

# Kentico CMS Web Parts

## Abuse report

[Abuse report](#)  
[In-line abuse report](#)

## Articles

[Article list](#)

## Attachments

[Attachment image gallery](#)  
[Document attachments](#)

## BizForms

[BizForm \(on-line form\)](#)

## Blogs

[Comment view](#)  
[Recent posts](#)  
[Post archive](#)  
[Blogs comments viewer](#)  
[New blog](#)  
[Blog post unsubscription](#)

## Booking system

[Event registration](#)

## Community

[Group registration](#)  
[Group properties](#)  
[Group profile](#)  
[Group roles](#)  
[Group polls](#)  
[Group forums](#)  
[Group members](#)  
[Groups filter](#)  
[Groups viewer](#)  
[Group members viewer](#)  
[Group public profile](#)  
[Group forum list](#)  
[Shortcuts](#)  
[Leave group](#)  
[Group forum posts viewer](#)  
[Group message board](#)  
[Group security access](#)  
[Group security message](#)  
[Group message board viewer](#)  
[Group invitation](#)  
[Group forum search results](#)  
[My invitations](#)  
[My sent invitations](#)  
[Group permissions](#)  
[Group contribution list](#)  
[Group edit contribution](#)  
[Group media libraries viewer](#)  
[Group message boards](#)

[Group media libraries](#)

## Community services

[YouTube video](#)

[Google video](#)

[Social bookmarking](#)

## Content rating

[Content rating](#)

## Custom tables

[Custom table repeater](#)

[Custom table datagrid](#)

[Custom table datalist](#)

## Data sources

[Documents data source](#)

[Groups data source](#)

[Query data source](#)

[Custom table data source](#)

[Group members data source](#)

[XML data source](#)

[File system data source](#)

[Forum posts data source](#)

[Users data source](#)

[Blog comments data source](#)

[Board messages data source](#)

[Friends data source](#)

[Products data source](#)

[Media files data source](#)

[Media libraries data source](#)

[Group media libraries data source](#)

[Attachments data source](#)

[SQL data source](#)

[Web service data source](#)

## E-commerce

[Shopping cart](#)

[Shopping cart preview](#)

[Product datalist](#)

[Wishlist](#)

[Similar products by sale](#)

[Random products](#)

[Top N products by sales](#)

[Top N newest products](#)

[Product filter](#)

## Events

[Event calendar](#)

## Forums

[Forum search box](#)

[Forum search results](#)

[Forum unsubscription](#)

[Forum group](#)

[Forum favorites](#)

[Forum search - advanced dialog](#)

[Forum \(Single forum - General\)](#)

[Forum posts viewer](#)

[Forum - Most active threads](#)

[Forum - Recently active threads](#)

[Forum - Top contributors](#)  
[Forum breadcrumbs](#)  
[Forum \(Single forum - Tree layout\)](#)  
[Forum \(Single forum - Flat layout\)](#)

## Friends

[Friendship management](#)  
[Friends list](#)  
[Rejected friends](#)  
[Friends waiting for approval](#)  
[My pending requests](#)  
[Friends viewer](#)  
[My friends](#)  
[Request friendship](#)

## Full-text search

[SQL Search dialog](#)  
[SQL Search results](#)  
[SQL Search dialog with results](#)  
[SQL Search box](#)  
[Smart search dialog](#)  
[Smart search box](#)  
[Smart search results](#)  
[Smart search dialog with results](#)  
[Smart search filter](#)  
[Search accelerator \(for IE8\)](#)  
[Did you mean](#)

## General

[User control](#)  
[Page placeholder](#)  
[Language selection](#)  
[Java script](#)  
[Head HTML code](#)  
[Language selection with flags](#)  
[Date & time](#)  
[Filter](#)  
[Mobile device redirection](#)  
[Random redirection](#)  
[CSS stylesheet](#)  
[Powered by Kentico](#)

## Google services

[Google analytics](#)

## Listings and viewers

[Repeater](#)  
[Datalist](#)  
[XSLT viewer](#)  
[Repeater with custom query](#)  
[Datalist with custom query](#)  
[Grid](#)  
[Calendar](#)  
[Grid with custom query](#)  
[Image gallery](#)  
[Attachments](#)  
[Related documents](#)  
[Document pager](#)  
[Random document](#)  
[Lightbox](#)  
[Scrolling text](#)  
[Content slider](#)  
[Send to friend](#)

[Basic repeater](#)  
[Basic datalist](#)  
[Universal pager](#)  
[Page views](#)  
[Universal document viewer](#)

## Maps

[Google maps](#)  
[Bing maps](#)  
[Yahoo maps](#)

## Media

[WMP video](#)  
[Flash](#)  
[Quick time](#)  
[Real media](#)

## Media library

[Media gallery](#)  
[Media file uploader](#)  
[Media gallery - file list](#)  
[Media gallery - folder tree](#)  
[Media gallery - file filter](#)  
[Media libraries viewer](#)

## Membership

[Current user](#)  
[Sign out button](#)  
[Logon form](#)  
[Registration form](#)  
[My profile](#)  
[My account](#)  
[Change password](#)  
[Logon mini form](#)  
[Registration e-mail confirmation](#)  
[Custom registration form](#)  
[Keep alive](#)  
[On-line users](#)  
[Windows LiveID](#)  
[Users filter](#)  
[User public profile](#)  
[Users viewer](#)  
[LiveID required data](#)  
[OpenID logon](#)  
[OpenID required data](#)  
[Facebook Connect logon](#)  
[Facebook Connect required data](#)

## Message board

[Message board](#)  
[Message board viewer](#)  
[Message board unsubscription](#)

## Messaging

[Inbox](#)  
[Send message](#)  
[Outbox](#)  
[Contact list](#)  
[Ignore list](#)  
[My messages](#)  
[Messaging info panel](#)

## Microsoft SharePoint

[SharePoint data source](#)  
[SharePoint repeater](#)  
[SharePoint datalist](#)  
[SharePoint datagrid](#)

## Navigation

[Drop-down menu](#)  
[Tree menu](#)  
[Breadcrumbs](#)  
[Site map](#)  
[Tab menu](#)  
[CSS list menu](#)  
[Tree view](#)

## News

[News list](#)  
[Latest news](#)  
[Scrolling news](#)

## Newsletters

[Newsletter subscription](#)  
[Newsletter unsubscription](#)  
[My subscriptions](#)  
[Newsletter archive](#)  
[Unsubscription request](#)

## Notifications

[Notification subscription](#)  
[Content subscription](#)

## Polls

[Poll](#)

## Reporting

[Report](#)

## Silverlight

[Silverlight application](#)

## Syndication

[RSS feed](#)  
[CMS RSS feed](#)  
[RSS repeater](#)  
[Blog comments RSS feed](#)  
[Query RSS feed](#)  
[Forum posts RSS feed](#)  
[Media files RSS feed](#)  
[Custom table RSS feed](#)  
[Message board RSS feed](#)  
[Web service RSS feed](#)  
[Atom repeater](#)  
[XML repeater](#)  
[Atom feed](#)  
[Products RSS feed](#)  
[Feed link](#)  
[Blog posts RSS feed](#)  
[Events RSS feed](#)  
[News RSS feed](#)

[Articles RSS feed](#)

### **Tagging & categories**

[Category list](#)

[Tag cloud](#)

### **Text**

[Static text](#)

[Editable text](#)

[Static HTML](#)

[Editable image](#)

[Paged text](#)

### **User contributions**

[Contribution list](#)

[Edit contribution](#)

### **Web services**

[Repeater for web service](#)


[Grid for web service](#)

[Datalist for web service](#)

### **Widgets**

[Widget actions](#)

## Abuse report > Abuse report

	Allows users to report abuse with a comment.
---	--

### Abuse Report settings

Confirmation text:	Confirmation text which will be displayed after the abuse report is successfully saved.
Title of abuse report:	Title which will be displayed in the list of abuse reports in CMS Desk.

**Additional documentation text is not provided.**

## Abuse report > In-line abuse report

	Contains a link which opens a dialog for abuse report.
---	--


### Inline Abuse Report properties

Confirmation text:	Confirmation text which will be displayed after the abuse report is successfully saved.
Title of abuse report:	Title which will be displayed in the list of abuse reports in CMS Desk.

**Additional documentation text is not provided.**



## Articles > Article list

	Displays a list of articles.
---	------------------------------

### Content

- Path:** Path of the documents to be displayed.
- Data source name:** ID of data source web part that provides data displayed by this web part. Only Documents data source can be used here.

### Content filter

- Document types:** Types of documents that should be displayed, separated with a semicolon (;). The \* wildcard can be used as a substitute for a random sequence of characters (e.g. CMS.Product.\* for CMSProduct.Camera;CMSProduct.CellPhone;CMSProduct.Computer... etc.).
- Combine with default culture:** Indicates if default language version of the document should be displayed if the document is not translated to the current language.
- Culture code:** Culture version of the displayed content.
- Maximum nesting level:** Maximum nesting level. It specifies the number of sub-levels in the content tree that should be included in the displayed content.
- ORDER BY expression:** ORDER BY part of the SELECT query.
- Select only published:** Indicates if only published documents should be displayed.
- Select top N documents:** Selects only top N items. If blank, all items are selected.
- Site name:** Code name of the web site from which you want to display the content. If you leave the value empty, the content is retrieved from the current web site.
- WHERE condition:** WHERE part of the SELECT query.
- Columns:** Only selected columns will be displayed.
- Filter out duplicate documents:** If the displayed data contains multiple links to the same document, you can choose to display only one of them.
- Filter name:** Filter name of external filter connected to this web part.

### Transformations

- Transformation:** Transformation used in the list view mode.
- Alternating transformation:** Transformation used in the list view mode for even items.
- Selected item transformation:** Transformation used in the detail view mode.

Item separator:	Item separator displayed between records.
Nested controls ID:	Sets the nested controls IDs. Use ';' as a separator; Example: myRepeaterID;myDataListID;myRepeaterID2. This property replaces the previously used NestedRepeaterID and NestedDataListID properties. If you are still using these properties, no changes to functionality will occur, but it is advisable to rewrite your code to use the new property instead. If you need to dynamically set properties of a nested control, you have to set its DelayedLoading property to 'True'. Please note that this setting can cause problems with ViewState.

## Paging

Enable paging:	Indicates if displayed data should be paged.
Paging mode:	Type of paging parameter - it can be passed either through URL (Query string) or through postback (Postback).
Navigation buttons:	Indicates if back/next buttons should be displayed.
Pager position:	Position of the pager - top or bottom
Page size:	Number of records per page.
Query string key:	The name of the URL parameter that will contain the current page number.
Show first and last buttons:	Indicates if First and Last buttons should be displayed.
HTML before:	HTML code before the results summary text.
HTML after:	HTML code after the results summary text.
Results position:	Position of the results summary text.
Numbers separator:	HTML code between the page numbers.

## Relationships

Main document:	Document for which you want to display its related documents.
Main document is on the left side:	Indicates if the given document is on the left side of the relationship.
Relationship name:	Name of the relationship between documents.

## System settings

Check permissions:	Indicates if permissions should be checked for the displayed content and only the documents for which the current user has the "read" permission should be displayed.
Cache item name:	Name of the cache item. If not explicitly specified, the name is automatically created based on the control unique ID.
Cache minutes:	The number of minutes for which the content is kept in the cache until the latest version is reloaded from the database. If you specify 0, the content is not cached. If you specify -1, the site-level settings are used.
Cache dependencies:	List of the cache keys on which the cached data depend. When the cache item changes, the cache of the web part is also deleted. Each line contains one item.

## No data behavior

Hide if no record found:	Indicates if content should be hidden when no record is found.
No record found text:	Text that should be displayed if no data is found.

## Editing buttons


Show New button:	Indicates if the button for adding new items should be displayed in the editing mode when viewing the page.
New button text:	New button description text.
Show Edit and Delete buttons:	Indicates if edit and delete buttons should be automatically shown for each item in the editing mode.

## HTML Envelope

Web part container:	Container displayed around the web part. The containers can be defined in Site Manager -> Development -> Web part containers.
Web part container title:	Title displayed in the web part container (if it supports displaying of title).
Content before:	Text to be displayed before the web part.
Content after:	Text to be displayed after the web part.

**Please note:** you can find an example of datalist/repeater nesting in [CMSRepeater](#) chapter.

## Attachments > Attachment image gallery

	Displays image gallery using Lightbox flash layout and functionality.
---	---

### Content

Path: Path of the documents to be displayed.

### Filter

Filter name: Filter name of external filter connected to this web part.

Combine with default culture: Indicates if default language version of the document should be displayed if the document is not translated to the current language.

Culture code: Culture version of the displayed content.

ORDER BY expression: ORDER BY part of the SELECT query.

Select top N attachments: Selects only top N items. If blank, all items are selected.

Site name: Code name of the web site from which you want to display the content. If you leave the value empty, the content is retrieved from the current web site.

WHERE condition: WHERE part of the SELECT query.

Attachment group: Attachment group (name of the document type field) from which the attachments will be taken. Applicable if you want grouped attachments to be displayed.

### Repeater

Transformation: Transformation used in the list view mode.

Alternating transformation: Transformation used in the list view mode for even items.

Selected item transformation: Transformation used in the detail view mode.

Separator Transformation Name: Item separator displayed between records.

Header Transformation Name: Transformation used for the header.

Footer Transformation Name: Transformation used for the footer.

### No data behavior

Hide if no record found: Indicates if content should be hidden when no record is found.

No record found text: Text that should be displayed if no data is found.

## Pager

Page size: Number of records per page.

Paging mode: Type of paging parameter - it can be passed either through URL (Query string) or through postback (Postback).

Query string key: The name of the URL parameter that will contain the current page number.

Group size: Sets the number of pages displayed for current page range.

Display first & last automatically: Indicates if First and Last buttons should be displayed.

Display previous & next automatically: If enabled, the "go to previous page" and "go to next page" buttons of the pager will be displayed only where usable, i.e. they will be hidden when the first, resp. the last page is selected.

Hide pager for single page: Sets the value that indicates whether pager should be hidden for single page.

## Pager design

Pages: Sets transformation for page links. Use `<%=# Eval("Page") %>` to get current page number, `<%=# Eval("PageURL") %>` to get page URL or `<%=# Eval("PageLink") %>` to get page link.

Current page: Sets the current page transformation. Use `<%=# Eval("Page") %>` to get current page number, `<%=# Eval("PageURL") %>` to get page URL or `<%=# Eval("PageLink") %>` to get page link.

Page separator: Sets transformation for separator of page links.

First page: Sets transformation for link to the first page. Use `<%=# Eval("FirstURL") %>` to get link to the first page.

Last page: Sets transformation for link to the last page. Use `<%=# Eval("LastURL") %>` to get link to the last page.

Previous page: Sets transformation for link to the previous page. Use `<%=# Eval("PreviousURL") %>` to get link to the previous page.

Next page: Sets transformation for link to the next page. Use `<%=# Eval("NextURL") %>` to get link to the next page.

Previous group: Sets transformation for link to the previous group of pages. Use `<%=# Eval("PreviousGroupURL") %>` to get link to the previous group.

Next group: Sets transformation for link to the next group of pages. Use `<%=# Eval("NextGroupURL") %>` to get link to the next group.

Pager layout: Sets transformation for overall pager layout.

## System settings

Check permissions: Indicates if permissions should be checked for the displayed content and only the documents for which the current user has the "read" permission should be displayed.

Cache item name: Name of the cache item. If not explicitly specified, the name is automatically created based on the control unique ID.

Cache minutes: The number of minutes for which the content is kept in the cache until the latest version is reloaded from the database. If you specify 0, the content is not cached. If you specify -1, the site-level settings are used.

Cache dependencies: List of the cache keys on which the cached data depend. When the cache item changes, the cache of the web part is also deleted. Each line contains one item.

## LightBox Configuration

Always visible navigation buttons: If set to true, navigation buttons will be displayed always. If false, they will be displayed only on mouse over.

Frame width: Width of the frame in which lightbox will be displayed.


Frame height:	Height of the frame in which lightbox will be displayed.
Path to external CSS file:	URL path to the external CSS file needed by Lightbox.
Overlay opacity:	Transparency of the background (0 - transparent, 1 - dark).
Animate:	Indicates if browsing through images should be animated.
Load delay:	Load delay time in milliseconds. If you are using automatic resizing (width & height are not set), this value indicates how long the lightbox will wait before taking content proportions to perform resizing. If you are having difficulties with displaying the lightbox content, try using a higher value.
Resize speed:	The speed of adjusting the lightbox size to the displayed image proportions.
Border size:	Size of the image border.
Loading image:	Image displayed during lightbox loading.
Close button image:	Close button image.
Previous button image:	Previous button image.
Next button image:	Next button image.
Group name:	LightBox group name. It is necessary to set this property if you would like to display multiple lightboxes for different document types on a single page.

When writing a custom transformation for the Lightbox web part, it is necessary to use the 'rel' and 'rev' parameters as highlighted in the transformation code below. The 'title' parameter is used to determine the description of the image displayed in the lightbox.

```
<a href="<## GetDocumentUrl() %&gt;&quot; rel="lightbox[group]" rev="<## Eval
("NodeAliasPath") %>" title="<## Eval("FileDescription") %>">?maxside=150" alt="<## Eval("FileName") %
"> /></a>
```

If you would like to use multiple lightboxes on a single page it is necessary to set 'Group name' property for each and every lightbox webpart.

## Attachments > Document attachments

	Displays a list of document attachments.
---	--

### Content

Path: Path of the documents to be displayed.

### Filter

Filter name: Filter name of external filter connected to this web part.

Combine with default culture: Indicates if default language version of the document should be displayed if the document is not translated to the current language.

Culture code: Culture version of the displayed content.

ORDER BY expression: ORDER BY part of the SELECT query.

Select Top N attachments: Selects only top N items. If blank, all items are selected.

Site name: Code name of the web site from which you want to display the content. If you leave the value empty, the content is retrieved from the current web site.

WHERE condition: WHERE part of the SELECT query.

Attachment group: Attachment group (name of the filed on the Form tab) from which the attachments will be taken. Applicable if you want grouped attachments to be displayed.

### Repeater

Transformation name: Transformation used in the list view mode.

AlternatingItem transformation name: Transformation used in the list view mode for even items.

Separator transformation name: Transformation used for the separator.

Header transformation name: Transformation used for the header.

Footer transformation name: Transformation used for the footer.

### No data behaviour

Hide if no record found: Indicates if content should be hidden when no record is found.

No record found text: Text that should be displayed if no data is found.

## Pager

Page size:	Number of records per page.
Paging mode:	Type of paging parameter - it can be passed either through URL (Query string) or through postback (Postback).
Querystring key:	The name of the URL parameter that will contain the current page number.
Group size:	Sets the number of pages displayed for current page range.
Display first & last automatically:	If enabled, the "go to first page" and "go to last page" buttons will be hidden when the first or last page is accessible via page number (i.e. when the number of the page is currently displayed in the pager).
Display previous & next automatically:	If enabled, the "go to previous page" and "go to next page" buttons of the pager will be displayed only where usable, i.e. they will be hidden when the first, resp. the last page is selected.
Hide pager for single page:	Sets the value that indicates whether pager should be hidden for single page.

## Pager design

Pages transformation:	Sets transformation for page links. Use <## Eval("Page") %> to get current page number, <## Eval("PageURL") %> to get page URL or <## Eval("PageLink") %> to get page link.
Current page transformation:	Sets the current page transformation. Use <## Eval("Page") %> to get current page number, <## Eval("PageURL") %> to get page URL or <## Eval("PageLink") %> to get page link.
Page separator transformation:	Sets transformation for separator of page links.
First page transformation:	Sets transformation for link to the first page. Use <## Eval("FirstURL") %> to get link to the first page.
Last page transformation:	Sets transformation for link to the last page. Use <## Eval("LastURL") %> to get link to the last page.
Previous page transformation:	Sets transformation for link to the previous page. Use <## Eval("PreviousURL") %> to get link to the previous page.
Next page transformation:	Sets transformation for link to the next page. Use <## Eval("NextURL") %> to get link to the next page.
Previous group transformation:	Sets transformation for link to the previous group of pages. Use <## Eval("PreviousGroupURL") %> to get link to the previous group.
Next group transformation:	Sets transformation for link to the next group of pages. Use <## Eval("NextGroupURL") %> to get link to the next group.
Pager layout transformation:	Sets transformation for overall pager layout.

## System settings

Check permissions:	Indicates if permissions should be checked for the displayed content and only the documents for which the current user has the "read" permission should be displayed.
Cache item name:	Name of the cache item. If not explicitly specified, the name is automatically created based on the control unique ID.
Cache minutes:	The number of minutes for which the content is kept in the cache until the latest version is reloaded from the database. If you specify 0, the content is not cached. If you specify -1, the site-level settings are used.
Cache dependencies:	List of the cache keys on which the cached data depend. When the cache item changes, the cache of the web part is also deleted. Each line contains one item.

**Additional documentation text is not provided.**



## BizForms > BizForm (on-line form)




The BizForm web part allows you to insert your own BizForm on the page.

### BizForm settings

Form name:	Name of the BizForm form that should be displayed.
Site name:	Code name of the web site from which you want to display the content. If you leave the value empty, the content is retrieved from the current web site.
Alternative form name:	Alternative form full name (ClassName.AlternativeFormName). Alternative form definition and layout are used if specified.
Use colon (:) in labels:	Indicates if the colon (:) should be used behind the label text.
Validation error message:	This message will be displayed after validation failed. Default error message will be used if this one is not set.

**Additional documentation text is not provided.**

## Blogs > Comment view

	Displays all comments of the specified blog post.
---	---

### Security

**Check permissions:** Indicates if permissions should be checked for the displayed content and only the documents for which the current user has the "read" permission should be displayed.

### Layout

**Comment separator:** Html code representing a separator between the blog comments.

**Display trackbacks:** Indicates if trackback URL for given post will be displayed. Trackback comments are influenced too.

**Trackback URL size:** If set, trackback URL is automatically wrapped after the specified number of characters, otherwise it is not wrapped which can break the design when URL is too long.

### Editing buttons

**Show edit button:** Indicates if editing button should be displayed to blog comment moderators.

**Show delete button:** Indicates if delete button should be displayed to blog comment moderators.

### User pictures

**Enable user pictures:** Indicates if user picture ("avatar") should be displayed if it's specified for the comment author.

**User picture width:** Maximum width (in pixels) of the user picture.

**User picture height:** Maximum height (in pixels) of the user picture.


### Abuse report

**Who can report abuse:** Determines who will be allowed to report abuse of this web part. When 'Authorized roles' is selected, you can define these roles using the 'Authorized roles' property below.

**Authorized roles:** If 'Authorized roles' is set for the 'Who can report abuse' property above, you can define the roles by this property.

**Additional documentation text is not provided.**

## Blogs > Recent posts

	Displays blog recent posts.
---	-----------------------------

### Recent posts


Transformation name:	Transformation used in the list view mode.
Select top N:	The number of latest posts displayed by the web part. If you leave the value empty, the web part displays all posts.
Path to recent posts:	Path of the documents to be displayed.

### No data behavior

Hide if no record found:	Indicates if content should be hidden when no record is found.
No record found text:	Text that should be displayed if no data is found.

**Additional documentation text is not provided.**

## Blogs > Post archive

	Displays post summary per each month.
---	---------------------------------------

### Archive

- Transformation name: Transformation used in the list view mode.
- Select top N: The number of latest months that should be displayed in the archive. If you leave the value empty, the web part displays all months in the blog history.

### No data behavior

- Hide if no record found: Indicates if content should be hidden when no record is found.
- No record found text: Text that should be displayed if no data is found.

### System settings

- Cache item name: Name of the cache item. If not explicitly specified, the name is automatically created based on the control unique ID.
- Cache minutes: The number of minutes for which the content is kept in the cache until the latest version is reloaded from the database. If you specify 0, the content is not cached. If you specify -1, the site-level settings are used.
- Cache dependencies: List of the cache keys on which the cached data depend. When the cache item changes, the cache of the web part is also deleted. Each line contains one item.

**Additional documentation text is not provided.**

## Blogs > Blogs comments viewer

	Displays blog comments based on the filter settings in web part properties.
---	---

### Repeater

- |                                      |   |
|--------------------------------------|---|
| Transformation name:                 | Transformation used in the list view mode.                |
| AlternatingItem Transformation Name: | Transformation used in the list view mode for even items. |
| Separator Transformation Name:       | Transformation used for the separator.                    |
| Header Transformation Name:          | Transformation used for the header.                       |
| Footer Transformation Name:          | Transformation used for the footer.                       |

### Filter

- |                       |   |
|-----------------------|---|
| Select only approved: | Indicates if only approved items should be selected.  |
| Order By:             | Sets order by condition   |
| Top N:                | Sets the top n pots   |
| Site name:            | Code name of the web site from which you want to display the content. If you leave the value empty, the content is retrieved from the current web site. |
| Where condition:      | Sets where condition  |
| Selected columns:     | Only selected columns will be displayed.  |
| Filter name:          | Filter name of external filter connected to this web part.  |

### No data behaviour

- |                          |  |
|--------------------------|--|
| Hide if no record found: | Indicates if content should be hidden when no record is found. |
| No record found text:    | Text that should be displayed if no data is found.             |

### Pager

- |                             |   |
|-----------------------------|---|
| Hide pager for single page: | Sets the value that indicates whether pager should be hidden for single page. |
| Page size:                  | Number of records per page.   |

Group size:	Sets the number of pages displayed for current page range.
Paging mode:	Type of paging parameter - it can be passed either through URL (Query string) or through postback (Postback).
Querystring key:	The name of the URL parameter that will contain the current page number.
Display first & last automatically:	If enabled, the "go to first page" and "go to last page" buttons will be hidden when the first or last page is accessible via page number (i.e. when the number of the page is currently displayed in the pager).
Display previous & next automatically:	If enabled, the "go to previous page" and "go to next page" buttons of the pager will be displayed only where usable, i.e. they will be hidden when the first, resp. the last page is selected.

## Pager design

Pages:	Sets transformation for page links. Use <## Eval("Page") %> to get current page number, <## Eval("PageURL") %> to get page URL or <## Eval("PageLink") %> to get page link.
Current page:	Sets the current page transformation. Use <## Eval("Page") %> to get current page number, <## Eval("PageURL") %> to get page URL or <## Eval("PageLink") %> to get page link.
Page separator:	Sets transformation for separator of page links.
First page:	Sets transformation for link to the first page. Use <## Eval("FirstURL") %> to get link to the first page.
Last page:	Sets transformation for link to the last page. Use <## Eval("LastURL") %> to get link to the last page.
Previous page:	Sets transformation for link to the previous page. Use <## Eval("PreviousURL") %> to get link to the previous page.
Next page:	Sets transformation for link to the next page. Use <## Eval("NextURL") %> to get link to the next page.
Previous group:	Sets transformation for link to the previous group of pages. Use <## Eval("PreviousGroupURL") %> to get link to the previous group.
Next group:	Sets transformation for link to the next group of pages. Use <## Eval("NextGroupURL") %> to get link to the next group.
Pager layout:	Sets transformation for overall pager layout.
Direct page:	Sets transformation for direct page changing. Use textbox or dropdown list with ID "directPageControl" to register page change event.

## System settings

Cache item name:	Name of the cache item. If not explicitly specified, the name is automatically created based on the control unique ID.
Cache minutes:	The number of minutes for which the content is kept in the cache until the latest version is reloaded from the database. If you specify 0, the content is not cached. If you specify -1, the site-level settings are used.
Cache dependencies:	List of the cache keys on which the cached data depend. When the cache item changes, the cache of the web part is also deleted. Each line contains one item.

**Additional documentation text is not provided.**

## Blogs > New blog


	Enables users to create a new blog.
---	-------------------------------------

### General

Blog parent path:	Path in the content tree where new blog should be created.
Redirect to new blog:	Indicates if user should be redirected to the new blog after it is created.
Side column text:	Blog side column text.
Moderate comments:	Indicates if new comments require to be moderated before publishing.
Blog moderators:	Users which are allowed to moderate current blog comments.
Open comments for:	Indicates how long are blog comments opened after publishing the post.
Send comments to e-mail:	E-mail address where new comments should be sent.
Allow anonymous comments:	Indicates if anonymous users are allowed to insert comments.
Use CAPTCHA for comments:	Indicates if security control should be used when inserting new comment.
New blog template:	Page template which is applied to a new blog. If not specified, page template of the parent document is applied.

**Additional documentation text is not provided.**

## Blogs > Blog post unsubscription

	Displays a confirmation that the user has been successfully unsubscribed from the blog posts board. The subscription is specified by the GUID parameter in the URL.
---	---

### Dialog

Confirmation text: Text displayed to the user when she is successfully unsubscribed. For example: "You've been unsubscribed."

You can modify the design using standard CSS styles, skin file, or by modifying the **CMSWebParts\MessageBoards\MessageBoardUnsubscription.ascx** file.



## Booking system > Event registration

	Displays list of booked events.
---	---------------------------------

### Registration

Require name:	If true, the first and last name text boxes are displayed. Users are required to fill in the text boxes to registrate.
Require phone:	If true, the phone number text box is displayed. Users are required to fill in the text box to registrate.
Allow anonymous users to register:	If true, public users are allowed to register.
Display Outlook link:	If true, link to iCalendar file (*.ics) will be available after registration. The file adds registered event to user's Outlook calendar.

**Additional documentation text is not provided.**

## Community > Group registration

	Enables users to create a new group.
---	--------------------------------------

### Group registration properties


Template source alias path:	Path to source documents that will be copied to the location specified by GroupTemplateTargetAliasPath when new group is created.
Template target alias path:	Path to that will source documets from path specified by GroupTemplateSourceAliasPath be copied when new group is created.
Group profile URL path:	Sets the document URL path for the group profile page. Use {groupname} macro to substitute the name of the current group.
Combine with default culture:	If checked, default culture will be used when creating group pages under a culture where the source or target nodes were not found.
Group name label text:	Sets the label text of display name field.
Text after successful registration:	Sets text which should be displayed after successful registration. You can use the {0} macro, which returns the relative URL to the group's profile page.
Text after successful registration with approving:	Sets text which should be displayed after successful registration but group must be approved.

### Behaviour

Require approval:	If checked, new group creation requires administrator's approval.
Redirect to URL:	If set, user is redirected to this URL after registration.
Hide form after registration:	Indicates whether form should be hidden after successful registration.

**Additional documentation text is not provided.**

## Community > Group properties


	Enables group administrators to edit group properties.
---	--

### Community

Group name:	Code name of the group.
No permissions message:	Sets the message which should be displayed if current user is not group administrator.

**Additional documentation text is not provided.**

## Community > Group profile


	Enables group administrators to edit profile of the group.
---	--

### Community

Group name:	Code name of the group.
No permissions message:	Sets the message which should be displayed if current user is not group administrator.

**Additional documentation text is not provided.**

## Community > Group roles


 An icon depicting three stylized human figures in a group, representing community or group roles.	Enables group administrators manage group roles.
---	--

### Community

Group name:	Code name of the group.
No permissions message:	Sets the message which should be displayed if current user is not group administrator.

**Additional documentation text is not provided.**

## Community > Group polls


	Enables group administrators to manage group polls.
---	---

### Community

Group name:	Code name of the group.
No permissions message:	Sets the message which should be displayed if current user is not group administrator.

**Additional documentation text is not provided.**

## Community > Group forums


	Enables group administrators to manage group forums.
---	--

### Community

Group name:	Code name of the group.
No permissions message:	Sets the message which should be displayed if current user is not group administrator.

**Additional documentation text is not provided.**

## Community > Group members

	Enables group administrators to manage group members.
---	---


### Community

Group name:	Code name of the group.
No permissions message:	Sets the message which should be displayed if current user is not group administrator.

**Additional documentation text is not provided.**



## Community > Groups filter




### Filter properties

- |                          |                              |
|--------------------------|------------------------------|
| Button text:             | Sets the filter button text. |
| Disables filter caching: | Disables filter caching.     |

**Additional documentation text is not provided.**

## Community > Groups viewer

	Displays a list of groups.
---	----------------------------

### Repeater

- Transformation Name: Transformation used in the list view mode.
- AlternatingItem Transformation Name: Transformation used in the list view mode for even items.
- Separator Transformation Name: Transformation used for the separator.
- Header Transformation Name: Transformation used for the header.
- Footer Transformation Name: Transformation used for the footer.

### Filter

- Show filter: Shows or hides filter.
- ORDER BY condition: ORDER BY part of the SELECT query.
- Select Top N groups: Selects only top N items. If blank, all items are selected.
- Site name: Code name of the web site from which you want to display the content. If you leave the value empty, the content is retrieved from the current web site.
- WHERE condition: WHERE part of the SELECT query.
- Selected columns: Only selected columns will be displayed.

### No data behaviour

- Hide if no record found: Indicates if content should be hidden when no record is found.
- No record found text: Text that should be displayed if no data is found.

### Pager

- Enable paging: Indicates if displayed data should be paged.
- Page size: Number of records per page.
- Paging mode: Type of paging parameter - it can be passed either through URL (Query string) or through postback (Postback).

Querysting key:	The name of the URL parameter that will contain the current page number.
Group size:	Sets the number of pages displayed for current page range.
Display first & last automatically:	If enabled, the "go to first page" and "go to last page" buttons will be hidden when the first or last page is accessible via page number (i.e. when the number of the page is currently displayed in the pager).
Display previous & next automatically:	If enabled, the "go to previous page" and "go to next page" buttons of the pager will be displayed only where usable, i.e. they will be hidden when the first, resp. the last page is selected.
Hide pager for single page:	Sets the value that indicates whether pager should be hidden for single page.

## Pager design


Pages:	Sets transformation for page links. Use <## Eval("Page") %> to get current page number, <## Eval("PageURL") %> to get page URL or <## Eval("PageLink") %> to get page link.
Current page:	Sets the current page transformation. Use <## Eval("Page") %> to get current page number, <## Eval("PageURL") %> to get page URL or <## Eval("PageLink") %> to get page link.
Page separator:	Sets transformation for separator of page links.
First page:	Sets transformation for link to the first page. Use <## Eval("FirstURL") %> to get link to the first page.
Last page:	Sets transformation for link to the last page. Use <## Eval("LastURL") %> to get link to the last page.
Previous page:	Sets transformation for link to the previous page. Use <## Eval("PreviousURL") %> to get link to the previous page.
Next page:	Sets transformation for link to the next page. Use <## Eval("NextURL") %> to get link to the next page.
Previous group:	Sets transformation for link to the previous group of pages. Use <## Eval("PreviousGroupURL") %> to get link to the previous group.
Next group:	Sets transformation for link to the next group of pages. Use <## Eval("NextGroupURL") %> to get link to the next group.
Direct page:	Sets transformation for direct page changing. Use textbox or dropdown list with ID "directPageControl" to register page change event.
Pager layout:	Sets transformation for overall pager layout.

## System settings

Cache item name:	Name of the cache item. If not explicitly specified, the name is automatically created based on the control unique ID.
Cache minutes:	The number of minutes for which the content is kept in the cache until the latest version is reloaded from the database. If you specify 0, the content is not cached. If you specify -1, the site-level settings are used.
Cache dependencies:	List of the cache keys on which the cached data depend. When the cache item changes, the cache of the web part is also deleted. Each line contains one item.

**Additional documentation text is not provided.**

## Community > Group members viewer



### Community

Group name: Code name of the group.

### Repeater

Transformation Name: Transformation used in the list view mode.

AlternatingItem Transformation Name: Transformation used in the list view mode for even items.

Separator Transformation Name: Transformation used for the separator.

Header Transformation Name: Transformation used for the header.

Footer Transformation Name: Transformation used for the footer.

### No data behaviour

Hide if no record found: Indicates if content should be hidden when no record is found.

No record found text: Text that should be displayed if no data is found.

### Filter

Show filter: Shows or hides filter.

ORDER BY condition: ORDER BY part of the SELECT query.

Select Top N members: Selects only top N items. If blank, all items are selected.

Site name: Code name of the web site from which you want to display the content. If you leave the value empty, the content is retrieved from the current web site.

WHERE condition: WHERE part of the SELECT query.

Selected columns: Only selected columns will be displayed.

### Pager

Page size:	Sets the number of records to display on a page.
Paging mode:	Indicates whether pager use querystring parameter or postback.
Querystring key:	Sets querystring parameter.
Group size:	Sets the number of pages displayed for current page range.
Display first & last automatically:	If enabled, the "go to first page" and "go to last page" buttons will be hidden when the first or last page is accessible via page number (i.e. when the number of the page is currently displayed in the pager).
Display previous & next automatically:	If enabled, the "go to previous page" and "go to next page" buttons of the pager will be displayed only where usable, i.e. they will be hidden when the first, resp. the last page is selected.
Hide pager for single page:	Sets the value that indicates whether pager should be hidden for single page.

### Pager design

Pages:	Sets transformation for page links. Use <%# Eval("Page") %> to get current page number, <%# Eval("PageURL") %> to get page URL or <%# Eval("PageLink") %> to get page link.
CurrentPage:	Sets the current page transformation. Use <%# Eval("Page") %> to get current page number, <%# Eval("PageURL") %> to get page URL or <%# Eval("PageLink") %> to get page link.
Page separator:	Sets transformation for separator of page links.
First page:	Sets transformation for link to the first page. Use <%# Eval("FirstURL") %> to get link to the first page.
Last page:	Sets transformation for link to the last page. Use <%# Eval("LastURL") %> to get link to the last page.
Previous page:	Sets transformation for link to the previous page. Use <%# Eval("PreviousURL") %> to get link to the previous page.
Next page:	Sets transformation for link to the next page. Use <%# Eval("NextURL") %> to get link to the next page.
Previous group:	Sets transformation for link to the previous group of pages. Use <%# Eval("PreviousGroupURL") %> to get link to the previous group.
Next group:	Sets transformation for link to the next group of pages. Use <%# Eval("NextGroupURL") %> to get link to the next group.
Direct page:	Sets transformation for direct page changing. Use textbox or dropdown list with ID "directPageControl" to register page change event.
Pager layout:	Sets transformation for overall pager layout.

### System settings

Cache item name:	Name of the cache item. If not explicitly specified, the name is automatically created based on the control unique ID.
Cache minutes:	The number of minutes for which the content is kept in the cache until the latest version is reloaded from the database. If you specify 0, the content is not cached. If you specify -1, the site-level settings are used.
Cache dependencies:	List of the cache keys on which the cached data depend. When the cache item changes, the cache of the web part is also deleted. Each line contains one item.

### HTML Envelope

Web part container:	Container displayed around the web part. The containers can be defined in Site Manager -> Development -> Web part containers.
Web part container title:	Title displayed in the web part container (if it supports displaying of title).

**Additional documentation text is not provided.**

## Community > Group public profile

 The icon depicts a person's head and shoulders in a green shirt, a gold coin, and a blue circular button with a white lowercase 'i' inside, representing information or a profile.	Displays public profile of a group.
--	-------------------------------------

### Community

Group name: Code name of the group.


### Public profile settings

Alternative form name: Alternative form full name (ClassName.AlternativeFormName). Alternative form definition and layout are used if specified.

No profile text: Text that will be displayed if no profile is found.

**Additional documentation text is not provided.**

## Community > Group forum list

	Displays a list of group's forums.
---	------------------------------------

### Community

- Group name: Code name of the group.
- Groups separator: Sets separator between groups

### Group settings

- Forum layout: Sets forum layout.

### Post options

- Enable favorites: Sets the value which determines whether the user can add the posts to his favorites.
- Enable signature: Indicates whether user signature should be displayed if is defined.
- Display attachment image: Determines whether to display image previews in the list of attachments.
- Attachment image maximal side size: Determines the maximal side size of the image inserted to the post.
- Redirect to user profile: Indicates whether username should be link to user profile if profile path is defined in site settings
- Thread view mode: Sets the view mode of the posts.
- Maximum nesting level: Maximum number of displayed levels in the forum post tree hierarchy.
- Base URL: Sets the forum base url. This url is used if forum doesn't contain base url.
- Unsubscription URL: URL of the page where Forum unsubscription web part is placed. This is a special web part for handling forum unsubscription requests.

### Post extended options

- Enable avatars: Indicates if the web part should show the user image.
- Avatar max side size: Maximum size of avatar image in pixels.
- Display badge info: Indicates whether badge info should be displayed
- Allow private messaging: Indicates whether should be displayed link to send message to post author.

- Allow friendship request: Indicates whether should be displayed link to friendship request to post author.
- Enable subscription: Allows forum visitors to subscribe for receiving automatic notifications when a new post is added to the forum or thread.
- On-Site management: Indicates if the forum editing on the live site is allowed.

### Behaviour

- Hide forum to unauthorized users: Indicates whether the forums for which the user has no permissions are visible for him in the list of forums in forum group.
- Redirect unauthorized users: Determines whether to redirect unauthorized users to logon page or wheter to display only the info message.
- Logon page URL: Determines the URL of the logon page where the unauthorized users are redirected if "Use redirect for unauthorized users" property is set to True.
- Access denied page URL: URL where the user is redirected when trying to access forum for which the user is unauthorized.

### Abuse report

- Who can report abuse: Sets the security access to abuse report.

### Paging

- Enable thread paging: Indicates whether paging on threads page is enabled. This option is depend on forum layout. If layout does not support paging this option has no effect.
- Thread paging page size: Sets page size on threads page is enabled. This option is depend on forum layout. If layout does not support paging this option has no effect.
- Enable posts paging: Indicates whether paging on thread page is enabled. This option is depend on forum layout. If layout does not support paging this option has no effect.
- Posts page size: Sets page size on thread page is enabled. This option is depend on forum layout. If layout does not support paging this option has no effect.

### Friendly URLs

- Use friendly URLs: Indicates whether forum should generate friendly URLs.
- Friendly Base URL: Sets current document URL without extension. If Base URL isn't set current document URL is used.
- URL Extension: Sets friendly URL extension. For extension less URLs leave it blank.


### Tree forum properties

- Display mode: Sets the tree show mode. This property has effect only for tree layout.
- Expand tree: Indicates if thread tree should be expanded by default.

**Additional documentation text is not provided.**



## Community > Shortcuts

	Displays shortcuts to various community-related actions based on the current context.
---	---

### Visible shortcuts

Display My profile link:	Determines if My profile link should be displayed or stay hidden.
Display Edit my profile link:	Determines if Edit my profile link should be displayed or stay hidden.
Display Join the community link:	Determines if Join community link should be displayed or stay hidden.
Display My messages link:	Indicates if My messages link should be displayed.
Display My friends link:	Indicates if My friends link should be displayed.
Display My invitations link:	Indicates if My invitations link should be displayed.
Display Create new group link:	Determines if Create new group link should be displayed or stay hidden.
Display Invite to group link:	Indicates Invite to group link should be displayed.
Display Join/Leave the group link:	Determines if Group links link should be displayed or stay hidden.
Display Create new blog link:	Determines if Create new blog link should be displayed or stay hidden.
Display Friendship links:	Determines if Friendship links link should be displayed or stay hidden.
Display Send message link:	Determines if Send message link should be displayed or stay hidden.
Display Add to contact list link:	Determines if Add to contact list link should be displayed or stay hidden.
Display Add to ignore list link:	Determines if Add to ignore list link should be displayed or stay hidden.
Display manage group link:	Determines if Manage group link should be displayed or stay hidden.
Display Sign in link:	Determines if Sign in link should be displayed or stay hidden.
Display Sign out link:	Determines if Sign out link should be displayed or stay hidden.


### Shortcuts paths

Join the community path:	URL of the Join community link.
My messages path:	Path to My messages web part.
My friends path:	Path where My friends web part is located.

My invitations path:	Path where My invitations web part is located.
Create new group path:	URL of the Create new group link.
Invite to group path:	URL of the Invite group link.
Join the group path:	URL of the Join group link.
Leave group path:	URL of the Leave group link.
Create new blog path:	URL of the Create new blog link.
Sign in path:	URL of the Sign in link.
Sign out path:	URL of the Sign out link.

**Additional documentation text is not provided.**

## Community > Leave group


	Allows to leave the group through given GUID.
---	---

### General properties

- |                           |  |
|---------------------------|--|
| Leave text:               | Text displayed when asking whether to leave the group. |
| Successfull leave text:   | Text displayed after successfull leave of the group.   |
| Unsuccessfull leave text: | Text displayed after unsuccessful leave of the group.  |

**Additional documentation text is not provided.**

## Community > Group forum posts viewer

	Displays forum posts in selected community group.
---	---

### Community

Group name: Sets community group name

### Repeater

Transformation name: Transformation used in the list view mode.

AlternatingItem Transformation Name: Transformation used in the list view mode for even items.

Separator Transformation Name: Transformation used for the separator.

Header Transformation Name: Transformation used for the header.

Footer Transformation Name: Transformation used for the footer.

### Filter

Select only approved: Indicates if only approved items should be selected.

Order By: Sets order by condition

Top N: Sets the top n pots

Site name: Code name of the web site from which you want to display the content. If you leave the value empty, the content is retrieved from the current web site.

Where condition: Sets where condition

Selected columns: Only selected columns will be displayed.

Filter name: Filter name of external filter connected to this web part.

### No data behaviour

Hide if no record found: Indicates if content should be hidden when no record is found.

No record found text: Text that should be displayed if no data is found.

### Pager

Hide pager for single page:	Sets the value that indicates whether pager should be hidden for single page.
Page size:	Number of records per page.
Group size:	Sets the number of pages displayed for current page range.
Paging mode:	Type of paging parameter - it can be passed either through URL (Query string) or through postback (Postback).
Querystring key:	The name of the URL parameter that will contain the current page number.
Display first & last automatically:	If enabled, the "go to first page" and "go to last page" buttons will be hidden when the first or last page is accessible via page number (i.e. when the number of the page is currently displayed in the pager).
Display previous & next automatically:	If enabled, the "go to previous page" and "go to next page" buttons of the pager will be displayed only where usable, i.e. they will be hidden when the first, resp. the last page is selected.

## Pager design

Pages:	Sets transformation for page links. Use <## Eval("Page") %> to get current page number, <## Eval("PageURL") %> to get page URL or <## Eval("PageLink") %> to get page link.
Current page:	Sets the current page transformation. Use <## Eval("Page") %> to get current page number, <## Eval("PageURL") %> to get page URL or <## Eval("PageLink") %> to get page link.
Page separator:	Sets transformation for separator of page links.
First page:	Sets transformation for link to the first page. Use <## Eval("FirstURL") %> to get link to the first page.
Last page:	Sets transformation for link to the last page. Use <## Eval("LastURL") %> to get link to the last page.
Previous page:	Sets transformation for link to the previous page. Use <## Eval("PreviousURL") %> to get link to the previous page.
Next page:	Sets transformation for link to the next page. Use <## Eval("NextURL") %> to get link to the next page.
Previous group:	Sets transformation for link to the previous group of pages. Use <## Eval("PreviousGroupURL") %> to get link to the previous group.
Next group:	Sets transformation for link to the next group of pages. Use <## Eval("NextGroupURL") %> to get link to the next group.
Direct page:	Sets transformation for direct page changing. Use textbox or dropdown list with ID "directPageControl" to register page change event.
Pager layout:	Sets transformation for overall pager layout.

## System settings


Cache item name:	Name of the cache item. If not explicitly specified, the name is automatically created based on the control unique ID.
Cache minutes:	The number of minutes for which the content is kept in the cache until the latest version is reloaded from the database. If you specify 0, the content is not cached. If you specify -1, the site-level settings are used.
Cache dependencies:	List of the cache keys on which the cached data depend. When the cache item changes, the cache of the web part is also deleted. Each line contains one item.

## HTML Envelope

Web part container:	Container displayed around the web part. The containers can be defined in Site Manager -> Development -> Web part containers.
Web part container title:	Title displayed in the web part container (if it supports displaying of title).

**Additional documentation text is not provided.**

## Community > Group message board

	Displays the list of the messages with the dialog to add a new message to the board. Board is owned by the group.
---	---

### Display

Message transformation:	Transformation used in the list view mode.
Enable edit:	Indicates whether the message EDIT button should be displayed
Enable delete:	Indicates whether the message DELETE button should be displayed
Enable approve:	Indicates whether the message APPROVE button should be displayed
Enable reject:	Indicates whether the message REJECT button should be displayed
No messages text:	Text displayed when there are no messages to be displayed.

### Board default settings - THESE SETTINGS ARE APPLIED ONLY TO NEW BOARDS!

Display name:	Board display name. You can also use macros for the name.
Access:	Specifies the message board security access level. This property is only applied when the first message is posted. You can later change the properties in CMS Desk -> Tools -> Message boards.
Moderators:	Default moderators for the newly created message board. This property is only applied when the first message is posted. You can later change the properties in CMS Desk -> Tools -> Message boards.
Moderated:	Indicates whether the board is moderated or not. This property is only applied when the first message is posted. You can later change the properties in CMS Desk -> Tools -> Message boards.
Require e-mail addresses:	Indicates whether the board message requires e-mail address. This property is only applied when the first message is posted. You can later change the properties in CMS Desk -> Tools -> Message boards.
Use security code:	Indicates whether the board uses the security CAPTCHA feature. This property is only applied when the first message is posted. You can later change the properties in CMS Desk -> Tools -> Message boards.
Open:	Indicates whether the board is opened. This property is only applied when the first message is posted. You can later change the properties in CMS Desk -> Tools -> Message boards.
Open from:	Board opening date. This property is only applied when the first message is posted. You can later change the properties in CMS Desk -> Tools -> Message boards.
Open to:	Board closing date. This property is only applied when the first message is posted. You can later change the properties in CMS Desk -> Tools -> Message boards.
Enable subscriptions:	Indicates whether the subscription feature should be enabled. This property is only applied when the first message is posted. You can later change the properties in CMS Desk -> Tools -> Message boards.

Unsubscription URL: URL of the page used to unsubscribe from the subscribed message board. If it is not specified, default unsubscription URL from SiteManager -> Settings is used. This property is only applied when the first message is posted. You can later change the properties in CMS Desk -> Tools -> Message boards.

Board base URL: URL used as the URL base of links to message boards in notification e-mails; if empty, value from Site Manager -> Settings -> Message boards -> Board base URL will be used; if that property is empty too, message boards can not be placed on pages with wildcard URLs.

## Content rating

Enable content rating: If checked, content rating is enabled.

Rating type: Determines which type of content rating will be used.

Max rating value: Sets size of the content rating scale.

## Security

Check permissions: Indicates if permissions should be checked for the displayed content and only the documents for which the current user has the "read" permission should be displayed.

Enable anonymous read: Indicates whether the anonymous read is enabled


## HTML Envelope

Web part container: Container displayed around the web part. The containers can be defined in Site Manager -> Development -> Web part containers.

Web part container title: Title displayed in the web part container (if it supports displaying of title).

**Additional documentation text is not provided.**

## Community > Group security access

	Special web part that checks access permissions to group content.
---	---

### Security


Use query string: Indicates if query string should be used to transfer group information.

Groups security access denied path: Group access Path for users who don't meet group security settings.

**Additional documentation text is not provided.**



## Community > Group security message



Login URL:

URL where public user will be redirected if he doesn't meet group security permissions.

Join group path:

URL where user will be redirected if group allows only group members to visit content.

### Messages

Site members only text:

Sets the text which should be displayed if content of current group is available only for site members. Use string format macro {0} to open link tag to sign in page and {1} to close tag.

Group members only text:


Sets the text which should be displayed if content of current group is available only for its members. Use string format macro {0} to open link tag to sign in page and {1} to close tag.

Group members only text (site member):

Sets the text which should be displayed if content of current group is available only for its members and current user is authenticated. Use string format macro {0} to open link tag to join the group and {1} to close tag.

**Additional documentation text is not provided.**

## Community > Group message board viewer

	Used for displaying group message boards.
---	---

### Properties

Group name: Sets message board group.

### Repeater

Transformation name: Transformation used in the list view mode.

AlternatingItem Transformation Name: Transformation used in the list view mode for even items.

Separator Transformation Name: Transformation used for the separator.

Header Transformation Name: Transformation used for the header.

Footer Transformation Name: Transformation used for the footer.

### Filter

Select only approved: Indicates if only approved items should be selected.

Order By: Sets order by condition

Top N: Sets the top n pots

Where condition: Sets where condition

Selected columns: Only selected columns will be displayed.

Filter name: Filter name of external filter connected to this web part.

### No data behaviour

Hide if no record found: Indicates if content should be hidden when no record is found.

No record found text: Text that should be displayed if no data is found.

### Pager

Hide pager for single page:	Sets the value that indicates whether pager should be hidden for single page.
Page size:	Number of records per page.
Group size:	Sets the number of pages displayed for current page range.
Paging mode:	Type of paging parameter - it can be passed either through URL (Query string) or through postback (Postback).
Querystring key:	The name of the URL parameter that will contain the current page number.
Display first & last automatically:	If enabled, the "go to first page" and "go to last page" buttons will be hidden when the first or last page is accessible via page number (i.e. when the number of the page is currently displayed in the pager).
Display previous & next automatically:	If enabled, the "go to previous page" and "go to next page" buttons of the pager will be displayed only where usable, i.e. they will be hidden when the first, resp. the last page is selected.

## Pager design


Pages:	Sets transformation for page links. Use <%# Eval("Page") %> to get current page number, <%# Eval("PageURL") %> to get page URL or <%# Eval("PageLink") %> to get page link.
Current page:	Sets the current page transformation. Use <%# Eval("Page") %> to get current page number, <%# Eval("PageURL") %> to get page URL or <%# Eval("PageLink") %> to get page link.
Page separator:	Sets transformation for separator of page links.
First page:	Sets transformation for link to the first page. Use <%# Eval("FirstURL") %> to get link to the first page.
Last page:	Sets transformation for link to the last page. Use <%# Eval("LastURL") %> to get link to the last page.
Previous page:	Sets transformation for link to the previous page. Use <%# Eval("PreviousURL") %> to get link to the previous page.
Next page:	Sets transformation for link to the next page. Use <%# Eval("NextURL") %> to get link to the next page.
Previous group:	Sets transformation for link to the previous group of pages. Use <%# Eval("PreviousGroupURL") %> to get link to the previous group.
Next group:	Sets transformation for link to the next group of pages. Use <%# Eval("NextGroupURL") %> to get link to the next group.
Direct page:	Sets transformation for direct page changing. Use textbox or dropdown list with ID "directPageControl" to register page change event.
Pager layout:	Sets transformation for overall pager layout.

## System settings

Cache item name:	Name of the cache item. If not explicitly specified, the name is automatically created based on the control unique ID.
Cache minutes:	The number of minutes for which the content is kept in the cache until the latest version is reloaded from the database. If you specify 0, the content is not cached. If you specify -1, the site-level settings are used.
Cache dependencies:	List of the cache keys on which the cached data depend. When the cache item changes, the cache of the web part is also deleted. Each line contains one item.

**Additional documentation text is not provided.**

## Community > Group invitation


 An icon depicting a person in a green shirt and a person in a yellow shirt, with a yellow envelope, representing a group invitation.	Allows to manage invitations through the given GUID.
--	--

### Group invitation properties

Send default group e-mails:	Indicates whether to send default group e-mails. If true then depends on group settings.
Send e-mail to inviter:	Indicates whether to send e-mail to inviter.
User is already member of group caption:	Text displayed if the invited user is already a member of the group.
Invitation is not valid caption:	Caption that is displayed when invitation isn't valid.
Group no longer exists caption:	Caption that is displayed when group doesn't exist.
Member joined caption:	Caption that is displayed when member successfully joined the group.
Member waiting caption:	Caption that is displayed when member joined the group but is waiting for approval.
Logon page URL:	Specifies URL to logon page. If value is empty then it's inherited from settings.

**Additional documentation text is not provided.**

## Community > Group forum search results



### Settings

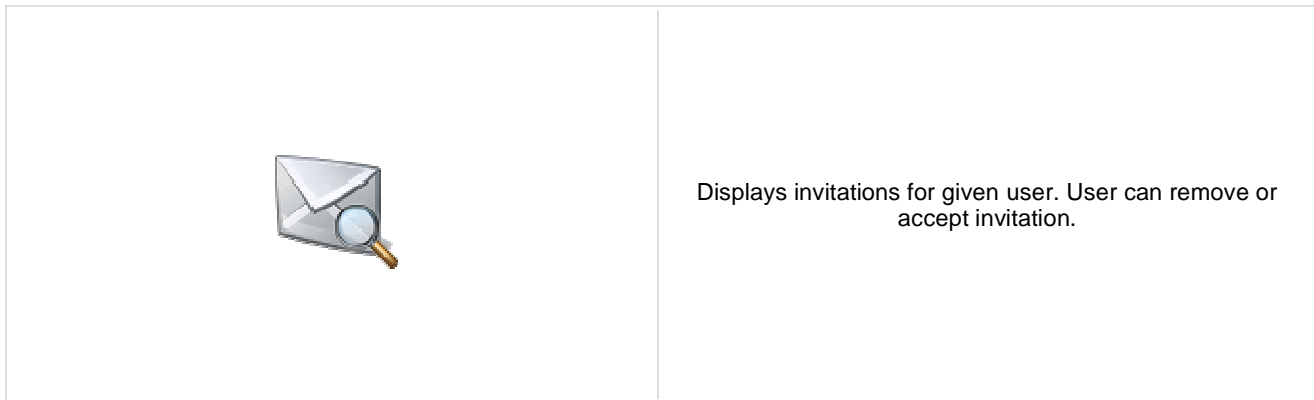
Forum layout:	Sets forum layout.
No results text:	Text that will be displayed if no search results are found.

### Extended properties

Enable picture:	Indicates if the web part should show the user image.
Avatar max side size:	Maximum size of avatar image in pixels.
Display badge info:	Indicates whether badge info should be displayed
Redirect to user profile:	Indicates whether username should be link to user profile if profile path is defined in site settings
Enable forum selection:	Indicates whether forum selection is enabled

The search expression is passed to the web part through the SearchForum URL parameter - e.g.: `.../forums.aspx?SearchForum=help`. The forums are automatically hidden on the given page in case this parameter is passed in the URL.


## Community > My invitations



User name:	Determines user whose invitations will be shown. If not set, current user will be used.
Member joined caption:	Caption that is displayed when member successfully joined the group.
Member waiting caption:	Caption that is displayed when member joined the group but is waiting for approval.
User is already member caption:	Text displayed if the invited user is already a member of the group.
Group no longer exists caption:	Caption that is displayed when group doesn't exist.
Invitation is not valid caption:	Caption that is displayed when invitation isn't valid.
Zero rows text:	Message which will be displayed if there are no favorites.
Hide control for zero rows:	Control is hidden if there are no invitations.
Delete image URL:	URL leading to delete image.
Accept image URL:	URL leading to accept image.

**Additional documentation text is not provided.**

## Community > My sent invitations

	Displays invitations for given user. User can remove or accept invitation.
---	--

User name:	Determines user whose invitations will be shown. If not set, current user will be used.
Resend success caption:	Caption that is displayed when invitation resend was successful.
Resend failed caption:	Caption that is displayed when invitation resend failed.
Zero rows text:	Message which will be displayed if there are no favorites.
Hide control for zero rows:	Control is hidden if there are no invitations.
Delete image URL:	URL leading to delete image.
Resend image URL:	URL leading to resend image.

**Additional documentation text is not provided.**

## Community > Group permissions

	Webpart which enables users to set permissions for appropriate roles.
---	---


### Community

Group name:	Code name of the group.
No permissions message:	Sets the message which should be displayed if current user is not group administrator.

**Additional documentation text is not provided.**



## Community > Group contribution list

	<p>Displays a list of group's contributions or only the New document button.</p>
---	--

### Content

**Path:** Path of the documents to be displayed.

### User contributions

**Path for new documents:** Path where new documents created using the New document button will be stored.  
E.g.: /news

**Allowed new document types:** List of document types (their code names) that can be created using the New document button. You can specify multiple document types separated with a semicolon (;). E.g.: cms.news;cms.article

**Alternative form name:** Name of the alternative form which will be used to change form definition and/or layout. Remove class name if more document types are allowed.

**Validation error message:** This message will be displayed after validation failed. Default error message will be used if this one is not set.

**Display list of documents:** Indicates if the list of documents should be displayed or only the New document button should be displayed.

**New document page template:** The default page template assigned to all documents created through the Contribution list web part. If you leave the value empty, the documents will inherit the parent page template by default.

**New item button label:** Text used for 'New item' button.

**List button label:** Text used for 'List' button.

### Content filter

**Document types:** Types of documents that should be displayed, separated with a semicolon (;). The \* wildcard can be used as a substitute for a random sequence of characters (e.g. CMS.Product.\* for CMSProduct.Camera;CMSProduct.CellPhone;CMSProduct.Computer... etc.).

**Combine with default culture:** Indicates if default language version of the document should be displayed if the document is not translated to the current language.

**Culture code:** Culture version of the displayed content.

**Maximum nesting level:** Maximum nesting level. It specifies the number of sub-levels in the content tree that should be included in the displayed content.

**ORDER BY expression:** ORDER BY part of the SELECT query.

**Select only published:** Indicates if only published documents should be displayed.

**Site name:** Code name of the web site from which you want to display the content. If you leave the value empty, the content is retrieved from the current web site.


WHERE condition: WHERE part of the SELECT query.

## Security

Check permissions:	Indicates if document permissions should be checked. The access is controlled also by the Check group permissions and Allow editing by users value.
Check group permissions:	Indicates if group permissions should be checked. The access is controlled also by the Check permissions and Allow editing by users value.
Allow insert:	Indicates if the New document button should be displayed.
Allow edit:	Indicates if the edit button should be displayed.
Allow delete:	Indicates if the delete button should be displayed.
Allow editing by users:	Specifies what kind of users can edit the documents using this control: - All users (any user who comes to the web site) - Authenticated users (only users with user name and password) - Document owners (only document owners can edit the content)

**Additional documentation text is not provided.**

## Community > Group edit contribution

	Enables editing of user contributions.
---	--

### Content


Path:	Path of the documents to be displayed.
Site name:	Code name of the web site from which you want to display the content. If you leave the value empty, the content is retrieved from the current web site.
Culture code:	Culture version of the displayed content.
Alternative form name:	Name of the alternative form which will be used to change form definition and/or layout.
Validation error message:	This message will be displayed after validation failed. Default error message will be used if this one is not set.
Edit button label:	Text used for 'Edit' button.
Delete button label:	Text used for 'Delete' button.
Close edit mode label:	Text used for 'Close edit mode' button.

### Security

Check permissions:	Indicates if document permissions should be checked. The access is controlled also by the Check group permissions and the Allow editing by users value.
Check group permissions:	Indicates if group permissions should be checked. The access is controlled also by the Check permissions and the Allow editing by users value.
Allow delete:	Indicates if the delete button should be displayed.
Allow editing by users:	Specifies what kind of users can edit the documents using this control: - All users (any user who comes to the web site) - Authenticated users (only users with user name and password) - Document owners (only document owners can edit the content)

**Additional documentation text is not provided.**

## Community > Group media libraries viewer

	Used for displaying group medial libraries.
---	---

### Community

Group name: Code name of the group.

### Repeater

Transformation Name: Transformation used in the list view mode.

AlternatingItem Transformation Name: Transformation used in the list view mode for even items.

Separator Transformation Name: Transformation used for the separator.

Header Transformation Name: Transformation used for the header.

Footer Transformation Name: Transformation used for the footer.

### No data behaviour

Hide if no record found: Indicates if content should be hidden when no record is found.

No record found text: Text that should be displayed if no data is found.

### Filter

ORDER BY condition: ORDER BY part of the SELECT query.

Select Top N members: Selects only top N items. If blank, all items are selected.

Site name: Code name of the web site from which you want to display the content. If you leave the value empty, the content is retrieved from the current web site.

WHERE condition: WHERE part of the SELECT query.

Selected columns: Only selected columns will be displayed.

### Pager

Page size: Number of records per page.

Paging mode:	Type of paging parameter - it can be passed either through URL (Query string) or through postback (Postback).
Querystring key:	The name of the URL parameter that will contain the current page number.
Group size:	Sets the number of pages displayed for current page range.
Display first & last automatically:	If enabled, the "go to first page" and "go to last page" buttons will be hidden when the first or last page is accessible via page number (i.e. when the number of the page is currently displayed in the pager).
Display previous & next automatically:	If enabled, the "go to previous page" and "go to next page" buttons of the pager will be displayed only where usable, i.e. they will be hidden when the first, resp. the last page is selected.
Hide pager for single page:	Sets the value that indicates whether pager should be hidden for single page.

## Pager design


Pages:	Sets transformation for page links. Use <%=# Eval("Page") %> to get current page number, <%=# Eval("PageURL") %> to get page URL or <%=# Eval("PageLink") %> to get page link.
CurrentPage:	Sets the current page transformation. Use <%=# Eval("Page") %> to get current page number, <%=# Eval("PageURL") %> to get page URL or <%=# Eval("PageLink") %> to get page link.
Page separator:	Sets transformation for separator of page links.
First page:	Sets transformation for link to the first page. Use <%=# Eval("FirstURL") %> to get link to the first page.
Last page:	Sets transformation for link to the last page. Use <%=# Eval("LastURL") %> to get link to the last page.
Previous page:	Sets transformation for link to the previous page. Use <%=# Eval("PreviousURL") %> to get link to the previous page.
Next page:	Sets transformation for link to the next page. Use <%=# Eval("NextURL") %> to get link to the next page.
Previous group:	Sets transformation for link to the previous group of pages. Use <%=# Eval("PreviousGroupURL") %> to get link to the previous group.
Next group:	Sets transformation for link to the next group of pages. Use <%=# Eval("NextGroupURL") %> to get link to the next group.
Direct page:	Sets transformation for direct page changing. Use textbox or dropdown list with ID "directPageControl" to register page change event.
Pager layout:	Sets transformation for overall pager layout.

## System settings

Cache item name:	Name of the cache item. If not explicitly specified, the name is automatically created based on the control unique ID.
Cache minutes:	The number of minutes for which the content is kept in the cache until the latest version is reloaded from the database. If you specify 0, the content is not cached. If you specify -1, the site-level settings are used.
Cache dependencies:	List of the cache keys on which the cached data depend. When the cache item changes, the cache of the web part is also deleted. Each line contains one item.

**Additional documentation text is not provided.**

## Community > Group message boards


	Administration interface for managing message boards of the specified group.
---	--

### Community

Group name:	Code name of the group.
No permission message:	Text message displayed when user accessing the message board has insufficient permissions to view it.

**Additional documentation text is not provided.**

## Community > Group media libraries


 An icon depicting a man and a woman standing together, with a camera and a photo in the foreground, representing group media libraries.	Used by group administrators to manage group media libraries.
---	---

### Community

Group name:	Code name of the group.
No permission message:	Text message displayed when user accessing the message board has insufficient permissions to view it.

**Additional documentation text is not provided.**

## Community services > YouTube video

	Enables to insert the video from specified URL location.
---	--

### Video properties

Video URL:	URL address of the video file.
Width:	Width of the displayed video area.
Height:	Height of the displayed video area.
Auto start play:	Indicates if the video should be played automatically.
Automatically activate the object:	Indicates if the object should be automatically activated. The 'Click to activate' message is not shown.

**Additional documentation text is not provided.**



## Community services > Google video

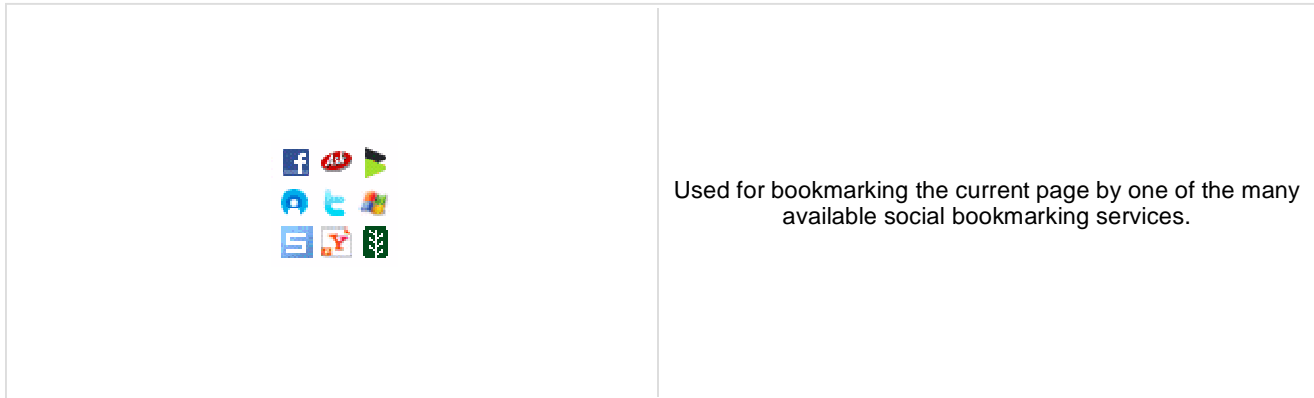
	Enables to insert the video from specified URL location.
---	--

### Video properties

Video URL:	URL address of the video file.
Width:	Width of the displayed video area.
Height:	Height of the displayed video area.
Auto start play:	Indicates if the video should be played automatically.
Automatically activate the object:	Indicates if the object should be automatically activated. The 'Click to activate' message is not shown.

**Additional documentation text is not provided.**

## Community services > Social bookmarking



### Content

Title:	Title text displayed above bookmark links.
Title CSS class:	CSS class used for title styling.
Separator:	Separator used between bookmarking service icons.
Open links in new window:	Determines if new window should be opened after clicking a bookmarking service icon.

### Bookmarking services

Ask:	Determines if Ask bookmarking link should be included.
Backflip:	Determines if Backflip bookmarking link should be included.
Blogmarks:	Determines if Blogmarks bookmarking link should be included.
Delicious:	Determines if Delicious bookmarking link should be included.
Digg:	Determines if Digg bookmarking link should be included.
Diigo:	Determines if Diigo bookmarking link should be included.
Facebook:	Determines if Facebook bookmarking link should be included.
Faves:	Determines if Faves bookmarking link should be included.
Furl:	Determines if Furl bookmarking link should be included.
Google Bookmarks:	Determines if Google Bookmarks bookmarking link should be included.
Link-a-Gogo:	Determines if Link-a-Gogo bookmarking link should be included.
Live:	Determines if Live bookmarking link should be included.
Mister Wong:	Determines if Mister Wong bookmarking link should be included.
Mixx:	Determines if Mixx bookmarking link should be included.
Multiply:	Determines if Multiply bookmarking link should be included.
MyAOL:	Determines if MyAOL bookmarking link should be included.

MySpace:	Determines if MySpace bookmarking link should be included.
Newsvine:	Determines if Newsvine bookmarking link should be included.
Reddit:	Determines if Reddit bookmarking link should be included.
Segnalo:	Determines if Segnalo bookmarking link should be included.
Simpy:	Determines if Simpy bookmarking link should be included.
Slashdot:	Determines if Slashdot bookmarking link should be included.
Spurl:	Determines if Spurl bookmarking link should be included.
StumbleUpon:	Determines if StumbleUpon bookmarking link should be included.
Technorati:	Determines if Technorati bookmarking link should be included.
Twitter:	Determines if Twitter bookmarking link should be included.
Yahoo Bookmarks:	Determines if Yahoo Bookmarks bookmarking link should be included.
Yahoo MyWeb:	Determines if Yahoo MyWeb bookmarking link should be included.

**Additional documentation text is not provided.**

## Content rating > Content rating

	Used to enable rating of document content.
---	--

### Scale settings

Rating value:	This property could be used to preset rating value. If it is not set then current document rating value is used. Rating value must be a number from the interval <0, 1>.
Rating type:	Determines which type of content rating will be used.
Max rating value:	Sets size of the content rating scale.

### Messages


Show results:	Determines if overall results should be shown.
Result message:	Message displaying overall rating results. The {0} macro shows overall rating (for one decimal rounding, you can use {0:0.#} ); {1} displays the total number of votes.
Message after rating:	Message displayed to the user after rating. Macros that can be used: {0} your rating, {1} overall rating, {2} overall number of votes.

### Permissions

Check permissions:	If true, permissions set by the Allow for public and Hide to unauthorized roles properties below will be checked. If false, rating will be allowed for every site visitor including anonymous public ones.
Allow zero value:	If true user is allowed to rate without choosing any value. In other case the rating is denied and error message is displayed.
Error message:	This error message is shown if user rates without choosing any value and null value is disabled.
Anonymous users can rate:	If true, rating is allowed for anonymous public users.
Check if user rated:	Determines if check should be performed on whether the current user already rated. In such case, further rating will not be allowed for the user.
Hide to unauthorized users:	If true, the web part will be hidden to anonymous public users.

**Additional documentation text is not provided.**

## Custom tables > Custom table repeater

	Displays a repeater with data retrieved from custom table.
---	--

### Content

Custom table: Custom table which should be used to display items.

### Content filter

ORDER BY expression: ORDER BY part of the SELECT query.

Select top N documents: Selects only top N items. If blank, all items are selected.

WHERE condition: WHERE part of the SELECT query.

Filter name: External filter name.

### Transformations

Transformation name: Transformation used in the list view mode.

Alternating transformation: Transformation used in the list view mode for even items.

Selected item transformation: Transformation used in the detail view mode.

Item separator: Item separator displayed between records.

### Selection options

Selected item querystring key name: Indicates if item should be selected based on presence of this key in querystring.

Selected item database column name: Item is selected by filter upon column specified by this column name.

Selected item validation type: Query string input determining the selected item is validated by selected type of validation.

### Paging

Enable paging: Indicates if displayed data should be paged.

Paging mode: Type of paging parameter - it can be passed either through URL (Query string) or through postback (Postback).

Navigation buttons:	Indicates if the back/next buttons should be used.
Pager position:	Position of the pager - top or bottom
Page size:	Number of records per page.
Query string key:	The name of the URL parameter that will contain the current page number.
Show first and last buttons:	Indicates if First and Last buttons should be displayed.
HTML before:	HTML code before the results summary text.
HTML after:	HTML code after the results summary text.
Results position:	Position of the results summary text.
Numbers separator:	HTML code between the page numbers.

### **System settings**

Check permissions:	Indicates if permissions should be checked for the displayed content and only the documents for which the current user has the "read" permission should be displayed.
Cache item name:	Name of the cache item. If not explicitly specified, the name is automatically created based on the control unique ID.
Cache minutes:	The number of minutes for which the content is kept in the cache until the latest version is reloaded from the database. If you specify 0, the content is not cached. If you specify -1, the site-level settings are used.
Cache dependencies:	List of the cache keys on which the cached data depend. When the cache item changes, the cache of the web part is also deleted. Each line contains one item.

### **No data behavior**

Hide if no record found:	Indicates if content should be hidden when no record is found.
No record found text:	Text that should be displayed if no data is found.

**Additional documentation text is not provided.**

## Custom tables > Custom table datagrid

	Displays a grid with data retrieved from custom table.
---	--

### Content

Custom table: Custom table which should be used.

### Content filter

ORDER BY expression: ORDER BY part of the SELECT query.

Select top N documents: Selects only top N items. If blank, all items are selected.

WHERE condition: WHERE part of the SELECT query.

Filter name: External filter name.

### Design

Displayed columns: Allows you to select and configure the displayed columns.

Show header: Indicates if header should be shown.

Show footer: Indicates if footer should be shown.

Tool tip: Tool tip displayed when the table is mouse-overed.

Skin ID: Skin ID.

Detail page path: Path of the detail page for selectable columns.

### Paging

Enable paging: Indicates if displayed data should be paged.

Page size: Number of records per page.

Pager style: You can choose between Previous/Next buttons and page numbers.

### Sorting

Enable sorting: Indicates if sorting should be used.

- Default sort field: Name of the field that will be used for sorting by default.
- Sort ascending: Indicates if the default sorting should be ascending.
- Set first page after change sorting: Indicates if after sorting change should be displayed first page or current page.

### **System settings**

- Check permissions: Indicates if permissions should be checked for the displayed content and only the documents for which the current user has the "read" permission should be displayed.
- Cache item name: Name of the cache item. If not explicitly specified, the name is automatically created based on the control unique ID.
- Cache minutes: The number of minutes for which the content is kept in the cache until the latest version is reloaded from the database. If you specify 0, the content is not cached. If you specify -1, the site-level settings are used.
- Cache dependencies: List of the cache keys on which the cached data depend. When the cache item changes, the cache of the web part is also deleted. Each line contains one item.

### **No data behavior**

- Hide if no record found: Indicates if content should be hidden when no record is found.
- No record found text: Text that should be displayed if no data is found.

**Additional documentation text is not provided.**



## Custom tables > Custom table datalist

	Displays a multicolumn/multi-line list with data retrieved from custom table.
---	---

### Content

Custom table: Custom table which should be used.

### Content filter

ORDER BY expression: ORDER BY part of the SELECT query.

Select top N documents: Selects only top N items. If blank, all items are selected.

WHERE condition: WHERE part of the SELECT query.

Filter name: External filter name.

### Transformations

Transformation: Transformation used in the list view mode.

Alternating transformation: Transformation used in the list view mode for even items.

Selected item transformation: Transformation used in the detail view mode.

### Selection options

Selected item key name: Indicates if item should be selected based on presence of this key in querystring.

Selected item database column name: Item is selected by filter upon column specified by this column name.

Selected item validation type: Query string input determining the selected item is validated by selected type of validation.

### Layout

Repeat columns: Number of columns.

Repeat direction: Direction in which the items should be displayed when more than one columns are used - either vertical or horizontal.

Repeat layout: Layout of the control - either tables or flow layout (without any predefined structure).

## Paging

Enable paging:	Indicates if displayed data should be paged.
Paging mode:	Type of paging parameter - it can be passed either through URL (Query string) or through postback (Postback).
Navigation buttons:	You can select if you want to use back/next buttons or not.
Pager position:	Position of the pager - top or bottom
Page size:	Number of records per page.
Query string key:	The name of the URL parameter that will contain the current page number.
Show first and last buttons:	Indicates if First and Last buttons should be displayed.
HTML before:	HTML content before the paging summary text.
HTML after:	HTML content after the paging summary text.
Results position:	Position of the paging summary text.
Numbers separator:	Separator sign between the page numbers.

## System settings


Check permissions:	Indicates if permissions should be checked for the displayed content and only the documents for which the current user has the "read" permission should be displayed.
Cache item name:	Name of the cache item. If not explicitly specified, the name is automatically created based on the control unique ID.
Cache minutes:	The number of minutes for which the content is kept in the cache until the latest version is reloaded from the database. If you specify 0, the content is not cached. If you specify -1, the site-level settings are used.
Cache dependencies:	List of the cache keys on which the cached data depend. When the cache item changes, the cache of the web part is also deleted. Each line contains one item.

## No data behavior

Hide if no record found:	Indicates if content should be hidden when no record is found.
No record found text:	Text that should be displayed if no data is found.

**Additional documentation text is not provided.**

## Data sources > Documents data source

	Creates data source from documents with given path and other properties such as class names, culture codes, etc.
---	--

### Content

**Path:** Path of the documents to be displayed.

### Content filter

**Class names:** Types of documents that should be displayed, separated with a semicolon (;). The \* wildcard can be used as a substitute for a random sequence of characters (e.g. CMS.Product.\* for CMSProduct.Camera;CMSProduct.CellPhone;CMSProduct.Computer... etc.).

**Combine with default culture:** Indicates if default language version of the document should be displayed if the document is not translated to the current language.

**Culture code:** Culture version of the displayed content.

**Maximum nesting level:** Maximum nesting level. It specifies the number of sub-levels in the content tree that should be included in the displayed content.

**ORDER BY Expression:** ORDER BY part of the SELECT query.

**Select only published:** Indicates if only published documents should be displayed.

**Select top N documents:** Selects only top N items. If blank, all items are selected.

**Site name:** Code name of the web site from which you want to display the content. If you leave the value empty, the content is retrieved from the current web site.

**WHERE condition:** WHERE part of the SELECT query.

**Filter out duplicates:** If the displayed data contains multiple links to the same document, you can choose to display only one of them.

**Enable selected item:** If is true datasources supports selected item.

**Filter name:** Filter name of external filter connected to this web part.

### System settings

**Check permissions:** Indicates if permissions should be checked for the displayed content and only the documents for which the current user has the "read" permission should be displayed.

**Cache item name:** Name of the cache item. If not explicitly specified, the name is automatically created based on the control unique ID.


**Cache minutes:** The number of minutes for which the content is kept in the cache until the latest version is reloaded from the database. If you specify 0, the content is not cached. If you specify -1, the site-level settings are used.

Cache dependencies:

List of the cache keys on which the cached data depend. When the cache item changes, the cache of the web part is also deleted. Each line contains one item.

**Additional documentation text is not provided.**

## Data sources > Groups data source

	Creates data source from groups which are selected depending on filter settings.
---	--

### Filter


- |                       |   |
|-----------------------|---|
| Select only approved: | Indicates if only approved items should be selected.  |
| ORDER BY condition:   | ORDER BY part of the SELECT query.  |
| Select Top N groups:  | Selects only top N items. If blank, all items are selected.   |
| Site name:            | Code name of the web site from which you want to display the content. If you leave the value empty, the content is retrieved from the current web site. |
| WHERE condition:      | WHERE part of the SELECT query.   |
| Selected columns:     | Only selected columns will be displayed.  |
| Filter:               | Filter name of external filter connected to this web part.  |

### System settings

- |                     |  |
|---------------------|--|
| Cache item name:    | Name of the cache item. If not explicitly specified, the name is automatically created based on the control unique ID.   |
| Cache minutes:      | The number of minutes for which the content is kept in the cache until the latest version is reloaded from the database. If you specify 0, the content is not cached. If you specify -1, the site-level settings are used. |
| Cache dependencies: | List of the cache keys on which the cached data depend. When the cache item changes, the cache of the web part is also deleted. Each line contains one item.   |

**Additional documentation text is not provided.**

## Data sources > Query data source

	Creates data source with appropriate query. Results can be filtered.
---	--

### Content

Query name: Name of the SQL query which should be used to display items.

### Content filter

ORDER BY Expression: ORDER BY part of the SELECT query.

Select top N documents: Selects only top N items. If blank, all items are selected.

WHERE condition: WHERE part of the SELECT query.

Filter: Filter name of external filter connected to this web part.

### System settings

Cache item name: Name of the cache item. If not explicitly specified, the name is automatically created based on the control unique ID.

Cache minutes: The number of minutes for which the content is kept in the cache until the latest version is reloaded from the database. If you specify 0, the content is not cached. If you specify -1, the site-level settings are used.

Cache dependencies: List of the cache keys on which the cached data depend. When the cache item changes, the cache of the web part is also deleted. Each line contains one item.

**Additional documentation text is not provided.**

## Data sources > Custom table data source

	<p>This data source uses custom table on given site with other filter settings to select results.</p>
---	---

### Filter

- Custom table name: Sets the source custom table name
- ORDER BY condition: ORDER BY part of the SELECT query.
- Select Top N items: Selects only top N items. If blank, all items are selected.
- WHERE condition: WHERE part of the SELECT query.
- Selected columns: Only selected columns will be displayed.
- Filter: Filter name of external filter connected to this web part.

### Selection options


- Enable selected item: If is true datasource supports selected item.
- Selected item querystring key name: Indicates if item should be selected based on presence of this key in querystring.
- Selected item database column name: Item is selected by filter upon column spicified by this column name.
- Selected item validation type: Query string input determining the selected item is validated by selected type of validation.

### System settings

- Cache item name: Name of the cache item. If not explicitly specified, the name is automatically created based on the control unique ID.
- Cache minutes: The number of minutes for which the content is kept in the cache until the latest version is reloaded from the database. If you specify 0, the content is not cached. If you specify -1, the site-level settings are used.
- Cache dependencies: List of the cache keys on which the cached data depend. When the cache item changes, the cache of the web part is also deleted. Each line contains one item.

**Additional documentation text is not provided.**

## Data sources > Group members data source

	Creates data source from group members who are matching selected group. You can filter results by e.g. site or specific WHERE condition.
---	--

### Community

Group name: Code name of the group.

### Filter

Select only approved: Indicates if only approved items should be selected.

ORDER BY condition: ORDER BY part of the SELECT query.

Select Top N members: Selects only top N items. If blank, all items are selected.

WHERE condition: WHERE part of the SELECT query.

Site name: Code name of the web site from which you want to display the content. If you leave the value empty, the content is retrieved from the current web site.

Selected columns: Only selected columns will be displayed.

Filter: Filter name of external filter connected to this web part.

### System settings

Cache item name: Name of the cache item. If not explicitly specified, the name is automatically created based on the control unique ID.


Cache minutes: The number of minutes for which the content is kept in the cache until the latest version is reloaded from the database. If you specify 0, the content is not cached. If you specify -1, the site-level settings are used.

Cache dependencies: List of the cache keys on which the cached data depend. When the cache item changes, the cache of the web part is also deleted. Each line contains one item.

**Additional documentation text is not provided.**



## Data sources > XML data source

	Creates data source from XML which is specified by URL. Result contains columns depending on given XML.
---	---

### Filter


- XML URL: URL of XML document.
- Table name: More complex XML creates dataset with more tables. Specify the name of table which will be used as datasource.
- ORDER BY expression: ORDER BY part of the SELECT query.
- Select Top N items: Selects only top N items. If blank, all items are selected.
- WHERE condition: WHERE part of the SELECT query.
- Filter name: Filter name of external filter connected to this web part.

### System settings

- Cache item name: Name of the cache item. If not explicitly specified, the name is automatically created based on the control unique ID.
- Cache minutes: The number of minutes for which the content is kept in the cache until the latest version is reloaded from the database. If you specify 0, the content is not cached. If you specify -1, the site-level settings are used.
- Cache dependencies: List of the cache keys on which the cached data depend. When the cache item changes, the cache of the web part is also deleted. Each line contains one item.

**Additional documentation text is not provided.**

## Data sources > File system data source

	<p>Creates data source from files. The list of files is generated with dependence on directory path and search pattern. Result data source contains the following columns: FileName, Extension, FilePath, FileURL, Size, Directory, Created, Modified</p>
---	---

### Content

Directory path: Sets the directory path. eg: "~/\" or "~/Files/" etc.

### Filter

Include sub dirs: Indicates whether sub directory files will be included in result dataset.

Files search pattern: Files filter (eg.: "" (empty value), "\*.\"", "\*.jpg" "\*.jpg;\*.gif").

ORDER BY expression: ORDER BY part of the SELECT query.

Select Top N files: Selects only top N items. If blank, all items are selected.

WHERE condition: WHERE part of the SELECT query.

Filter name: Filter name of external filter connected to this web part.

### System settings


Cache item name: Name of the cache item. If not explicitly specified, the name is automatically created based on the control unique ID.

Cache minutes: The number of minutes for which the content is kept in the cache until the latest version is reloaded from the database. If you specify 0, the content is not cached. If you specify -1, the site-level settings are used.

Cache dependencies: List of the cache keys on which the cached data depend. When the cache item changes, the cache of the web part is also deleted. Each line contains one item.

**Additional documentation text is not provided.**

## Data sources > Forum posts data source

	Creates data source from forum posts on given site with relevant properties.
---	--

### Filter


- |                       |   |
|-----------------------|---|
| Forum name:           | Determine for which forum the posts should be displayed.  |
| Show group posts:     | Indicates if posts from group forums should be included.  |
| Select only approved: | Indicates if only approved items should be selected.  |
| ORDER BY expression:  | ORDER BY part of the SELECT query.  |
| Select Top N posts:   | Selects only top N items. If blank, all items are selected.   |
| Site name:            | Code name of the web site from which you want to display the content. If you leave the value empty, the content is retrieved from the current web site. |
| WHERE condition:      | WHERE part of the SELECT query.   |
| Selected columns:     | Only selected columns will be displayed.  |
| Filter name:          | Filter name of external filter connected to this web part.  |

### System settings

- |                     |  |
|---------------------|--|
| Check permissions:  | Indicates if permissions should be checked for the displayed content and only the items for which the current user has appropriate permission should be displayed.   |
| Cache item name:    | Name of the cache item. If not explicitly specified, the name is automatically created based on the control unique ID.   |
| Cache minutes:      | The number of minutes for which the content is kept in the cache until the latest version is reloaded from the database. If you specify 0, the content is not cached. If you specify -1, the site-level settings are used. |
| Cache dependencies: | List of the cache keys on which the cached data depend. When the cache item changes, the cache of the web part is also deleted. Each line contains one item.   |

**Additional documentation text is not provided.**

## Data sources > Users data source

	Creates data source from users who can be filtered by e.g. site, approval status, or dependence to a group.
---	---

### Filter


- |                       |   |
|-----------------------|---|
| Select only approved: | Indicates if only approved items should be selected.  |
| Select hidden users:  | Determines if hidden users should be shown.   |
| ORDER BY condition:   | ORDER BY part of the SELECT query.  |
| Select Top N members: | Selects only top N items. If blank, all items are selected.   |
| Site name:            | Code name of the web site from which you want to display the content. If you leave the value empty, the content is retrieved from the current web site. |
| WHERE condition:      | WHERE part of the SELECT query.   |
| Selected columns:     | Only selected columns will be displayed.  |
| Filter:               | Filter name of external filter connected to this web part.  |

### System settings

- |                     |  |
|---------------------|--|
| Cache item name:    | Name of the cache item. If not explicitly specified, the name is automatically created based on the control unique ID.   |
| Cache minutes:      | The number of minutes for which the content is kept in the cache until the latest version is reloaded from the database. If you specify 0, the content is not cached. If you specify -1, the site-level settings are used. |
| Cache dependencies: | List of the cache keys on which the cached data depend. When the cache item changes, the cache of the web part is also deleted. Each line contains one item.   |

**Additional documentation text is not provided.**

## Data sources > Blog comments data source

	<p>Creates data source from blog comments. The list of comments is generated with dependence for given site and other filter settings.</p>
---	--

### Filter

Select only approved:	Indicates if only approved items should be selected.
ORDER BY expression:	ORDER BY part of the SELECT query.
Select Top N posts:	Selects only top N items. If blank, all items are selected.
Site name:	Code name of the web site from which you want to display the content. If you leave the value empty, the content is retrieved from the current web site.
WHERE condition for comments:	Where condition for blog comments.
Selected columns:	Only selected columns will be displayed.
Filter name:	Filter name of external filter connected to this web part.

### Document filter

Use document filter:	Indicates if the comments should be retrieved according to document filter settings.
Path:	Path of the documents.
Culture code:	Culture version of the documents.
Combine with default culture:	Indicates if default language version of the document should be used during filtering if the document is not translated to the current language.
Select only published:	Indicates if only published documents should be used during filtering.
Maximum nesting level:	Maximum nesting level. It specifies the number of sub-levels in the content tree that should be included in the filtered content.
WHERE condition:	WHERE part of the SELECT query.


### System settings

Cache item name:	Name of the cache item. If not explicitly specified, the name is automatically created based on the control unique ID.
Cache minutes:	The number of minutes for which the content is kept in the cache until the latest version is reloaded from the database. If you specify 0, the content is not cached. If you specify -1, the site-level settings are used.
Cache dependencies:	List of the cache keys on which the cached data depend. When the cache item changes, the cache of the web part is also deleted. Each line contains one item.

**Additional documentation text is not provided.**



## Data sources > Board messages data source

	Creates data source from board messages. Content of message list is depending on filter settings.
---	---

### Filter

Board name:	Name of the message board whose content should be provided by the data source.
Show group messages:	Indicates if messages from group boards should be included.
Select only approved:	Indicates if only approved items should be selected.
ORDER BY expression:	ORDER BY part of the SELECT query.
Select Top N messages:	Selects only top N items. If blank, all items are selected.
Site name:	Code name of the web site from which you want to display the content. If you leave the value empty, the content is retrieved from the current web site.
WHERE condition:	WHERE part of the SELECT query.
Selected columns:	Only selected columns will be displayed.
Filter name:	Filter name of external filter connected to this web part.

### Document filter

Use document filter:	Indicates if the messages should be retrieved according to document filter settings.
Path:	Path of the documents
Combine with default culture:	Indicates if default language version of the document should be displayed if the document is not translated to the current language.
Culture code:	Culture version of the displayed content.
Maximum nesting level:	Maximum nesting level. It specifies the number of sub-levels in the content tree that should be included in the displayed content.
Select only published:	Indicates if only published documents should be displayed.
WHERE condition:	WHERE part of the SELECT query.

### System settings

Cache item name:	Name of the cache item. If not explicitly specified, the name is automatically created based on the control unique ID.
Cache minutes:	The number of minutes for which the content is kept in the cache until the latest version is reloaded from the database. If you specify 0, the content is not cached. If you specify -1, the site-level settings are used.


Cache dependencies:

List of the cache keys on which the cached data depend. When the cache item changes, the cache of the web part is also deleted. Each line contains one item.

**Additional documentation text is not provided.**



## Data sources > Friends data source

	Creates data source from friends of given user. You can filter results by e.g. appropriate friend status or site name.
---	--

### Filter


- Username:** If you choose some user, the data source provides friends of the selected user. If blank, friends of the user in current SiteContext will be provided.
- Friend status:** Based on this drop-down list, the data source provides only friends who are in the Approved/Rejected/Waiting for approval status.
- ORDER BY condition:** ORDER BY part of the SELECT query.
- WHERE condition:** WHERE part of the SELECT query.
- Selected columns:** Only selected columns will be displayed.
- Filter:** Filter name of external filter connected to this web part.

### System settings

- Cache item name:** Name of the cache item. If not explicitly specified, the name is automatically created based on the control unique ID.
- Cache minutes:** The number of minutes for which the content is kept in the cache until the latest version is reloaded from the database. If you specify 0, the content is not cached. If you specify -1, the site-level settings are used.
- Cache dependencies:** List of the cache keys on which the cached data depend. When the cache item changes, the cache of the web part is also deleted. Each line contains one item.

**Additional documentation text is not provided.**

## Data sources > Products data source

	Creates data source from products. Users can filter results with appropriate filter settings.
---	---

### Filter

- ORDER BY expression: ORDER BY part of the SELECT query.
- Select Top N items: Selects only top N items. If blank, all items are selected.
- WHERE condition: WHERE part of the SELECT query.
- Selected columns: Only selected columns will be displayed.
- Filter name: Filter name of external filter connected to this web part.

### Document filter

- Use document filter: Indicates if the comments should be retrieved according to document filter settings.
- Path: Path of the documents.
- Culture code: Culture version of the documents.
- Combine with default culture: Indicates if default language version of the document should be used during filtering if the document is not translated to the current language.
- Select only published: Indicates if only published documents should be used during filtering.
- Maximum nesting level: Maximum nesting level. It specifies the number of sub-levels in the content tree that should be included in the filtered content.
- Site name: Code name of the web site from which you want to display the content. If you leave the value empty, the content is retrieved from the current web site.
- WHERE condition: WHERE part of the SELECT query.


### System settings

- Cache item name: Name of the cache item. If not explicitly specified, the name is automatically created based on the control unique ID.
- Cache minutes: The number of minutes for which the content is kept in the cache until the latest version is reloaded from the database. If you specify 0, the content is not cached. If you specify -1, the site-level settings are used.
- Cache dependencies: List of the cache keys on which the cached data depend. When the cache item changes, the cache of the web part is also deleted. Each line contains one item.

**Additional documentation text is not provided.**



## Data sources > Media files data source

	Creates data source from media files which are selected depending on filter settings.
---	---

### Filter


- Media library name:** Specifies which library should be used as a data source for media files.
- Show group files:** Indicates if files from group media libraries should be included.
- File ID querystring key:** Sets querystring parameter for file id value.
- File path:** Specifies which file path should be used in WHERE condition for selecting media files.
- File extensions:** Specifies which file extensions should be used in WHERE condition for media files selection. Enter values in semicolon-separated format (ex. .jpg;.png).
- ORDER BY expression:** ORDER BY part of the SELECT query.
- Select top N items:** Selects only top N items. If blank, all items are selected.
- Site name:** Code name of the web site from which you want to display the content. If you leave the value empty, the content is retrieved from the current web site.
- WHERE condition:** WHERE part of the SELECT query.
- Selected columns:** Only selected columns will be displayed.
- Filter:** Filter name of external filter connected to this web part.

### System settings

- Check permissions:** Indicates if permissions should be checked for the displayed content and only the items for which the current user has appropriate permission should be displayed.
- Cache item name:** Name of the cache item. If not explicitly specified, the name is automatically created based on the control unique ID.
- Cache minutes:** The number of minutes for which the content is kept in the cache until the latest version is reloaded from the database. If you specify 0, the content is not cached. If you specify -1, the site-level settings are used.
- Cache dependencies:** List of the cache keys on which the cached data depend. When the cache item changes, the cache of the web part is also deleted. Each line contains one item.

**Additional documentation text is not provided.**

## Data sources > Media libraries data source

	Creates data source from media libraries.
---	---

### Filter


- |                       |   |
|-----------------------|---|
| Show group libraries: | Indicates if group libraries should be included.  |
| ORDER BY expression:  | ORDER BY part of the SELECT query.  |
| Select top N items:   | Selects only top N items. If blank, all items are selected.   |
| Site name:            | Code name of the web site from which you want to display the content. If you leave the value empty, the content is retrieved from the current web site. |
| WHERE condition:      | WHERE part of the SELECT query.   |
| Selected columns:     | Only selected columns will be displayed.  |
| Filter:               | Filter name of external filter connected to this web part.  |

### System settings

- |                     |  |
|---------------------|--|
| Cache item name:    | Name of the cache item. If not explicitly specified, the name is automatically created based on the control unique ID.   |
| Cache minutes:      | The number of minutes for which the content is kept in the cache until the latest version is reloaded from the database. If you specify 0, the content is not cached. If you specify -1, the site-level settings are used. |
| Cache dependencies: | List of the cache keys on which the cached data depend. When the cache item changes, the cache of the web part is also deleted. Each line contains one item.   |

**Additional documentation text is not provided.**

## Data sources > Group media libraries data source

	Creates data source from group media libraries.
---	---

### Community

Group name: Code name of the group.

### Filter

ORDER BY expression: ORDER BY part of the SELECT query.

Select top N items: Selects only top N items. If blank, all items are selected.

WHERE condition: WHERE part of the SELECT query.

Selected columns: Only selected columns will be displayed.

Filter: Filter name of external filter connected to this web part.

### System settings

Cache item name: Name of the cache item. If not explicitly specified, the name is automatically created based on the control unique ID.

Cache minutes: The number of minutes for which the content is kept in the cache until the latest version is reloaded from the database. If you specify 0, the content is not cached. If you specify -1, the site-level settings are used.

Cache dependencies: List of the cache keys on which the cached data depend. When the cache item changes, the cache of the web part is also deleted. Each line contains one item.

**Additional documentation text is not provided.**

## Data sources > Attachments data source

	Creates data source from attachments with relevant properties.
---	--

### Content

Path: Path of the documents to be displayed.

### Filter

Combine with default culture: Indicates if default language version of the document should be displayed if the document is not translated to the current language.

Culture code: Culture version of the displayed content.

ORDER BY expression: ORDER BY part of the SELECT query.

Select Top N attachments: Selects only top N items. If blank, all items are selected.

WHERE condition: WHERE part of the SELECT query.

Attachment group: Allows to select field to which attachments are binded.

Filter name: Filter name of external filter connected to this web part.

### System settings

Check permissions: Indicates if permissions should be checked for the displayed content and only the documents for which the current user has the "read" permission should be displayed.


Cache item name: Name of the cache item. If not explicitly specified, the name is automatically created based on the control unique ID.

Cache minutes: The number of minutes for which the content is kept in the cache until the latest version is reloaded from the database. If you specify 0, the content is not cached. If you specify -1, the site-level settings are used.

Cache dependencies: List of the cache keys on which the cached data depend. When the cache item changes, the cache of the web part is also deleted. Each line contains one item.

**Additional documentation text is not provided.**

## Data sources > SQL data source

	Creates data source from SQL query or stored procedure with relevant properties. This web part can be used to provide data from external database.
---	--

### Connection

- Server name: Name of the database server. If both server name and connection string are empty, application connection string is used by default.
- Authentication mode: Authentication mode of the connection.(SQL server authentication or Windows authentication)
- Database name: Name of the source database.
- User name: User name to be used for SQL server authentication.
- Password: Password to be used for SQL server authentication.
- Timeout: Timeout of the connection.
- Language: Language of the connection. (English by default)

### Connection string

- Connection string: Complete connection string for database connection. If both server name and connection string are empty, application connection string is used by default.

### Query

- Query type: Type of the query. Standard SQL query or stored procedure name can be used.
- Query text: Text of the query which will provide the data.


### System settings

- Cache item name: Name of the cache item. If not explicitly specified, the name is automatically created based on the control unique ID.
- Cache minutes: The number of minutes for which the content is kept in the cache until the latest version is reloaded from the database. If you specify 0, the content is not cached. If you specify -1, the site-level settings are used.
- Cache dependencies: List of the cache keys on which the cached data depend. When the cache item changes, the cache of the web part is also deleted. Each line contains one item.

**Additional documentation text is not provided.**



## Data sources > Web service data source

	Creates data source from web service which is specified by URL. Result contains columns depending on given data.
---	--

### Filter

- Web service URL (.asmx file): URL of the web service (e.g.: <http://localhost/webservice1/Service.asmx>).
- Web service parameter: String value that is passed as a parameter to the web service.

### System settings

- Cache item name: Name of the cache item. If not explicitly specified, the name is automatically created based on the control unique ID.
- Cache minutes: The number of minutes for which the content is kept in the cache until the latest version is reloaded from the database. If you specify 0, the content is not cached. If you specify -1, the site-level settings are used.
- Cache dependencies: List of the cache keys on which the cached data depend. When the cache item changes, the cache of the web part is also deleted. Each line contains one item.

**Additional documentation text is not provided.**

## E-commerce > Shopping cart

	Allow user to add product to shopping cart.
---	---

### General

Default URL after purchase:	Default page where the user should be redirected if no URL is specified for the given payment option.
Allow forgotten password retrieval:	Indicates if the forgotten password can be retrieved in the Shopping Cart sign-in dialog.
Display step images:	Indicates if the images should be displayed during the order process
Image step separator:	The separator displayed between shopping progress images.
Enable product price detail:	Indicates if the link to the price detail page should be displayed.
Required fields mark:	HTML code for the required fields mark, e.g. asterisk (*)

### Registration form


Assign user to roles:	If you enter some role to this field, the user will be automatically assigned to it after registration.
Assign to sites:	If you enter some site here, users will be automatically assigned to the site after registration.
Notify administrator about new registrations to e-mail address:	Enter administrator's e-mail address if you want to send registration notification message.

### Conversion tracking

Registration conversion name:	Name of the registration conversion used in web analytics.
Order conversion name:	Name of the order conversion used in web analytics.

**Additional documentation text is not provided.**

## E-commerce > Shopping cart preview

	Display total price of all items in shopping cart and link to shopping cart content.
---	--

### General

Shopping cart link URL:	URL of the page with shopping cart. If not set, the default URL from the Site Manager/Manager/Settings/E-commerce/Shopping cart URL settings is used.
Shopping cart link text:	Text of the link to the shopping cart page.
Wishlist link URL:	URL of the page with wish list web part. If not set, the default URL from the Site Manager/Settings/E-commerce/Wishlist URL settings is used.
Wishlist link text:	The link text for the wish list URL.
My Account link URL:	URL of the page with My Account web part. If not set, the default URL from the Site Manager/Settings/E-commerce/My account URL settings is used.
My Account link text:	Text of the link to the My Account page.
Total price text:	Text displayed next to the total price.
Show total price row:	Indicates if total price row should be displayed.

**Additional documentation text is not provided.**

## E-commerce > Product datalist



The Product datalist web part allows you to display products based on their e-commerce product (SKU) properties instead of displaying the standard CMS documents).

### Content

- ORDER BY:** ORDER BY part of the SELECT query.
- Select top N:** The number of latest products that should be displayed in the archive. If you leave the value empty, the web part displays all products.
- WHERE condition:** WHERE part of the SELECT query.
- Filter name:** Name of the filter webpart which should be used.

### Layout

- Repeat columns:** Number of columns.
- Repeat direction:** Direction in which the items should be displayed when more than one columns are used - either vertical or horizontal.
- Repeat layout:** Layout of the control - either tables or flow layout (without any predefined structure).

### Transformations

- Transformation name:** Transformation used in the list view mode.
- Alternating transformation name:** Transformation used in the list view mode for even items.
- Selected item transformation name:** Transformation used in the detail view mode.

### Paging

- Enable paging:** Indicates if displayed data should be paged.
- Paging mode:** Type of paging parameter - it can be passed either through URL (Query string) or through postback (Postback).
- Pager position:** Position of the pager - top or bottom
- Page size:** Number of records per page.
- Query string key:** The name of the URL parameter that will contain the current page number.
- Show first and last last buttons:** Indicates if First and Last buttons should be displayed.


## No data behavior

Hide control for zero rows:	Indicates if content should be hidden when no record is found.
No record found text:	Text that should be displayed if no data is found.

### Transformations and available fields

You can use the `CMS.Root.GeneralProductPreview` and `CMS.Root.GeneralProductDetail` transformations as example of how to create transformations for this web part. You can use all fields of the **COM\_SKU** table.

## E-commerce > Wishlist


	Displays items added to wish list by the user.
---	--

### Transformations

Transformation name: Transformation used in the list view mode.

**Additional documentation text is not provided.**

## E-commerce > Similar products by sale

	<p>Displays similar products by their sales.</p>
---	--

### Content filter

Path:	Path of the documents to be displayed.
Document types:	Types of documents that should be displayed, separated with a semicolon (;). The * wildcard can be used as a substitute for a random sequence of characters (e.g. CMS.Product.* for CMSProduct.Camera;CMSProduct.CellPhone;CMSProduct.Computer... etc.).
Combine with default culture:	Indicates if default language version of the document should be displayed if the document is not translated to the current language.
Culture code:	Culture version of the displayed content.
Maximum nesting level:	Maximum nesting level. It specifies the number of sub-levels in the content tree that should be included in the displayed content.
ORDER BY expression:	ORDER BY part of the SELECT query.
Select only published:	Indicates if only published documents should be displayed.
Select top N products:	Selects only top N products. If blank, all items are selected.
Site name:	Code name of the web site from which you want to display the content. If you leave the value empty, the content is retrieved from the current web site.
WHERE condition:	WHERE part of the SELECT query.

### Transformations

Transformation name:	Transformation used in the list view mode.
Alternating transformation:	Transformation used in the list view mode for even items.

### System settings

Cache item name:	Name of the cache item. If not explicitly specified, the name is automatically created based on the control unique ID.
Cache minutes:	The number of minutes for which the content is kept in the cache until the latest version is reloaded from the database. If you specify 0, the content is not cached. If you specify -1, the site-level settings are used.
Cache dependencies:	List of the cache keys on which the cached data depend. When the cache item changes, the cache of the web part is also deleted. Each line contains one item.
Check permissions:	Indicates if permissions should be checked for the displayed content and only the documents for which the current user has the "read" permission should be displayed.


## No data behavior

Hide if no record found:	Indicates if content should be hidden when no record is found.
No record found text:	Text that should be displayed if no data is found.

You can find an example of datalist/repeater nesting in [CMSRepeater](#) chapter.



## E-commerce > Random products

	Displays random products according to the content filter.
---	---

### Content filter

Product public status:	Public status of products which should be displayed.
Product internal status:	Internal status of products which should be displayed.
Product department:	Department of products which should be displayed.
Only random N products:	Indicates how many random products should be displayed. Don't put any value, if you want display all products.
Path:	Path of the documents to be displayed.
Document types:	Indicates from which document types should be products chosen.
Combine with default culture:	Indicates if default language version of the document should be displayed if the document is not translated to the current language.
Culture code:	Culture version of the displayed content.
Maximum nesting level:	Maximum nesting level. It specifies the number of sub-levels in the content tree that should be included in the displayed content.
ORDER BY expression:	ORDER BY part of the SELECT query.
Select only published:	Indicates if only published documents should be displayed.
Site name:	Code name of the web site from which you want to display the content. If you leave the value empty, the content is retrieved from the current web site.
WHERE condition:	WHERE part of the SELECT query.

### Transformations

Transformation name:	Transformation used in the list view mode.
Alternating transformation:	Transformation used in the list view mode for even items.

### System settings

Check permissions:	Indicates if permissions should be checked for the displayed content and only the documents for which the current user has the "read" permission should be displayed.
Cache item name:	Name of the cache item. If not explicitly specified, the name is automatically created based on the control unique ID.

Cache minutes: The number of minutes for which the content is kept in the cache until the latest version is reloaded from the database. If you specify 0, the content is not cached. If you specify -1, the site-level settings are used.

Cache dependencies: List of the cache keys on which the cached data depend. When the cache item changes, the cache of the web part is also deleted. Each line contains one item.

### No data behavior

Hide if no record found: Indicates if content should be hidden when no record is found.

No record found text: Text that should be displayed if no data is found.

**Additional documentation text is not provided.**

## E-commerce > Top N products by sales

	Displays top N products by sales.
---	-----------------------------------

### Content filter

Path:	Path of the documents to be displayed.
Document types:	Types of documents that should be displayed, separated with a semicolon (;). The * wildcard can be used as a substitute for a random sequence of characters (e.g. CMS.Product.* for CMSProduct.Camera;CMSProduct.CellPhone;CMSProduct.Computer... etc.).
Combine with default culture:	Indicates if default language version of the document should be displayed if the document is not translated to the current language.
Culture code:	Culture version of the displayed content.
Maximum nesting level:	Maximum nesting level. It specifies the number of sub-levels in the content tree that should be included in the displayed content.
Order by:	ORDER BY part of the SELECT query.
Select only published:	Indicates if only published documents should be displayed.
Select top N products:	Number of displayed products.
Site name:	Code name of the web site from which you want to display the content. If you leave the value empty, the content is retrieved from the current web site.
Where condition:	WHERE part of the SELECT query.

### Transformations

Transformation name:	Transformation used in the list view mode.
Alternating transformation:	Transformation used in the list view mode for even items.

### System settings


Check permissions:	Indicates if permissions should be checked for the displayed content and only the documents for which the current user has the "read" permission should be displayed.
Cache item name:	Name of the cache item. If not explicitly specified, the name is automatically created based on the control unique ID.
Cache minutes:	The number of minutes for which the content is kept in the cache until the latest version is reloaded from the database. If you specify 0, the content is not cached. If you specify -1, the site-level settings are used.
Cache dependencies:	List of the cache keys on which the cached data depend. When the cache item changes, the cache of the web part is also deleted. Each line contains one item.

## No data behavior

Hide if no record found:	Indicates if content should be hidden when no record is found.
No record found text:	Text that should be displayed if no data is found.

**Additional documentation text is not provided.**

## E-commerce > Top N newest products

	Displays top N newest products.
---	---------------------------------

### Content filter

Path:	Path of the documents to be displayed.
Document types:	Types of documents that should be displayed, separated with a semicolon (;). The * wildcard can be used as a substitute for a random sequence of characters (e.g. CMS.Product.* for CMSProduct.Camera;CMSProduct.CellPhone;CMSProduct.Computer... etc.).
Combine with default culture:	Indicates if default language version of the document should be displayed if the document is not translated to the current language.
Culture code:	Culture version of the displayed content.
Maximum nesting level:	Maximum nesting level. It specifies the number of sub-levels in the content tree that should be included in the displayed content.
Order by:	ORDER BY part of the SELECT query.
Select only published:	Indicates if only published documents should be displayed.
Select top N products:	Number of displayed products.
Site name:	Code name of the web site from which you want to display the content. If you leave the value empty, the content is retrieved from the current web site.
Where condition:	WHERE part of the SELECT query.

### Transformations

Transformation name:	Transformation used in the list view mode.
Alternating transformation:	Transformation used in the list view mode for even items.

### System settings

Check permissions:	Indicates if permissions should be checked for the displayed content and only the documents for which the current user has the "read" permission should be displayed.
Cache item name:	Name of the cache item. If not explicitly specified, the name is automatically created based on the control unique ID.
Cache minutes:	The number of minutes for which the content is kept in the cache until the latest version is reloaded from the database. If you specify 0, the content is not cached. If you specify -1, the site-level settings are used.
Cache dependencies:	List of the cache keys on which the cached data depend. When the cache item changes, the cache of the web part is also deleted. Each line contains one item.

## No data behavior

Hide if no record found:	Indicates if content should be hidden when no record is found.
No record found text:	Text that should be displayed if no data is found.

**Additional documentation text is not provided.**

## E-commerce > Product filter



Using this you can enable other webparts (such as Product datalist) to filter the data according to the specified parameters.


### Filter options

Filter name:	Name of the filter (you will fill this name to the webpart where you want the filter to be displayed).
Show public status filter:	Indicates if the Public status filter should be displayed to the user.
Show manufacturer filter:	Indicates if the Manufacturer filter should be displayed to the user.
Show paging filter:	Indicates if the Paging filter should be displayed to the user.
Show stock filter:	Indicates if the Stock filter should be displayed to the user.
Show sorting filter:	Indicates if the Sorting filter should be displayed to the user.
Paging filter options (values separated by comma):	Options for the pager (separated by comma).
Filter by query:	Indicates whether the filter parameters should be passed to the control via query string.

### Partial caching (hidden)

**Additional documentation text is not provided.**

## Events > Event calendar

	Displays in calendar scheduled events.
---	--

### Content

- Path: Path of the documents to be displayed.
- Day field: Date field name from which is the date of event obtained.

### Content filter

- Document types: Types of documents that should be displayed, separated with a semicolon (;). The \* wildcard can be used as a substitute for a random sequence of characters (e.g. CMS.Product.\* for CMSProduct.Camera;CMSProduct.CellPhone;CMSProduct.Computer... etc.).
- Combine with default culture: Indicates if default language version of the document should be displayed if the document is not translated to the current language.
- Culture code: Culture version of the displayed content.
- Maximum nesting level: Maximum nesting level. It specifies the number of sub-levels in the content tree that should be included in the displayed content.
- ORDER BY expression: ORDER BY part of the SELECT query.
- Select only published: Indicates if only published documents should be displayed.
- Site name: Code name of the web site from which you want to display the content. If you leave the value empty, the content is retrieved from the current web site.
- WHERE condition: If the displayed data contains multiple links to the same document, you can choose to display only one of them.
- Filter name: Filter name of external filter connected to this web part.

### Design

- Skin ID: ID of the used skin for calendar.

### Transformations

- Transformation: Transformation used in the list view mode.
- No event transformation: Transformation used when no event is to display.
- Event detail transformation name: Transformation used to display event details.



## Relationships


Main document:	Document for which you want to display its related documents.
Main document is on the left side:	Indicates if the given document is on the left side of the relationship.
Relationship name:	Name of the relationship between documents.

## System settings

Check permissions:	Indicates if permissions should be checked for the displayed content and only the documents for which the current user has the "read" permission should be displayed.
Cache item name:	Name of the cache item. If not explicitly specified, the name is automatically created based on the control unique ID.
Cache minutes:	The number of minutes for which the content is kept in the cache until the latest version is reloaded from the database. If you specify 0, the content is not cached. If you specify -1, the site-level settings are used.
Cache dependencies:	List of the cache keys on which the cached data depend. When the cache item changes, the cache of the web part is also deleted. Each line contains one item.

**Additional documentation text is not provided.**

## Forums > Forum search box


	Displays a forum search box.
---	------------------------------

### Settings

Redirect to URL:	URL of the page where search results will be displayed. If empty, the current page is used.
Advanced search path:	Sets the path to the document where is advance forum search placed
Context search:	Indicates whether forum search should be performed in current forum context (Group/Forum/Thread).

**Additional documentation text is not provided.**

## Forums > Forum search results



### Settings


Forum layout:	Sets forum layout.
Groups:	Forum groups to be searched.
No results text:	Text that will be displayed if no search results are found.

### Extended properties

Enable picture:	Indicates if the web part should show the user image.
Avatar max side size:	Maximum size of avatar image in pixels.
Display badge info:	Indicates whether badge info should be displayed
Redirect to user profile:	Indicates whether username should be link to user profile if profile path is defined in site settings

The search expression is passed to the web part through the SearchForum URL parameter - e.g.: `.../forums.aspx?SearchForum=help`. The forums are automatically hidden on the given page in case this parameter is passed in the URL.

## Forums > Forum unsubscription


	<p>This webpart proceed forum unsubscription instead of standard unsubscription page.</p>
---	---

### Unsubscription strings

- Unsubscription text:                      Sets the text which is displayed after successful unsubscription.
- Unsuccessful unsubscription text:      Sets the text which is displayed after unsuccessful unsubscription.

**Additional documentation text is not provided.**

## Forums > Forum group

	Displays forums in the given forum group.
---	---

### Group settings

- |               |                              |
|---------------|------------------------------|
| Forum layout: | Sets forum layout.           |
| Group name:   | Forum group to be displayed. |

### Post options

- |                                     |   |
|-------------------------------------|---|
| Enable favorites:                   | Sets the value which determines whether the user can add the posts to his favorites.                  |
| Enable signature:                   | Indicates whether user signature should be displayed if is defined.                                   |
| Display attachment image:           | Determines whether to display image previews in the list of attachments.                              |
| Attachment image maximal side size: | Determines the maximal side size of the image inserted to the post.                                   |
| Redirect to user profile:           | Indicates whether username should be link to user profile if profile path is defined in site settings |
| Thread view mode:                   | Sets the view mode of the posts.  |
| Maximum nesting level:              | Maximum number of displayed levels in the forum post tree hierarchy.                                  |

### Post extended options

- |                           |  |
|---------------------------|--|
| Enable avatars:           | Indicates if the web part should show the user image.  |
| Avatar max side size:     | Maximum size of avatar image in pixels.  |
| Display badge info:       | Indicates whether badge info should be displayed   |
| Allow private messaging:  | Indicates whether should be displayed link to send message to post author.   |
| Allow friendship request: | Indicates whether should be displayed link to friendship request to post author.   |
| Enable subscription:      | Allows forum visitors to subscribe for receiving automatic notifications when a new post is added to the forum or thread.                  |
| On-Site management:       | Indicates if on-site management of the forum group is enabled. If disabled, management can be performed only via administration interface. |

### Behaviour

Hide forum to unauthorized users:	Indicates whether the forums for which the user has no permissions are visible for him in the list of forums in forum group.
Redirect unauthorized users:	Determines whether to redirect unauthorized users to logon page or wheter to display only the info message.
Logon page URL:	Determines the URL of the logon page where the unauthorized users are redirected if "Use redirect for unauthorized users" property is set to True.
Access denied page URL:	URL where the user is redirected when trying to access forum for which the user is unauthorized.

### Abuse report

Who can report abuse:	Sets the security access to abuse report.
Authorized roles:	Sets the roles which can report abuse. This property has no effect if current access for abuse report is not authorized roles.

### Paging

Enable thread paging:	Indicates whether paging on threads page is enabled. This option is depend on forum layout. If layout does not support paging this option has no effect.
Thread paging page size:	Sets page size on threads page is enabled. This option is depend on forum layout. If layout does not support paging this option has no effect.
Enable posts paging:	Indicates whether paging on thread page is enabled. This option is depend on forum layout. If layout does not support paging this option has no effect.
Posts page size:	Sets page size on thread page is enabled. This option is depend on forum layout. If layout does not support paging this option has no effect.

### Friendly URLs


Use friendly URLs:	Indicates whether forum should generate friendly URLs.
Friendly Base URL:	Sets current document URL without extension. If Base URL isn't set current document URL is used.
URL Extension:	Sets friendly URL extension. For extension less URLs leave it blank.

### Tree forum properties

Display mode:	Determines the tree display mode of forum posts.
Expand tree:	Indicates if thread tree should be expanded by default.

**Additional documentation text is not provided.**

## Forums > Forum favorites

	Displays favorite forum items of current user.
---	--

### Content

- Site name: Specifies favorites of that site.
- Forum URL: URL of a forum. Favorites from this forum will be displayed by the web part.
- Allow editing: Indicates whether editing actions should be allowed
- Delete image URL: URL to delete image.

### No data behaviour


- Hide if no record found: Control is hidden if there are no favorites.
- No record found text: Message which will be displayed if there are no favorites.

### System settings

- Cache item name: Name of the cache item. If not explicitly specified, the name is automatically created based on the control unique ID.
- Cache minutes: The number of minutes for which the content is kept in the cache until the latest version is reloaded from the database. If you specify 0, the content is not cached. If you specify -1, the site-level settings are used.
- Cache dependencies: List of the cache keys on which the cached data depend. When the cache item changes, the cache of the web part is also deleted. Each line contains one item.

**Additional documentation text is not provided.**

## Forums > Forum search - advanced dialog

	Displays a extended forum search box.
---	---------------------------------------


### Settings

Redirect to URL:	URL of the page where search results will be displayed. If empty, the current page is used.
Hide forum for unauthorized:	Indicates whether the forums for which the user has no permissions are visible for him in the list of forums.
Enable forum selection:	Sets the value that indicates whether use can select forums in which should be search performed
Hide search dialog for results:	Indicates whether the web part should be hidden when display search result on the same page where the dialog resides.

**Additional documentation text is not provided.**



## Forums > Forum (Single forum - General)

	Displays threads in the given forum.
---	--------------------------------------

### Group settings

- Forum layout: Indicates forum layout.
- Forum name: Forum group to be displayed.

### Post options

- Enable favorites: Gets or sets the value which determines whether the user can add the posts to his favorites.
- Enable signature: Indicates whether user signature should be displayed if is defined.
- Display attachment image: Determines whether to display image previews in the list of attachments.
- Attachment image maximal side size: Determines the maximal side size of the image inserted to the post.
- Redirect to user profile: Indicates whether username should be link to user profile if profile path is defined in site settings
- Thread view mode: Sets the view mode of the posts.
- Maximum nesting level: Maximum number of displayed levels in the forum post tree hierarchy.

### Post extended options

- Enable avatars: Indicates if the web part should show the user image.
- Avatar max side size: Maximum size of avatar image in pixels.
- Display badge info: Indicates whether badge info should be displayed
- Allow private messaging: Indicates whether should be displayed link to send message to post author.
- Allow friendship request: Indicates whether should be displayed link to friendship request to post author.
- Enable subscription: Allows forum visitors to subscribe for receiving automatic notifications when a new post is added to the forum or thread.
- On-Site management: Indicates if the forum editing on the live site is allowed.

### Behaviour

Redirect unauthorized users:	Determines whether to redirect unauthorized users to logon page or wheter to display only the info message.
Logon page URL:	Determines the URL of the logon page where the unauthorized users are redirected if "Use redirect for unauthorized users" property is set to True.
Access denied page URL:	URL where the user is redirected when trying to access forum for which the user is unauthorized.

### Abuse report

Who can report abuse:	Sets the security access to abuse report.
Authorized roles:	Sets the roles which can report abuse. This property has no effect if current access for abuse report is not authorized roles.

### Paging

Enable thread paging:	Indicates whether paging on threads page is enabled. This option is depend on forum layout. If layout does not support paging this option has no effect.
Thread paging page size:	Sets page size on threads page is enabled. This option is depend on forum layout. If layout does not support paging this option has no effect.
Enable posts paging:	Indicates whether paging on thread page is enabled. This option is depend on forum layout. If layout does not support paging this option has no effect.
Posts page size:	Sets page size on thread page is enabled. This option is depend on forum layout. If layout does not support paging this option has no effect.

### Friendly URLs


Use friendly URLs:	Indicates whether forum should generate friendly URLs.
Friendly Base URL:	Sets current document URL without extension. If Base URL isn't set current document URL is used.
URL Extension:	Sets friendly URL extension. For extension less URLs leave it blank.

### Tree forum properties

Display mode:	Determines the tree display mode of forum posts.
Expand tree:	Indicates if thread tree should be expanded by default.

**Additional documentation text is not provided.**

## Forums > Forum posts viewer

	Displays forum posts in selected groups.
---	--

### Properties

Forum groups: Sets the forum groups. Latest posts are selected from these groups.

### Repeater

Transformation name: Sets the transformation name

AlternatingItem Transformation Name: Transformation used in the list view mode for even items.

Separator Transformation Name: Transformation used for the separator.

Header Transformation Name: Transformation used for the header.

Footer Transformation Name: Transformation used for the footer.

### Filter

Order By: Sets order by condition

Select only approved: Indicates if only approved items should be selected.

Top N: Sets the top n pots

Site name: Code name of the web site from which you want to display the content. If you leave the value empty, the content is retrieved from the current web site.

Where condition: Sets where condition

Selected columns: Only selected columns will be displayed.

Filter name: Filter name of external filter connected to this web part.

### No data behaviour

Hide if no record found: Indicates if content should be hidden when no record is found.

No record found text: Text that should be displayed if no data is found.

### Pager

Hide pager for single page:	Sets the value that indicates whether pager should be hidden for single page.
Page size:	Number of records per page.
Group size:	Sets the number of pages displayed for current page range.
Paging mode:	Type of paging parameter - it can be passed either through URL (Query string) or through postback (Postback).
Querystring key:	The name of the URL parameter that will contain the current page number.
Display first & last automatically:	If enabled, the "go to first page" and "go to last page" buttons will be hidden when the first or last page is accessible via page number (i.e. when the number of the page is currently displayed in the pager).
Display previous & next automatically:	If enabled, the "go to previous page" and "go to next page" buttons of the pager will be displayed only where usable, i.e. they will be hidden when the first, resp. the last page is selected.

## Pager design


Pages:	Sets transformation for page links. Use <%=# Eval("Page") %> to get current page number, <%=# Eval("PageURL") %> to get page URL or <%=# Eval("PageLink") %> to get page link.
Current page:	Sets the current page transformation. Use <%=# Eval("Page") %> to get current page number, <%=# Eval("PageURL") %> to get page URL or <%=# Eval("PageLink") %> to get page link.
Page separator:	Sets transformation for separator of page links.
First page:	Sets transformation for link to the first page. Use <%=# Eval("FirstURL") %> to get link to the first page.
Last page:	Sets transformation for link to the last page. Use <%=# Eval("LastURL") %> to get link to the last page.
Previous page:	Sets transformation for link to the previous page. Use <%=# Eval("PreviousURL") %> to get link to the previous page.
Next page:	Sets transformation for link to the next page. Use <%=# Eval("NextURL") %> to get link to the next page.
Previous group:	Sets transformation for link to the previous group of pages. Use <%=# Eval("PreviousGroupURL") %> to get link to the previous group.
Next group:	Sets transformation for link to the next group of pages. Use <%=# Eval("NextGroupURL") %> to get link to the next group.
Direct page:	Sets transformation for direct page changing. Use textbox or dropdown list with ID "directPageControl" to register page change event.
Pager layout:	Sets transformation for overall pager layout.

## System settings

Cache item name:	Name of the cache item. If not explicitly specified, the name is automatically created based on the control unique ID.
Cache minutes:	The number of minutes for which the content is kept in the cache until the latest version is reloaded from the database. If you specify 0, the content is not cached. If you specify -1, the site-level settings are used.
Cache dependencies:	List of the cache keys on which the cached data depend. When the cache item changes, the cache of the web part is also deleted. Each line contains one item.

**Additional documentation text is not provided.**

## Forums > Forum - Most active threads

	Displays TOP N most active threads of specified forum groups.
---	---

### Properties

- |                      |   |
|----------------------|---|
| Forum groups:        | Sets the forum groups. Threads are selected from these groups.  |
| Transformation name: | Transformation used in the list view mode.  |
| Top N:               | Number of displayed threads.  |
| Site name:           | Code name of the web site from which you want to display the content. If you leave the value empty, the content is retrieved from the current web site. |
| Where condition:     | WHERE part of the SELECT query.   |

### No data behaviour


- |                          |  |
|--------------------------|--|
| Hide if no record found: | Indicates if content should be hidden when no record is found. |
| No record found text:    | Text that should be displayed if no data is found.             |

### System settings

- |                     |  |
|---------------------|--|
| Cache item name:    | Name of the cache item. If not explicitly specified, the name is automatically created based on the control unique ID.   |
| Cache minutes:      | The number of minutes for which the content is kept in the cache until the latest version is reloaded from the database. If you specify 0, the content is not cached. If you specify -1, the site-level settings are used. |
| Cache dependencies: | List of the cache keys on which the cached data depend. When the cache item changes, the cache of the web part is also deleted. Each line contains one item.   |

**Additional documentation text is not provided.**

## Forums > Forum - Recently active threads

	Displays TOP N latest posts of specified forum groups.
---	--

### Properties

- |                      |   |
|----------------------|---|
| Forum groups:        | Sets the forum groups. Threads are selected from these groups.  |
| Transformation name: | Transformation used in the list view mode.  |
| Top N:               | Number of displayed threads.  |
| Site name:           | Code name of the web site from which you want to display the content. If you leave the value empty, the content is retrieved from the current web site. |
| Where condition:     | WHERE part of the SELECT query.   |

### No data behaviour


- |                          |  |
|--------------------------|--|
| Hide if no record found: | Indicates if content should be hidden when no record is found. |
| No record found text:    | Text that should be displayed if no data is found.             |

### System settings

- |                     |  |
|---------------------|--|
| Cache item name:    | Name of the cache item. If not explicitly specified, the name is automatically created based on the control unique ID.   |
| Cache minutes:      | The number of minutes for which the content is kept in the cache until the latest version is reloaded from the database. If you specify 0, the content is not cached. If you specify -1, the site-level settings are used. |
| Cache dependencies: | List of the cache keys on which the cached data depend. When the cache item changes, the cache of the web part is also deleted. Each line contains one item.   |

**Additional documentation text is not provided.**

## Forums > Forum - Top contributors

	Displays TOP N most active contributors.
---	--

### Properties

- Transformation name: Transformation used in the list view mode.
- Top N: Number of displayed threads.
- Where condition: WHERE part of the SELECT query.

### No data behaviour


- Hide if no record found: Indicates if content should be hidden when no record is found.
- No record found text: Text that should be displayed if no data is found.

### System settings

- Cache item name: Name of the cache item. If not explicitly specified, the name is automatically created based on the control unique ID.
- Cache minutes: The number of minutes for which the content is kept in the cache until the latest version is reloaded from the database. If you specify 0, the content is not cached. If you specify -1, the site-level settings are used.
- Cache dependencies: List of the cache keys on which the cached data depend. When the cache item changes, the cache of the web part is also deleted. Each line contains one item.

**Additional documentation text is not provided.**

## Forums > Forum breadcrumbs

	Displays forum breadcrumbs with dependence on current forum. This web part is helpful if forum layout doesn't display breadcrumbs by default.
---	---

- Breadcrumbs separator:** Sets the breadcrumbs separator
- Breadcrumbs prefix:** Sets the prefix which should be used before breadcrumbs items.
- Use link for current item:** Indicates whether current breadcrumbs item should be generated as link.
- Hide breadcrumbs on forum group page:** Indicates whether breadcrumbs should be hidden on forum group page. Breadcrumbs prefix is displayed always independently of this option.
- Display forum group:** Indicates whether forum group item should be displayed in breadcrumbs
- Display forum:** Indicates whether forum item should be displayed in breadcrumbs
- Display forum thread:** Indicates whether forum thread item should be displayed in breadcrumbs


### Friendly URLs

- Use friendly URL:** Indicates whether forum breadcrumbs should generate friendly URLs.
- Friendly Base URL:** Sets current document URL without extension. If Base URL isn't set current document URL is used.
- URL extension:** Sets friendly URL extension. For extension less URLs leave it blank.

**Additional documentation text is not provided.**



## Forums > Forum (Single forum - Tree layout)

	<p>Displays a specified forum in a tree view mode. This webpart is obsolete. Use Forum (Single forum - General) instead and select tree layout. In this webpart is layout selection disabled.</p>
---	---

### Group settings

- Forum layout: Indicates forum layout.
- Forum name: Forum group to be displayed.

### Post options

- Enable favorites: Gets or sets the value which determines whether the user can add the posts to his favorites.
- Enable signature: Indicates whether user signature should be displayed if is defined.
- Display attachment image: Determines whether to display image previews in the list of attachments.
- Attachment image maximal side size: Determines the maximal side size of the image inserted to the post.
- Redirect to user profile: Indicates whether username should be link to user profile if profile path is defined in site settings
- Thread view mode: Sets the view mode of the posts.
- Maximum nesting level: Maximum number of displayed levels in the forum post tree hierarchy.

### Post extended options

- Enable avatars: Indicates if the web part should show the user image.
- Avatar max side size: Maximum size of avatar image in pixels.
- Display badge info: Indicates whether badge info should be displayed
- Allow private messaging: Indicates whether should be displayed link to send message to post author.
- Allow friendship request: Indicates whether should be displayed link to friendship request to post author.
- Enable subscription: Allows forum visitors to subscribe for receiving automatic notifications when a new post is added to the forum or thread.
- On-Site management: Indicates if the forum editing on the live site is allowed.

### Behaviour

Redirect unauthorized users:	Determines whether to redirect unauthorized users to logon page or wheter to display only the info message.
Logon page URL:	Determines the URL of the logon page where the unauthorized users are redirected if "Use redirect for unauthorized users" property is set to True.
Access denied page URL:	URL where the user is redirected when trying to access forum for which the user is unauthorized.

### Abuse report

Who can report abuse:	Sets the security access to abuse report.
Authorized roles:	Sets the roles which can report abuse. This property has no effect if current access for abuse report is not authorized roles.

### Paging

Enable thread paging:	Indicates whether paging on threads page is enabled. This option is depend on forum layout. If layout does not support paging this option has no effect.
Thread paging page size:	Sets page size on threads page is enabled. This option is depend on forum layout. If layout does not support paging this option has no effect.
Enable posts paging:	Indicates whether paging on thread page is enabled. This option is depend on forum layout. If layout does not support paging this option has no effect.
Posts page size:	Sets page size on thread page is enabled. This option is depend on forum layout. If layout does not support paging this option has no effect.

### Friendly URLs


Use friendly URLs:	Indicates whether forum should generate friendly URLs.
Friendly Base URL:	Sets current document URL without extension. If Base URL isn't set current document URL is used.
URL Extension:	Sets friendly URL extension. For extension less URLs leave it blank.

### Tree forum properties

Display mode:	Determines the tree display mode of forum posts.
Expand tree:	Indicates if thread tree should be expanded by default.

**Additional documentation text is not provided.**

## Forums > Forum (Single forum - Flat layout)

	Displays a specified forum in the threaded view mode. This webpart is obsolete. Use Forum (Single forum - General) instead and select flat layout. In this webpart is layout selection disabled.
---	--

### Group settings

- Forum layout: Indicates forum layout.
- Forum name: Forum group to be displayed.

### Post options

- Enable favorites: Gets or sets the value which determines whether the user can add the posts to his favorites.
- Enable signature: Indicates whether user signature should be displayed if is defined.
- Display attachment image: Determines whether to display image previews in the list of attachments.
- Attachment image maximal side size: Determines the maximal side size of the image inserted to the post.
- Redirect to user profile: Indicates whether username should be link to user profile if profile path is defined in site settings
- Thread view mode: Sets the view mode of the posts.
- Maximum nesting level: Maximum number of displayed levels in the forum post tree hierarchy.

### Post extended options

- Enable avatars: Indicates if the web part should show the user image.
- Avatar max side size: Maximum size of avatar image in pixels.
- Display badge info: Indicates whether badge info should be displayed
- Allow private messaging: Indicates whether should be displayed link to send message to post author.
- Allow friendship request: Indicates whether should be displayed link to friendship request to post author.
- Enable subscription: Allows forum visitors to subscribe for receiving automatic notifications when a new post is added to the forum or thread.
- On-Site management: Indicates if the forum editing on the live site is allowed.

### Behaviour

Redirect unauthorized users:	Determines whether to redirect unauthorized users to logon page or wheter to display only the info message.
Logon page URL:	Determines the URL of the logon page where the unauthorized users are redirected if "Use redirect for unauthorized users" property is set to True.
Access denied page URL:	URL where the user is redirected when trying to access forum for which the user is unauthorized.

### Abuse report

Who can report abuse:	Sets the security access to abuse report.
Authorized roles:	Sets the roles which can report abuse. This property has no effect if current access for abuse report is not authorized roles.

### Paging

Enable thread paging:	Indicates whether paging on threads page is enabled. This option is depend on forum layout. If layout does not support paging this option has no effect.
Thread paging page size:	Sets page size on threads page is enabled. This option is depend on forum layout. If layout does not support paging this option has no effect.
Enable posts paging:	Indicates whether paging on thread page is enabled. This option is depend on forum layout. If layout does not support paging this option has no effect.
Posts page size:	Sets page size on thread page is enabled. This option is depend on forum layout. If layout does not support paging this option has no effect.

### Friendly URLs


Use friendly URLs:	Indicates whether forum should generate friendly URLs.
Friendly Base URL:	Sets current document URL without extension. If Base URL isn't set current document URL is used.
URL Extension:	Sets friendly URL extension. For extension less URLs leave it blank.

### Tree forum properties

Display mode:	Determines the tree display mode of forum posts.
Expand tree:	Indicates if thread tree should be expanded by default.

**Additional documentation text is not provided.**

## Friends > Friendship management


	Allows to manage friendship through given GUID.
---	---

### Friendship approval properties

Already approved text:	Text displayed when friendship is already approved.
Approved text:	Text displayed when friendship was successfully approved.
Rejected text:	Text displayed when friendship is being rejected.
Already rejected text:	Text displayed when friendship is already rejected.
My friends link text:	Text for My friends link.
My friends page path:	Path to the My friends page.
Send notification message:	Indicates whether to send notification message.
Send notification e-mail:	Indicates whether to send notification e-mail.


**Additional documentation text is not provided.**

## Friends > Friends list

	Shows list of friends.
---	------------------------


**Additional documentation text is not provided.**

## Friends > Rejected friends

	<p>Shows list of rejected friends.</p>
---	--

**Additional documentation text is not provided.**


## Friends > Friends waiting for approval

	Shows list of friends waiting for approval.
---	---

**Additional documentation text is not provided.**




## Friends > My pending requests

	Shows list of requested friends (waiting/rejected).
---	---

**Additional documentation text is not provided.**

## Friends > Friends viewer

	Displays friends using selected transformation.
---	---

### Repeater

- Transformation name: Transformation used in the list view mode.
- AlternatingItem transformation name: Transformation used in the list view mode for even items.
- Separator transformation name: Transformation used for the separator.
- Header transformation name: Transformation used for the header.
- Footer transformation name: Transformation used for the footer.

### No data behaviour

- Hide if no record found: Indicates if content should be hidden when no record is found.
- No record found text: Text that should be displayed if no data is found.

### Filter

- User: Determines user whose friends will be shown.
- Friend status: Determines which users are being shown depending on the friendship status.
- ORDER BY condition: ORDER BY part of the SELECT query.
- WHERE condition: WHERE part of the SELECT query.
- Selected columns: Only selected columns will be displayed.

### Pager

- Page size: Number of records per page.
- Paging mode: Type of paging parameter - it can be passed either through URL (Query string) or through postback (Postback).
- Querystring key: The name of the URL parameter that will contain the current page number.
- Group size: Sets the number of pages displayed for current page range.

- Display first & last automatically: If enabled, the "go to first page" and "go to last page" buttons will be hidden when the first or last page is accessible via page number (i.e. when the number of the page is currently displayed in the pager).
- Display previous & next automatically: If enabled, the "go to previous page" and "go to next page" buttons of the pager will be displayed only where usable, i.e. they will be hidden when the first, resp. the last page is selected.
- Hide pager for single page: Sets the value that indicates whether pager should be hidden for single page.

### **Pager design**


- Pages transformation: Sets transformation for page links. Use <%=# Eval("Page") %> to get current page number, <%=# Eval("PageURL") %> to get page URL or <%=# Eval("PageLink") %> to get page link.
- Current page transformation: Sets the current page transformation. Use <%=# Eval("Page") %> to get current page number, <%=# Eval("PageURL") %> to get page URL or <%=# Eval("PageLink") %> to get page link.
- Page separator transformation: Sets transformation for separator of page links.
- First page transformation: Sets transformation for link to the first page. Use <%=# Eval("FirstURL") %> to get link to the first page.
- Last page transformation: Sets transformation for link to the last page. Use <%=# Eval("LastURL") %> to get link to the last page.
- Previous page transformation: Sets transformation for link to the previous page. Use <%=# Eval("PreviousURL") %> to get link to the previous page.
- Next page transformation: Sets transformation for link to the next page. Use <%=# Eval("NextURL") %> to get link to the next page.
- Previous group transformation: Sets transformation for link to the previous group of pages. Use <%=# Eval("PreviousGroupURL") %> to get link to the previous group.
- Next group transformation: Sets transformation for link to the next group of pages. Use <%=# Eval("NextGroupURL") %> to get link to the next group.
- Direct page: Sets transformation for direct page changing. Use textbox or dropdown list with ID "directPageControl" to register page change event.
- Pager layout transformation: Sets transformation for overall pager layout.

### **System settings**

- Cache item name: Name of the cache item. If not explicitly specified, the name is automatically created based on the control unique ID.
- Cache minutes: The number of minutes for which the content is kept in the cache until the latest version is reloaded from the database. If you specify 0, the content is not cached. If you specify -1, the site-level settings are used.
- Cache dependencies: List of the cache keys on which the cached data depend. When the cache item changes, the cache of the web part is also deleted. Each line contains one item.

**Additional documentation text is not provided.**

## Friends > My friends



### Design


Tabs css class: CSS class used for the tabs.

### My friends properties

- Username: If you choose some user, the web part displays friends of the selected user. If blank, friends of the user in current SiteContext will be displayed.
- Display friends list: Indicates if the My friends tab should be displayed.
- Display friendships to approval: Indicates if the Friends waiting for my approval tab should be displayed.
- Display requested friendships: Indicates if the My pending requests tab should be displayed.
- Display rejected friendships: Indicates if the Rejected friends tab should be displayed.

**Additional documentation text is not provided.**

## Friends > Request friendship

	Allows request friends.
---	-------------------------


### Request friendship properties

Link text:

Caption of the link.

**Additional documentation text is not provided.**

## Full-text search > SQL Search dialog




### Search dialog settings

Search button text:	Text displayed on the search button.
Search label text:	Text displayed on the search for label.
Search mode label text:	Text displayed for the search mode label.
Search scope label text:	Text displayed for the search scope label.
Search mode:	Default search mode - all words/any word/exact phrase.
Search scope:	Default search scope - current section specified in the Path property or the whole web site.
Show search mode:	Indicates if search mode selector should be displayed.
Show search scope:	Indicates if search scope selector should be displayed.
Skin ID:	Skin ID.

### Partial caching (hidden)

**CSS classes and design:** the design depends only on the specified transformation and on the CSS classes used by the `.CMSSearchDialog`, `CMSSearchResults` controls.

## Full-text search > SQL Search results

	Displays search results.
---	--------------------------

### Searched content filter

Path:	Path of the documents to be displayed.
Search mode:	Search mode - all words/any word/exact phrase.
Search dialog ID:	You can use this property to define the ID of the search dialog that will provide the search parameters.
No results text:	Text that should be displayed if no data is found.
Document types:	Types of documents which will be searched.
Combine with default culture:	Indicates if default language version of the document should be displayed if the document is not translated to the current language.
Culture code:	Culture version of the displayed content.
Order by:	ORDER BY part of the SELECT query.
Select only published:	Indicates if only published documents should be displayed.
Site name:	Code name of the web site from which you want to display the content. If you leave the value empty, the content is retrieved from the current web site.
Where condition:	WHERE part of the SELECT query.
Filter name:	Filter name of external filter connected to this web part.

### Transformations

Search results transformation:	Transformation used in the list view mode.
--------------------------------	--

### Paging

Enable paging:	Indicates if displayed data should be paged.
Paging mode:	Type of paging parameter - it can be passed either through URL (Query string) or through postback (Postback).
Navigation buttons:	Indicates if the back and next buttons should be displayed.
Pager position:	Position of the pager - top or bottom
Page size:	Number of records per page.

Query string key:	The name of the URL parameter that will contain the current page number.
Show first and last buttons:	Indicates if First and Last buttons should be displayed.
HTML before:	HTML content before the results summary.
HTML after:	HTML content after the results summary.
Results position:	Position of the results summary text.
Numbers separator:	Separator sign for the page numbers.

### **System settings**

Check permissions:	Indicates if permissions should be checked for the displayed content and only the documents for which the current user has the "read" permission should be displayed.
--------------------	---

### **Partial caching (hidden)**

**CSS classes and design:** the design depends only on the specified transformation and on the CSS classes used by the `.CMSSearchDialog`, `CMSSearchResults` controls.



## Full-text search > SQL Search dialog with results



### Searched content

Path:	Path of the documents to be displayed.
Document types:	Types of documents which will be searched.
Combine with default culture:	Indicates if default language version of the document should be displayed if the document is not translated to the current language.
Culture code:	Culture version of the displayed content.
Order by:	ORDER BY part of the SELECT query.
Select only published:	Indicates if only published documents should be displayed.
Site name:	Code name of the web site from which you want to display the content. If you leave the value empty, the content is retrieved from the current web site.
Where condition:	WHERE part of the SELECT query.

### Transformations

Search results transformation:	Transformation used in the list view mode.
--------------------------------	--

### Search dialog settings

Search button text:	Text displayed on the search button.
Search label text:	Text displayed on the search for label.
Search mode label text:	Text displayed for the search mode label.
Search scope label text:	Text displayed for the search scope label.
Search mode:	Default search mode - all words/any word/exact phrase.
Search scope:	Default search scope - current section specified in the Path property or the whole web site.
Show search mode:	Indicates if search mode selector should be displayed.
Show search scope:	Indicates if search scope selector should be displayed.
Skin ID:	Skin ID.

No results text: Text that should be displayed if no data is found.

## Paging

Enable paging: Indicates if displayed data should be paged.

Paging mode: Type of paging parameter - it can be passed either through URL (Query string) or through postback (Postback).

Navigation buttons: You can choose to show back/next buttons.

Pager position: Position of the pager - top or bottom

Page size: Number of records per page.

Query string key: The name of the URL parameter that will contain the current page number.

Show first and last buttons: Indicates if First and Last buttons should be displayed.

HTML before: HTML content before the search results summary.

HTML after: HTML content after the search results summary.

Results position: Position of the search results summary text.

Numbers separator: Separator sign between the page numbers.


## System settings

Check permissions: Indicates if permissions should be checked for the displayed content and only the documents for which the current user has the "read" permission should be displayed.

## Partial caching (hidden)

**CSS classes and design:** the design depends only on the specified transformation and on the CSS classes used by the `.CMSSearchDialog`, `CMSSearchResults` controls.

## Full-text search > SQL Search box

	Displays a simple search box that redirects the user to the search page with search results.
---	--

### Search box settings


Search button text:	Text displayed on the search button.
Search button CSS class:	CSS class name of the button.
Search label text:	Text displayed on the search label.
Search label CSS class:	CSS class name of the label.
Search textbox CSS class:	CSS class name of the textbox.
Search results page URL:	URL of the page the displays the search results. This page must contain either Search results or Search dialog with results web parts.
Show search label:	Indicates if the label before the search field should be displayed.
Search mode:	Default search mode - all words/any word/exact phrase.
Skin ID:	Skin ID.

### Button settings

Show image button:	Indicates if the search button should be displayed as an image.
Button image url:	URL of the image used for the button.

**Additional documentation text is not provided.**

## Full-text search > Smart search dialog

	Displays a search dialog.
---	---------------------------


### Search dialog settings

Search button text:	Text displayed on the search button.
Search label text:	Text displayed on the search for label.
Search mode label text:	Text displayed for the search mode label.
Search mode:	Sets default search mode - all words/any word/exact phrase.
Show search mode:	Indicates if search mode selector should be displayed.
Result webpart ID:	Id of the webpart which shows results. The results webpart must be on the same page. This property must be filled only if you want to use smart search filter.

### Partial caching (hidden)

**Additional documentation text is not provided.**

## Full-text search > Smart search box

	Displays a simple search box that redirects the user to the search page with search results.
---	--

### Search box settings


Search button text:	Text displayed on the search button.
Search button CSS class:	CSS class name of the button.
Search label text:	Text displayed on the search label.
Search label CSS class:	CSS class name of the label.
Search textbox CSS class:	CSS class name of the textbox.
Search results page URL:	URL of the page the displays the search results. This page must contain either Search results or Search dialog with results web parts.
Show search label:	Indicates if the label before the search field should be displayed.
Search mode:	Sets default search mode - all words/any word/exact phrase.

### Button settings

Show image button:	Indicates if the search button should be displayed as an image.
Button image url:	URL of the image used for the button.

**Additional documentation text is not provided.**

## Full-text search > Smart search results

	<p>Displays search results.</p>
---	---------------------------------

### Search settings

Indexes:	It makes possible to choose one or more indexes for searching.
Path:	It makes possible to set path in which is searched.
Document types:	It makes possible to restrict content searching only for some document types. If it's not filled system searches in all document types.
Combine with default culture:	Indicates whether results in specified language are combined with results in default culture.
Culture code:	Culture code of results. If it's blank then in current culture is searched. You can also use <code>##ALL##</code> macro for searching in all cultures.
Check permissions:	Indicates whether search filters documents which user can't access (user doesn't have permissions to see their content).
Search options:	Indicates level of condition which can user fill. None: User can specify only keywords, everything in text box is escaped. Basic: User can input special chars (such as +,-,...) but cannot filter by document field name (field:value). Full: User can input complete query.
Search condition:	Sets search conditions which is joined with search condition from text box. You can use special chars (e.g. + -) and field conditions (e.g. +nodeid:255).
Search results order:	Defines sorting of the search results. You can specify one or more document fields (separated by commas). Search result will be sorted by them. You can input the <code>##SCORE##</code> macro which means that results will be sorted by score. Default direction of sorting is ascending. You can change direction to descending by DESC keyword (e.g. articleid DESC). If you encounter the "field <fieldname> does not appear to be indexed" error when using multiple indexes, try specifying the type of the field in the following syntax: (date)createdwhen
No results text:	If no results are matched this text is shown.

### Transformations

Transformation name:	Transformation name in which should be result displayed.
----------------------	--

### Attachment search settings

Search in attachments:	If it's true system also searches in document's attachments. SQL search indexing must be enabled and set correctly.
WHERE condition:	Where condition for searching in document's attachments.
ORDER BY expression:	Order by expression for searching in documents's attachments.

### Pager settings

Page size:	Number of records per page.
Paging mode:	Type of paging parameter - it can be passed either through URL (Query string) or through postback (Postback).
Querystring key:	The name of the URL parameter that will contain the current page number.
Group size:	Sets the number of pages displayed for current page range.
Max. pages:	Sets the max. pages which should be used. Even the pager contains more pages.
Display first & last automatically:	If enabled, the "go to first page" and "go to last page" buttons will be hidden when the first or last page is accessible via page number (i.e. when the number of the page is currently displayed in the pager).
Display previous & next automatically:	If enabled, the "go to previous page" and "go to next page" buttons of the pager will be displayed only where usable, i.e. they will be hidden when the first, resp. the last page is selected.
Hide pager for single page:	Sets the value that indicates whether pager should be hidden for single page.

### **Pager design**

Pages:	Sets transformation for page links. Use <## Eval("Page") %> to get current page number, <## Eval("PageURL") %> to get page URL or <## Eval("PageLink") %> to get page link.
Current page:	Sets the current page transformation. Use <## Eval("Page") %> to get current page number, <## Eval("PageURL") %> to get page URL or <## Eval("PageLink") %> to get page link.
Page separator:	Sets transformation for separator of page links.
First page:	Sets transformation for link to the first page. Use <## Eval("FirstURL") %> to get link to the first page.
Last page:	Sets transformation for link to the last page. Use <## Eval("LastURL") %> to get link to the last page.
Previous page:	Sets transformation for link to the previous page. Use <## Eval("PreviousURL") %> to get link to the previous page.
Next page:	Sets transformation for link to the next page. Use <## Eval("NextURL") %> to get link to the next page.
Previous group:	Sets transformation for link to the previous group of pages. Use <## Eval("PreviousGroupURL") %> to get link to the previous group.
Next group:	Sets transformation for link to the next group of pages. Use <## Eval("NextGroupURL") %> to get link to the next group.
Pager layout:	Sets transformation for overall pager layout.

**Additional documentation text is not provided.**

## Full-text search > Smart search dialog with results



### Search dialog settings

Search button text:	Text displayed on the search button.
Search label text:	Text displayed on the search for label.
Search mode label text:	Text displayed for the search mode label.
Search mode:	Sets default search mode - all words/any word/exact phrase.
Show search mode:	Indicates if search mode selector should be displayed.

### Partial caching (hidden)

### Search settings

Indexes:	It makes possible to choose one or more indexes for searching.
Path:	It makes possible to set path in which is searched.
Document types:	It makes possible to restrict content searching only for some document types. If it's not filled system searches in all document types.
Combine with default culture:	Indicates whether results in specified language are combined with results in default culture.
Culture code:	Culture code of results. If it's blank then in current culture is searched. You can also use <b>##ALL##</b> macro for searching in all cultures.
Check permissions:	Indicates whether search filters documents which user can't access (user doesn't have permissions to see their content).
Search options:	Indicates level of condition which can user fill. None: User can specify only keywords, everything in text box is escaped. Basic: User can input special chars (such as +,-,...) but cannot filter by document field name (field:value). Full: User can input complete query.
Search condition:	Sets search conditions which is joined with search condition from text box. You can use special chars (e.g. + -) and field conditions (e.g. +nodeid:255). Defines sorting of the search results. You can specify one or more document fields (separated by commas). Search result will be sorted by them. You can input the <b>##SCORE##</b> macro which means that results will be sorted by score. Default direction of sorting is ascending. You can change direction to descending by DESC keyword (e.g. articleid DESC). If you encounter the "field <fieldname> does not appear to be indexed" error when using multiple indexes, try specifying the type of the field in the following syntax: (date)createdwhen
Search sort:	
No results text:	If no results are matched this text is shown.



## Transformations

Transformation name: Transformation name in which should be result displayed.

## Attachment search settings

Search in attachments: If it's true system also searches in document's attachments. SQL search indexing must be enabled and set correctly.

WHERE condition: Where condition for searching in document's attachments.

ORDER BY expression: Order by expression for searching in documents's attachments.

## Pager settings

Page size: Number of records per page.

Paging mode: Type of paging parameter - it can be passed either through URL (Query string) or through postback (Postback).

Querystring key: The name of the URL parameter that will contain the current page number.

Group size: Sets the number of pages displayed for current page range.

Max. pages: Sets the max. pages which should be used. Even the pager contains more pages.

Display first & last automatically: If enabled, the "go to first page" and "go to last page" buttons will be hidden when the first or last page is accessible via page number (i.e. when the number of the page is currently displayed in the pager).

Display previous & next automatically: If enabled, the "go to previous page" and "go to next page" buttons of the pager will be displayed only where usable, i.e. they will be hidden when the first, resp. the last page is selected.

Hide pager for single page: Sets the value that indicates whether pager should be hidden for single page.

## Pager design

Pages: Sets transformation for page links. Use <%=# Eval("Page") %> to get current page number, <%=# Eval("PageURL") %> to get page URL or <%=# Eval("PageLink") %> to get page link.

Current page: Sets the current page transformation. Use <%=# Eval("Page") %> to get current page number, <%=# Eval("PageURL") %> to get page URL or <%=# Eval("PageLink") %> to get page link.

Page separator: Sets transformation for separator of page links.

First page: Sets transformation for link to the first page. Use <%=# Eval("FirstURL") %> to get link to the first page.

Last page: Sets transformation for link to the last page. Use <%=# Eval("LastURL") %> to get link to the last page.

Previous page: Sets transformation for link to the previous page. Use <%=# Eval("PreviousURL") %> to get link to the previous page.

Next page: Sets transformation for link to the next page. Use <%=# Eval("NextURL") %> to get link to the next page.

Previous group: Sets transformation for link to the previous group of pages. Use <%=# Eval("PreviousGroupURL") %> to get link to the previous group.

Next group: Sets transformation for link to the next group of pages. Use <%=# Eval("NextGroupURL") %> to get link to the next group.

Pager layout: Sets transformation for overall pager layout.

**Additional documentation text is not provided.**

## Full-text search > Smart search filter


	Simple filter for smart search. Filter options can be filled manually or by SQL query.
---	--

### Filter settings

Search webpart ID:	Id of dialog or dialog with results webpart. Webpart must be on the same page. This property must be filled only if you want to use smart search filter.
Filter mode:	Mode of filter - Checkboxes, radio buttons or dropdown list.
Filter layout:	Horizontal or vertical layout.
Filter auto postback:	Whether autopostback is enabled.
Values:	Using this property, you can specify the possible filter options that can be selected using the filter. You enter one option per line in format: <index field name>;<value of the field>;<displayed text> Examples: ;;All +classname;cms.cellphone;Cell phones +_created:[00010101000000 TO 20100512134600];Past week ##SCORE##;;Score documentcreatedwhen;;Creation date
Query name:	Name of a query which can be used instead of the Values property to dynamically create the filter options. The query must return three columns, which will be used in the following order: <index field name>,<value of the field>,<displayed text> Sample query to load all document types as the filter options: SELECT TOP 1000 '+classname', ClassName, ClassDisplayName FROM CMS_Class WHERE ClassIsDocumentType = 1
Query WHERE condition:	WHERE condition for your query. If you want to use it you must insert ##WHERE## macro to your query. This macro will be replaced by content of this field.
Query ORDER BY clause:	ORDER BY expression for filter query. If you want to use it you must insert ##ORDERBY## macro to your query. This macro will be replaced by content of this field.
Filter clause:	Sets filter clause. Possible choices are: None - no clause is added. Must - adds to resulting filter condition(all selected conditions separated by space) query MUST mark(+) - all conditions must be fullfiled. Must not - adds to resulting filter query MUST NOT mark(-) - same behavior like MUST mark but this mark inverts meaning of conditions.
Default selected index:	Index of preselected index in filter. If you leave this field empty none field will be selected by default. If you use checkbox filter mode you can select multiple choices by separating them by semicolon.
Filter is conditional:	If is true, filter generates search where condition. If is false, filter generates search sort condition.

---

## Full-text search > Search accelerator (for IE8)

	Displays a button to add the search accelerator to the Internet Explorer 8
---	--

### Accelerator settings

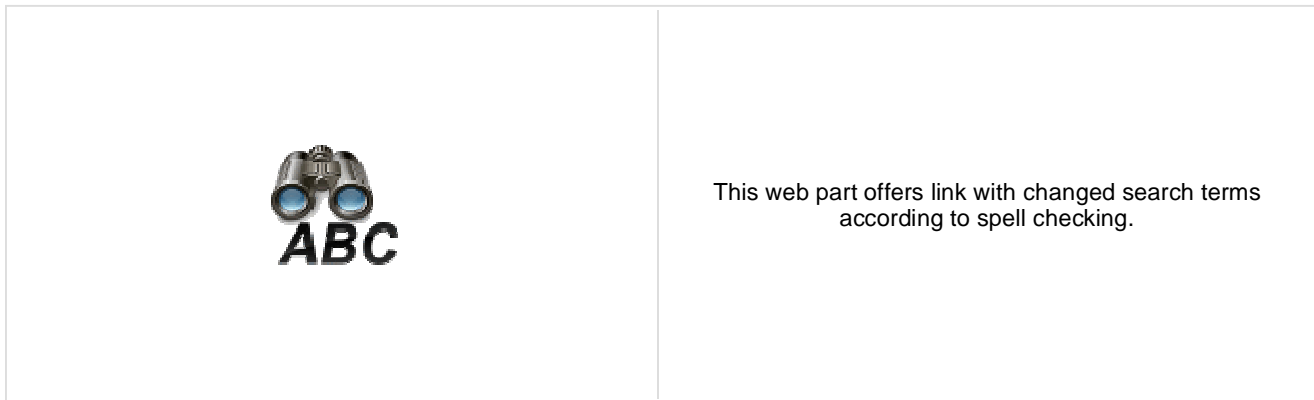
Accelerator button text:	Text of the button
Accelerator name:	Name of the accelerator for the Internet Explorer menu
Accelerator description:	Description of the accelerator for the Internet Explorer menu

### Search settings

Search results page URL:	URL of the page the displays the search results. This page must contain either Search results or Search dialog with results web parts.
Search mode:	Sets default search mode - all words/any word/exact phrase.

**Additional documentation text is not provided.**


## Full-text search > Did you mean



Language:	Language code of the language which is used for detecting typing mistakes and suggesting new words. If code isn't specified, culture code of current document is used.
Text:	Text before suggested words.
Start tag:	Text to be placed before changed words in the search expression. Default is <code>&lt;strong&gt;</code> .
End tag:	Text to be placed after changed words in the search expression. Default is <code>&lt;/strong&gt;</code> .

**Additional documentation text is not provided.**

## General > User control

	It allows you to insert your own user control (ASCX) on the page.
---	---

### User control

User control virtual path:                      Virtual path to the user control. For example: ~/mycontrols/control1.ascx

**Additional documentation text is not provided.**

## General > Page placeholder



The Page placeholder web part allows you to specify the part of the page where the content of sub-pages should be displayed. There can be only a single page placeholder web part on every page template.

### Behavior

- Default page template:** Default Page Template that should be used for displaying the content in the Page placeholder. The default template must be edited through some other document, it does not support the design mode through this placeholder.
- Use template on all subpages:** If checked, the default template is used also on all child pages of the document where the placeholder is defined, regardless of their page template settings. If unchecked, the default template is used only when the document with this placeholder is the current document or the child .
- Document to display:** If set, the page placeholder displays specific document with its template, with no visual inheritance or child documents of this document involved to current page structure.

### System settings

- Check permissions:** Indicates if permissions should be checked for the displayed content and only the documents for which the current user has the "read" permission should be displayed.
- Cache minutes:** The number of minutes for which the content is kept in the cache until the latest version is reloaded from the database. If you specify 0, the content is not cached. If you specify -1, the site-level settings are used.

**Additional documentation text is not provided.**

## General > Language selection




The Language selection web part allows you to select content language if you're using multilingual support.

### Layout

- |                       |  |
|-----------------------|--|
| Display layout:       | Vertical or horizontal layout of the list of available languages.                    |
| Hide current culture: | Sets the value that indicates whether the link for current culture should be hidden. |

**Additional documentation text is not provided.**

## General > Java script

	Allow user to add javascript on the page
---	--

### JavaScript

- In-line script: In-line script rendered into the page.
- Linked file: URL of the linked script file.

**Additional documentation text is not provided.**





## General > Language selection with flags




The Language selection with flags web part allows you to select content language if you're using multilingual support. Flags are displayed together with the languages' names.

### Layout

Display layout:	Vertical or horizontal layout of the list of available languages.
Show culture names:	Indicates if the names of cultures should be showed
Separator:	Defines separator between the cultures names
Hide current culture:	Sets the value that indicates whether the link for current culture should be hidden.

**Additional documentation text is not provided.**

## General > Date & time

	<p>Displays current date and time.</p>
---	--


Use server time: Indicates if the server time is used

Date and time format: Example: dd.mm.yy HH:MM:ss

Mask	Description
d	Day of the month as digits; no leading zero for single-digit days.
dd	Day of the month as digits; leading zero for single-digit days.
ddd	Day of the week as a three-letter abbreviation.
dddd	Day of the week as its full name.
m	Month as digits; no leading zero for single-digit months.
mm	Month as digits; leading zero for single-digit months.
mmm	Month as a three-letter abbreviation.
mmm	Month as its full name.
yy	Year as last two digits; leading zero for years less than 10.
yyyy	Year represented by four digits.
h	Hours; no leading zero for single-digit hours (12-hour clock).
hh	Hours; leading zero for single-digit hours (12-hour clock).
H	Hours; no leading zero for single-digit hours (24-hour clock).
HH	Hours; leading zero for single-digit hours (24-hour clock).
M	Minutes; no leading zero for single-digit minutes. Uppercase M unlike CF <code>timeFormat</code> 's m to avoid conflict with months.
MM	Minutes; leading zero for single-digit minutes. Uppercase MM unlike CF <code>timeFormat</code> 's mm to avoid conflict with months.
s	Seconds; no leading zero for single-digit seconds.
ss	Seconds; leading zero for single-digit seconds.
t	Lowercase, single-character time marker string: <i>a</i> or <i>p</i> . No equivalent in CF.
tt	Lowercase, two-character time marker string: <i>am</i> or <i>pm</i> . No equivalent in CF.
T	Uppercase, single-character time marker string: <i>A</i> or <i>P</i> . Uppercase T unlike CF's t to allow for user-specified casing.
TT	Uppercase, two-character time marker string: <i>AM</i> or <i>PM</i> . Uppercase TT unlike CF's tt to allow for user-specified casing.
Z	US timezone abbreviation, e.g. <i>EST</i> or <i>MDT</i> . With non-US timezones or in the Opera browser, the GMT/UTC offset is returned, e.g. <i>GMT-0500</i> No equivalent in CF.
o	GMT/UTC timezone offset, e.g. <i>-0500</i> or <i>+0230</i> . No equivalent in CF.
'...' or "..."	Literal character sequence. Surrounding quotes are removed. CF only supports single quotes for literal spans.



## General > Filter


	<p>Web part used when you create your custom filter. This web part should then be placed on a page and connected to the physical .ascx file with your filter.</p>
---	---

### Filter properties

- Filter name: Name of the filter that is used in the Filter name property of the target web part.
- Filter control path: Physical path in the file system to the .ascx control with your custom filter.

**Additional documentation text is not provided.**

## General > Mobile device redirection


	<p>This web part redirects visitors using mobile devices to a specified URL.</p>
---	--

### Redirection settings

Redirection URL:  URL to which the mobile device should be redirected.

**Additional documentation text is not provided.**

## General > Random redirection


	<p>This web part redirects to a page randomly chosen from the list of URLs specified in the Redirection URLs web part property.</p>
---	---

### Redirection settings

Redirection URLs:  List of URLs to which an user should be redirected.

**Additional documentation text is not provided.**

## General > CSS stylesheet

	Allows linking the custom CSS stylesheet file to the HEAD tag of the page
---	---

### Content

CSS stylesheet file path:

Path to the stylesheet file


Media:

Media type on which stylesheet should be applicable.

**Additional documentation text is not provided.**



## General > Powered by Kentico


	Displays Powered by Kentico logo.
---	-----------------------------------

### Content

Text:	Text to be displayed.
Encode text:	Indicates whether the text will be HTML encoded.
Resolve dynamic controls:	Enables or disables resolving of inline controls. E.g. bizforms, polls, ... .

**Additional documentation text is not provided.**

## Google services > Google analytics


	Includes tracking code for Google analytics service.
---	--

### Google Analytics Settings

- Tracking code: This code is obtained from the Google Analytics service at [www.google.com/analytics](http://www.google.com/analytics).
- Tracking type: Type of the tracking depending on the domain model.

**Additional documentation text is not provided.**

# Listings and viewers > Repeater

	<p>The Repeater web part renders specified documents using given ASCX transformation.</p>
---	---

## Content

- Path:** Path of the documents to be displayed.
- Data source name:** ID of data source web part that provides data displayed by this web part. Only Documents data source can be used here.

## Content filter

- Document types:** Types of documents that should be displayed, separated with a semicolon (;). The \* wildcard can be used as a substitute for a random sequence of characters (e.g. CMS.Product.\* for CMSProduct.Camera;CMSProduct.CellPhone;CMSProduct.Computer... etc.).
- Combine with default culture:** Indicates if default language version of the document should be displayed if the document is not translated to the current language.
- Culture code:** Culture version of the displayed content.
- Maximum nesting level:** Maximum nesting level. It specifies the number of sub-levels in the content tree that should be included in the displayed content.
- ORDER BY expression:** ORDER BY part of the SELECT query.
- Select only published:** Indicates if only published documents should be displayed.
- Select top N documents:** Selects only top N items. If blank, all items are selected.
- Site name:** Code name of the web site from which you want to display the content. If you leave the value empty, the content is retrieved from the current web site.
- WHERE condition:** WHERE part of the SELECT query.
- Columns:** Only selected columns will be displayed.
- Filter out duplicate documents:** If the displayed data contains multiple links to the same document, you can choose to display only one of them.
- Filter name:** Filter name of external filter connected to this web part.

## Transformations

- Transformation:** Transformation used in the list view mode.
- Alternating transformation:** Transformation used in the list view mode for even items.
- Selected item transformation:** Transformation used in the detail view mode.

Item separator:	Item separator displayed between records.
Nested controls ID:	Sets the nested controls IDs. Use ';' as a separator; Example: myRepeaterID;myDataListID;myRepeaterID2. This property replaces the previously used NestedRepeaterID and NestedDataListID properties. If you are still using these properties, no changes to functionality will occur, but it is advisable to rewrite your code to use the new property instead. If you need to dynamically set properties of a nested control, you have to set its DelayedLoading property to 'True'. Please note that this setting can cause problems with ViewState.

## Paging

Enable paging:	Indicates if displayed data should be paged.
Paging mode:	Type of paging parameter - it can be passed either through URL (Query string) or through postback (Postback).
Navigation buttons:	Indicates if back/next buttons should be displayed.
Pager position:	Position of the pager - top or bottom
Page size:	Number of records per page.
Query string key:	The name of the URL parameter that will contain the current page number.
Show first and last buttons:	Indicates if First and Last buttons should be displayed.
HTML before:	HTML code before the results summary text.
HTML after:	HTML code after the results summary text.
Results position:	Position of the results summary text.
Numbers separator:	HTML code between the page numbers.

## Relationships

Main document:	Document for which you want to display its related documents.
Main document is on the left side:	Indicates if the given document is on the left side of the relationship.
Relationship name:	Name of the relationship between documents.

## System settings

Check permissions:	Indicates if permissions should be checked for the displayed content and only the documents for which the current user has the "read" permission should be displayed.
Cache item name:	Name of the cache item. If not explicitly specified, the name is automatically created based on the control unique ID.
Cache minutes:	The number of minutes for which the content is kept in the cache until the latest version is reloaded from the database. If you specify 0, the content is not cached. If you specify -1, the site-level settings are used.
Cache dependencies:	List of the cache keys on which the cached data depend. When the cache item changes, the cache of the web part is also deleted. Each line contains one item.

## No data behavior

Hide if no record found:	Indicates if content should be hidden when no record is found.
No record found text:	Text that should be displayed if no data is found.

## Editing buttons


Show New button:	Indicates if the button for adding new items should be displayed in the editing mode when viewing the page.
New button text:	New button description text.
Show Edit and Delete buttons:	Indicates if edit and delete buttons should be automatically shown for each item in the editing mode.

## HTML Envelope

Web part container:	Container displayed around the web part. The containers can be defined in Site Manager -> Development -> Web part containers.
Web part container title:	Title displayed in the web part container (if it supports displaying of title).
Content before:	Text to be displayed before the web part.
Content after:	Text to be displayed after the web part.

**Please note:** you can find an example of datalist/repeater nesting in [CMSRepeater](#) chapter.

## Listings and viewers > Datalist

	<p>Displays a multicolumn/multirow list of given documents or selected document using specified ASCX transformation.</p>
---	--

### Content

**Path:** Path of the documents to be displayed.

### Content filter

**Document types:** Types of documents that should be displayed, separated with a semicolon (;). The \* wildcard can be used as a substitute for a random sequence of characters (e.g. CMS.Product.\* for CMSProduct.Camera;CMSProduct.CellPhone;CMSProduct.Computer... etc.).

**Combine with default culture:** Indicates if default language version of the document should be displayed if the document is not translated to the current language.

**Culture code:** Culture version of the displayed content.

**Maximum nesting level:** Maximum nesting level. It specifies the number of sub-levels in the content tree that should be included in the displayed content.

**ORDER BY expression:** ORDER BY part of the SELECT query.

**Select only published:** Indicates if only published documents should be displayed.

**Select top N documents:** Selects only top N items. If blank, all items are selected.

**Site name:** Code name of the web site from which you want to display the content. If you leave the value empty, the content is retrieved from the current web site.

**WHERE condition:** WHERE part of the SELECT query.

**Columns:** Only selected columns will be displayed.

**Filter out duplicate documents:** If the displayed data contains multiple links to the same document, you can choose to display only one of them.

**Filter name:** Filter name of external filter connected to this web part.

### Transformations

**Transformation:** Transformation used in the list view mode.

**Alternating transformation:** Transformation used in the list view mode for even items.

**Selected item transformation:** Transformation used in the detail view mode.

**Nested controls IDs:** Sets the nested controls IDs. Use ';' as a separator; Example: myRepeaterID;myDatalistID;myRepeaterID2. This property replaces the previously used NestedRepeaterID and NestedDataListID properties. If you are still using

these properties, no changes to functionality will occur, but it is advisable to rewrite your code to use the new property instead. If you need to dynamically set properties of a nested control, you have to set its `DelayedLoading` property to 'True'. Please note that this setting can cause problems with `ViewState`.

## Layout

Repeat columns:	Number of columns displayed on the live site.
Repeat direction:	Direction in which the items should be displayed when more than one columns are used - either vertical or horizontal.
Repeat layout:	Layout of the control - either tables or flow layout (without any predefined structure).

## Paging

Enable paging:	Indicates if displayed data should be paged.
Paging mode:	Type of paging parameter - it can be passed either through URL (Query string) or through postback (Postback).
Navigation buttons:	Indicates is the back/next buttons should be displayed.
Pager position:	Position of the pager - top or bottom
Page size:	Number of records per page.
Query string key:	The name of the URL parameter that will contain the current page number.
Show first and last buttons:	Indicates if First and Last buttons should be displayed.
HTML before:	HTML content before the pager.
HTML after:	HTML content after the pager.
Results position:	Position of the results summary text.
Numbers separator:	Separator sign between the page numbers.

## Relationships

Main document:	Document for which you want to display its related documents.
Main document is on the left side:	Indicates if the given document is on the left side of the relationship.
Relationship name:	Name of the relationship between documents.

## System settings

Check permissions:	Indicates if permissions should be checked for the displayed content and only the documents for which the current user has the "read" permission should be displayed.
Cache item name:	Name of the cache item. If not explicitly specified, the name is automatically created based on the control unique ID.
Cache minutes:	The number of minutes for which the content is kept in the cache until the latest version is reloaded from the database. If you specify 0, the content is not cached. If you specify -1, the site-level settings are used.
Cache dependencies:	List of the cache keys on which the cached data depend. When the cache item changes, the cache of the web part is also deleted. Each line contains one item.

## No data behavior

Hide if no record found: Indicates if content should be hidden when no record is found.  
No record found text: Text that should be displayed if no data is found.


### **Editing buttons**

Show New button: Indicates if the button for adding new items should be displayed in the editing mode when viewing the page.  
New button text: New button description text.  
Show edit and delete buttons: Indicates if edit and delete buttons should be automatically shown for each item in the editing mode.

You can find an example of datalist/repeater nesting in [CMSRepeater](#) chapter.



## Listings and viewers > XSLT viewer

	Displays given document or list of documents using XSLT transformation.
---	---

### Content

Path: Path of the documents to be displayed.

### Content filter

Document types: Types of documents that should be displayed, separated with a semicolon (;). The \* wildcard can be used as a substitute for a random sequence of characters (e.g. CMS.Product.\* for CMSProduct.Camera;CMSProduct.CellPhone;CMSProduct.Computer... etc.).

Combine with default culture: Indicates if default language version of the document should be displayed if the document is not translated to the current language.

Culture code: Culture version of the displayed content.

Maximum nesting level: Maximum nesting level. It specifies the number of sub-levels in the content tree that should be included in the displayed content.

ORDER BY expression: ORDER BY part of the SELECT query.

Select only published: Indicates if only published documents should be displayed.

Select top N documents: Selects only top N items. If blank, all items are selected.

Site name: Code name of the web site from which you want to display the content. If you leave the value empty, the content is retrieved from the current web site.

WHERE condition: WHERE part of the SELECT query.

Columns: Only selected columns will be displayed.

### Transformations

Transformation name: Transformation used in the list view mode.

Selected item transformation name: Transformation used in the detail view mode.

### Relationships

Main document: Document for which you want to display its related documents.

Main document is on the left side: Indicates if the given document is on the left side of the relationship.

Relationship name: Name of the relationship between documents.

### **System settings**

Check permissions: Indicates if permissions should be checked for the displayed content and only the documents for which the current user has the "read" permission should be displayed.

Cache item name: Name of the cache item. If not explicitly specified, the name is automatically created based on the control unique ID.

Cache minutes: The number of minutes for which the content is kept in the cache until the latest version is reloaded from the database. If you specify 0, the content is not cached. If you specify -1, the site-level settings are used.

Cache dependencies: List of the cache keys on which the cached data depend. When the cache item changes, the cache of the web part is also deleted. Each line contains one item.


### **No data behavior**

Hide if no record found: Indicates if content should be hidden when no record is found.

No record found text: Text that should be displayed if no data is found.

**Additional documentation text is not provided.**

## Listings and viewers > Repeater with custom query

	Displays a repeater with data retrieved using a custom query.
---	---

### Content

Query name: Name of the SQL query which should be used to display items.

### Content filter

ORDER BY expression: ORDER BY part of the SELECT query.

Select top N documents: Selects only top N items. If blank, all items are selected.

WHERE condition: WHERE part of the SELECT query.

Selected columns: Only selected columns will be displayed.

Filter name: Filter name of external filter connected to this web part.

### Transformations

Transformation name: Transformation used in the list view mode.

Alternating transformation: Transformation used in the list view mode for even items.

Item separator: Item separator displayed between records.

### Paging

Enable paging: Indicates if displayed data should be paged.

Paging mode: Type of paging parameter - it can be passed either through URL (Query string) or through postback (Postback).

Navigation buttons: Indicates if the back/next buttons should be used.

Pager position: Position of the pager - top or bottom

Page size: Number of records per page.

Query string key: The name of the URL parameter that will contain the current page number.

Show first and last buttons: Indicates if First and Last buttons should be displayed.

HTML before:	HTML code before the results summary text.
HTML after:	HTML code after the results summary text.
Results position:	Position of the results summary text.
Numbers separator:	HTML code between the page numbers.

### **System settings**

Cache item name:	Name of the cache item. If not explicitly specified, the name is automatically created based on the control unique ID.
Cache minutes:	The number of minutes for which the content is kept in the cache until the latest version is reloaded from the database. If you specify 0, the content is not cached. If you specify -1, the site-level settings are used.
Cache dependencies:	List of the cache keys on which the cached data depend. When the cache item changes, the cache of the web part is also deleted. Each line contains one item.

### **No data behavior**


Hide if no record found:	Indicates if content should be hidden when no record is found.
No record found text:	Text that should be displayed if no data is found.

### **Editing buttons**

Show edit and delete buttons:	Indicates if edit and delete buttons should be automatically shown for each item in the editing mode.
-------------------------------	---

**Additional documentation text is not provided.**

## Listings and viewers > Datalist with custom query



Displays a multicolumn/multi-line list with data retrieved using custom query.

### Content

Query name: Name of the SQL query which should be used.

### Content filter

ORDER BY expression: ORDER BY part of the SELECT query.

Select top N documents: Selects only top N items. If blank, all items are selected.

WHERE condition: WHERE part of the SELECT query.

Selected columns: Only selected columns will be displayed.

Filter name: Filter name of external filter connected to this web part.

### Transformations

Transformation: Transformation used in the list view mode.

Alternating transformation: Transformation used in the list view mode for even items.

### Layout

Repeat columns: Number of columns.

Repeat direction: Direction in which the items should be displayed when more than one columns are used - either vertical or horizontal.

Repeat layout: Layout of the control - either tables or flow layout (without any predefined structure).

### Paging

Enable paging: Indicates if displayed data should be paged.

Paging mode: Type of paging parameter - it can be passed either through URL (Query string) or through postback (Postback).

Navigation buttons: You can select if you want to use back/next buttons or not.

Pager position: Position of the pager - top or bottom

Page size:	Number of records per page.
Query string key:	The name of the URL parameter that will contain the current page number.
Show first and last buttons:	Indicates if First and Last buttons should be displayed.
HTML before:	HTML content before the paging summary text.
HTML after:	HTML content after the paging summary text.
Results position:	Position of the paging summary text.
Numbers separator:	Separator sign between the page numbers.

### **System settings**

Cache item name:	Name of the cache item. If not explicitly specified, the name is automatically created based on the control unique ID.
Cache minutes:	The number of minutes for which the content is kept in the cache until the latest version is reloaded from the database. If you specify 0, the content is not cached. If you specify -1, the site-level settings are used.
Cache dependencies:	List of the cache keys on which the cached data depend. When the cache item changes, the cache of the web part is also deleted. Each line contains one item.

### **No data behavior**

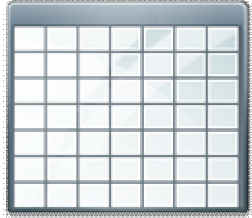
Hide if no record found:	Indicates if content should be hidden when no record is found.
No record found text:	Text that should be displayed if no data is found.

### **Editing buttons**

Show edit and delete buttons:	Indicates if edit and delete buttons should be automatically shown for each item in the editing mode.
-------------------------------	---

**Additional documentation text is not provided.**

## Listings and viewers > Grid



Displays a grid with specified documents or selected document detail using ASCX transformations.

### Content

**Path:** Path of the documents to be displayed.

### Content filter

**Document types:** Types of documents that should be displayed, separated with a semicolon (;). The \* wildcard can be used as a substitute for a random sequence of characters (e.g. CMS.Product.\* for CMSProduct.Camera;CMSProduct.CellPhone;CMSProduct.Computer... etc.).

**Combine with default culture:** Indicates if default language version of the document should be displayed if the document is not translated to the current language.

**Culture code:** Culture version of the displayed content.

**Maximum nesting level:** Maximum nesting level. It specifies the number of sub-levels in the content tree that should be included in the displayed content.

**ORDER BY expression:** ORDER BY part of the SELECT query.

**Select only published:** Indicates if only published documents should be displayed.

**Select top N documents:** Selects only top N items. If blank, all items are selected.

**Site name:** Code name of the web site from which you want to display the content. If you leave the value empty, the content is retrieved from the current web site.

**WHERE condition:** WHERE part of the SELECT query.

**Selected columns:** Only selected columns will be displayed.

**Filter out duplicate documents:** If the displayed data contains multiple links to the same document, you can choose to display only one of them.

**Filter name:** Filter name of external filter connected to this web part.

### Design

**Displayed columns:** Allows you to select and configure the displayed columns.

**Show header:** Indicates if header should be shown.

**Tool tip:** Tool tip displayed when the table is mouse-overed.

**Skin ID:** Skin ID.

## Transformations

Selected item transformation: Transformation used in the detail view mode.

## Paging

Enable paging: Indicates if displayed data should be paged.

Page size: Number of records per page.

Pager style: You can choose between Previous/Next buttons and page numbers.

## Sorting

Enable sorting: Indicates if sorting should be used.

Sort ascending: Indicates if the default sorting should be ascending.

Default sort field: Name of the field that will be used for sorting by default.

Set first page after change sorting: Indicates if after sorting change should be displayed first page or current page.

## Relationships

Main document: Document for which you want to display its related documents.

Main document is on the left side: Indicates if the given document is on the left side of the relationship.

Relationship name: Name of the relationship between documents.

## System settings

Check permissions: Indicates if permissions should be checked for the displayed content and only the documents for which the current user has the "read" permission should be displayed.

Cache item name: Name of the cache item. If not explicitly specified, the name is automatically created based on the control unique ID.

Cache minutes: The number of minutes for which the content is kept in the cache until the latest version is reloaded from the database. If you specify 0, the content is not cached. If you specify -1, the site-level settings are used.

Cache dependencies: List of the cache keys on which the cached data depend. When the cache item changes, the cache of the web part is also deleted. Each line contains one item.

## No data behavior

Hide if no record found: Indicates if content should be hidden when no record is found.

No record found text: Text that should be displayed if no data is found.

## New button

Show New button: Indicates if the button for adding new items should be displayed in the editing mode when viewing the page.


New button text: New button description text.

The design of the grid can be customized using skins. Here's an example:



```
<ccl:CMSDataGrid Runat="server">
  <HeaderStyle Font-Bold="True" ForeColor="White" BackColor="orange"></HeaderStyle>
  <FooterStyle ForeColor="Black" BackColor="#CCCCCC"></FooterStyle>
  <ItemStyle ForeColor="Black" BackColor="#EEEEEE"></ItemStyle>
  <AlternatingItemStyle BackColor="#DCDCDC"></AlternatingItemStyle>
  <PagerStyle HorizontalAlign="Center" ForeColor="Black" BackColor="#999999"
Mode="NumericPages"/>
</ccl:CMSDataGrid>
```

## Listings and viewers > Calendar



### Content

- Path: Path of the documents to be displayed.
- Day field: Date field name from which is the date of event obtained.

### Content filter

- Document types: Types of documents that should be displayed, separated with a semicolon (;). The \* wildcard can be used as a substitute for a random sequence of characters (e.g. CMS.Product.\* for CMSProduct.Camera;CMSProduct.CellPhone;CMSProduct.Computer... etc.).
- Combine with default culture: Indicates if default language version of the document should be displayed if the document is not translated to the current language.
- Culture code: Culture version of the displayed content.
- Maximum nesting level: Maximum nesting level. It specifies the number of sub-levels in the content tree that should be included in the displayed content.
- ORDER BY expression: ORDER BY part of the SELECT query.
- Select only published: Indicates if only published documents should be displayed.
- Site name: Code name of the web site from which you want to display the content. If you leave the value empty, the content is retrieved from the current web site.
- WHERE condition: WHERE part of the SELECT query.
- Columns: You can specify which data columns should be retrieved from database and used in the webpart. If empty, default columns are used. If you enter '\*', all columns are retrieved.
- Filter name: Filter name of external filter connected to this web part.

### Design

- Skin ID: Skin ID.
- Hide default day number: Indicates whether the day number is displayed or cell is full filled by the transformation. Current day is available in the "\_\_day" (<%# Eval("\_\_day") %>) column.
- Display only single day item: Indicates whether the only one item is displayed in the day.

### Transformations

Transformation: Transformation used in the list view mode.  
No event transformation: Transformation used when no event is found.

## Relationships

Main document: Document for which you want to display its related documents.  
Main document is on the left side: Indicates if the given document is on the left side of the relationship.  
Relationship name: Name of the relationship between documents.

## System settings

Check permissions: Indicates if permissions should be checked for the displayed content and only the documents for which the current user has the "read" permission should be displayed.  
Cache item name: Name of the cache item. If not explicitly specified, the name is automatically created based on the control unique ID.  
Cache minutes: The number of minutes for which the content is kept in the cache until the latest version is reloaded from the database. If you specify 0, the content is not cached. If you specify -1, the site-level settings are used.  
Cache dependencies: List of the cache keys on which the cached data depend. When the cache item changes, the cache of the web part is also deleted. Each line contains one item.

You can find more details on available formatting settings in the documentation of the standard ASP.NET Calendar control.

## Listings and viewers > Grid with custom query



Displays a grid with data retrieved using custom query.

### Content

Query name: Name of the SQL query which should be used.

### Content filter

ORDER BY expression: ORDER BY part of the SELECT query.

Select top N documents: Selects only top N items. If blank, all items are selected.

WHERE condition: WHERE part of the SELECT query.

Selected columns: Only selected columns will be displayed.

Filter name: Filter name of external filter connected to this web part.

### Design

Displayed columns: Allows you to select and configure the displayed columns.

Show header: Indicates if header should be shown.

Show footer: Indicates if footer should be shown.

Tool tip: Tool tip displayed when the table is mouse-overed.

Skin ID: Skin ID.

### Paging

Enable paging: Indicates if displayed data should be paged.

Page size: Number of records per page.

Pager style: You can choose between Previous/Next buttons and page numbers.

### Sorting

Enable sorting: Indicates if sorting should be used.

- Default sort field: Name of the field that will be used for sorting by default.
- Sort ascending: Indicates if the default sorting should be ascending.
- Set first page after chage sorting: Indicates if after sorting change should be displayed first page or current page.

### **System settings**


- Cache item name: Name of the cache item. If not explicitly specified, the name is automatically created based on the control unique ID.
- Cache minutes: The number of minutes for which the content is kept in the cache until the latest version is reloaded from the database. If you specify 0, the content is not cached. If you specify -1, the site-level settings are used.
- Cache dependencies: List of the cache keys on which the cached data depend. When the cache item changes, the cache of the web part is also deleted. Each line contains one item.

### **No data behavior**

- Hide if no record found: Indicates if content should be hidden when no record is found.
- No record found text: Text that should be displayed if no data is found.

**Additional documentation text is not provided.**

## Listings and viewers > Image gallery

	Displays multi-column image gallery with detail view and full-size view.
---	--

### Content

Path: Path of the documents to be displayed.

### Content filter

Combine with default culture: Indicates if default language version of the document should be displayed if the document is not translated to the current language.

Culture code: Culture version of the displayed content.

Maximum nesting level: Maximum nesting level. It specifies the number of sub-levels in the content tree that should be included in the displayed content.

ORDER BY expression: ORDER BY part of the SELECT query.

Select only published: Indicates if only published documents should be displayed.

Site name: Code name of the web site from which you want to display the content. If you leave the value empty, the content is retrieved from the current web site.

WHERE condition: WHERE part of the SELECT query.

Columns: Only selected columns will be displayed.

### Transformations

Detail transformation: The name of the transformation used to display the detail view.

Thumbnail transformation: The name of the transformation used to display a single image in the thumbnail view.

### Layout

Number of columns: Number of columns in the thumbnail view.

Rows per page: Number of rows in the thumbnail view.

### Paging

Paging mode: Type of paging parameter - it can be passed either through URL (Query string) or through postback (Postback).

Query string key: The name of the URL parameter that will contain the current page number.

- Show first and last buttons: Indicates if First and Last buttons should be displayed.
- Show buttons on top: Indicates if the buttons should be displayed on top.

## Relationships

- Main document: Document for which you want to display its related documents.
- Related node is on the left side: Indicates if the given document is on the left side of the relationship.
- Relationship name: Name of the relationship between documents.

## System settings


- Check permissions: Indicates if permissions should be checked for the displayed content and only the documents for which the current user has the "read" permission should be displayed.
- Cache item name: Name of the cache item. If not explicitly specified, the name is automatically created based on the control unique ID.
- Cache minutes: The number of minutes for which the content is kept in the cache until the latest version is reloaded from the database. If you specify 0, the content is not cached. If you specify -1, the site-level settings are used.
- Cache dependencies: List of the cache keys on which the cached data depend. When the cache item changes, the cache of the web part is also deleted. Each line contains one item.

## No data behavior

- Hide if no record found: Indicates if content should be hidden when no record is found.
- No record found text: Text that should be displayed if no data is found.

**Additional documentation text is not provided.**

## Listings and viewers > Attachments



### Misc

Show Add attachment button: Indicates if the "Add attachment" button should be displayed.

### Transformations

Transformation: Transformation used in the list view mode.

### No data behavior


Hide if no record found: Indicates if content should be hidden when no record is found.

No record found text: Text that should be displayed if no data is found.

**Additional documentation text is not provided.**



## Listings and viewers > Related documents

	Displays the list of links to documents that are related to the currently displayed document.
---	---

### Transformations

Transformation name: Transformation used in the list view mode.

### Relationships

Current document is on the left side: Indicates if the given document is on the left side of the relationship.

Relationship name: Name of the relationship between documents.

### Content filter

ORDER BY expression: ORDER BY part of the SELECT query.

Select only published: Indicates if only published documents should be displayed.

WHERE condition: WHERE part of the SELECT query.

Columns: Only selected columns will be displayed.


### No data behavior

Hide if no record found: Indicates if content should be hidden when no record is found.

No record found text: Text that should be displayed if no data is found.

**Additional documentation text is not provided.**

## Listings and viewers > Document pager

	Displays single item from data, pager control is used to view other items.
---	--

### Content

Path: Path of the documents to be displayed.

### Content filter

Document types: Types of documents that should be displayed, separated with a semicolon (;). The \* wildcard can be used as a substitute for a random sequence of characters (e.g. CMS.Product.\* for CMSProduct.Camera;CMSProduct.CellPhone;CMSProduct.Computer... etc.).

Culture code: Culture version of the displayed content.

Site name: Code name of the web site from which you want to display the content. If you leave the value empty, the content is retrieved from the current web site.

### Transformations

Transformation: Transformation used in the list view mode.

### Paging

Pager position: Position of the pager - top or bottom

Previous button text: Custom text for Previous button.

Next button text: Custom text for Next button.

Selected page class name: CSS class used for the selected page numbers.

Unselected page class name: CSS class used for the unselected page numbers.

Selected next class name: CSS class used for the selected Next button.

Unselected next class name: CSS class used for the unselected Next button.

Selected previous class name: CSS class used for the selected Previous button.

Unselected previous class name: CSS class used for the unselected Previous button/

Page separator: HTML code inserted between page numbers.

## Security

Check permissions: Indicates if permissions should be checked for the displayed content and only the documents for which the current user has the "read" permission should be displayed.

## System settings


Cache item name: Name of the cache item. If not explicitly specified, the name is automatically created based on the control unique ID.

Cache minutes: The number of minutes for which the content is kept in the cache until the latest version is reloaded from the database. If you specify 0, the content is not cached. If you specify -1, the site-level settings are used.

Cache dependencies: List of the cache keys on which the cached data depend. When the cache item changes, the cache of the web part is also deleted. Each line contains one item.

This web part can be used for displaying long text split into several articles or displaying a "Take a tour" wizards.

## Listings and viewers > Random document

	<p>The Random document web part selects a random documents from given location and displays them using specified transformation.</p>
---	--

### Content

Path: Path of the documents to be displayed.

### Content filter

Document type: Types of documents that should be displayed, separated with a semicolon (;). The \* wildcard can be used as a substitute for a random sequence of characters (e.g. CMS.Product.\* for CMSProduct.Camera;CMSProduct.CellPhone;CMSProduct.Computer... etc.).

Combine with default culture: Indicates if default language version of the document should be displayed if the document is not translated to the current language.

Culture code: Culture version of the displayed content.

Maximum nesting level: Maximum nesting level. It specifies the number of sub-levels in the content tree that should be included in the displayed content.

Order by: ORDER BY part of the SELECT query.

Select only published: Indicates if only published documents should be displayed.

Random N: Number of random documents to be displayed.

Site name: Code name of the web site from which you want to display the content. If you leave the value empty, the content is retrieved from the current web site.

WHERE condition: WHERE part of the SELECT query.

Columns: Only selected columns will be displayed.

### Transformations

Transformation name: Transformation used in the list view mode.

### No data behaviour

Hide if no record found: Indicates whether control should be hidden if no data found


No record found text: Text that should be displayed if no data is found.

### Cache

Cache item name:	Name of the cache item. If not explicitly specified, the name is automatically created based on the control unique ID.
Cache minutes:	The number of minutes for which the content is kept in the cache until the latest version is reloaded from the database. If you specify 0, the content is not cached. If you specify -1, the site-level settings are used.
Cache dependencies:	List of the cache keys on which the cached data depend. When the cache item changes, the cache of the web part is also deleted. Each line contains one item.

You need to define the set of documents from which you want to choose the random document by setting the Path property to e.g. **/Products/** and setting the Document type property e.g. to **cms.product**. The document will be displayed using the transformation specified in the Transformation name value - e.g. **cms.product.preview**.

## Listings and viewers > Lightbox

	<p>Displays image gallery using Lightbox flash layout and functionality.</p>
---	--

### Content

**Path:** Path of the documents to be displayed.

### Content filter

**Document types:** Types of documents that should be displayed, separated with a semicolon (;). The \* wildcard can be used as a substitute for a random sequence of characters (e.g. CMS.Product.\* for CMSProduct.Camera;CMSProduct.CellPhone;CMSProduct.Computer... etc.).

**Combine with default culture:** Indicates if default language version of the document should be displayed if the document is not translated to the current language.

**Culture code:** Culture version of the displayed content.

**Maximum nesting level:** Maximum nesting level. It specifies the number of sub-levels in the content tree that should be included in the displayed content.

**ORDER BY expression:** ORDER BY part of the SELECT query.

**Select only published:** Indicates if only published documents should be displayed.

**Select top N documents:** Selects only top N items. If blank, all items are selected.

**Site name:** Code name of the web site from which you want to display the content. If you leave the value empty, the content is retrieved from the current web site.

**WHERE condition:** WHERE part of the SELECT query.

**Columns:** Only selected columns will be displayed.

**Filter out duplicate documents:** If the displayed data contains multiple links to the same document, you can choose to display only one of them.

### Transformations

**Transformation:** Transformation used in the list view mode.

**Alternating transformation:** Transformation used in the list view mode for even items.

**Selected item transformation:** Transformation used in the detail view mode.

**Item separator:** Item separator displayed between records.

**Nested controls ID:** Sets the nested controls IDs. Use ';' as a separator; Example: myRepeaterID;myDatalistID;myRepeaterID2. This property replaces the previously used NestedRepeaterID and NestedDataListID properties. If you are still using

these properties, no changes to functionality will occur, but it is advisable to rewrite your code to use the new property instead. If you need to dynamically set properties of a nested control, you have to set its `DelayedLoading` property to `'True'`. Please note that this setting can cause problems with `ViewState`.

## Paging

Enable paging:	Indicates if displayed data should be paged.
Paging mode:	Type of paging parameter - it can be passed either through URL (Query string) or through postback (Postback).
Pager position:	Position of the pager - top or bottom
Page size:	Number of records per page.
Query string key:	The name of the URL parameter that will contain the current page number.
Show first and last buttons:	Indicates if First and Last buttons should be displayed.

## Relationships

Main document:	Document for which you want to display its related documents.
Main document is on the left side:	Indicates if the given document is on the left side of the relationship.
Relationship name:	Name of the relationship between documents.

## System settings

Check permissions:	Indicates if permissions should be checked for the displayed content and only the documents for which the current user has the "read" permission should be displayed.
Cache item name:	Name of the cache item. If not explicitly specified, the name is automatically created based on the control unique ID.
Cache minutes:	The number of minutes for which the content is kept in the cache until the latest version is reloaded from the database. If you specify 0, the content is not cached. If you specify -1, the site-level settings are used.
Cache dependencies:	List of the cache keys on which the cached data depend. When the cache item changes, the cache of the web part is also deleted. Each line contains one item.

## No data behavior

Hide if no record found:	Indicates if content should be hidden when no record is found.
No record found text:	Text that should be displayed if no data is found.

## LightBox Configuration

Allways visible navigation buttons:	Indicates whether the navigation buttons are always visible, not only on mouse over.
Frame width:	Width of lightbox frame.
Frame height:	Height of lightbox frame.
Path to external CSS file:	URL path to the external CSS file needed by Lightbox.
Overlay opacity:	Transparency of the background (0 - transparent, 1 - dark).
Animate:	Indicates if the animation should be enabled or not.

Load delay:	Load delay time (in milliseconds). If you are using automatic resizing, this value indicates how long will be lightbox wait for taking element size. If you have problem with displaying of lightbox content, try use upper value.
Resize speed:	You can choose the speed of the resizing images from 1 (slowest) to 10 (fastest).
Border size:	Size of the image border.
Loading image:	Image displayed during lightbox loading.
Close button image:	Close button image.
Previous button image:	Previous button image.
Next button image:	Next button image.
Group name:	LightBox group name. It is necessary to set this property if you would like to display multiple lightboxes for different document types on a single page.


When writing a custom transformation for the Lightbox web part, it is necessary to use the 'rel' and 'rev' parameters as highlighted in the transformation code below. The 'title' parameter is used to determine the description of the image displayed in the lightbox.

```
<a href="<## GetDocumentUrl() %&gt;&quot; rel="lightbox[group]" rev="<## Eval  
("NodeAliasPath") %>" title="<## Eval("FileDescription") %>">?maxsidesize=150" alt="<## Eval("FileName") %  
>" /></a>
```

If you would like to use multiple lightboxes on a single page it is necessary to set 'Group name' property for each and every lightbox webpart.



## Listings and viewers > Scrolling text

	<p>Displays scrolling content of documents specified in the content filter.</p>
---	---

### Content

**Path:** Path of the documents to be displayed.

### Content filter

**Document types:** Types of documents that should be displayed, separated with a semicolon (;). The \* wildcard can be used as a substitute for a random sequence of characters (e.g. CMS.Product.\* for CMSProduct.Camera;CMSProduct.CellPhone;CMSProduct.Computer... etc.).

**Combine with default culture:** Indicates if default language version of the document should be displayed if the document is not translated to the current language.

**Culture code:** Culture version of the displayed content.

**Maximum nesting level:** Maximum nesting level. It specifies the number of sub-levels in the content tree that should be included in the displayed content.

**ORDER BY expression:** ORDER BY part of the SELECT query.

**Select only published:** Indicates if only published documents should be displayed.

**Select top N documents:** Selects only top N items. If blank, all items are selected.

**Site name:** Code name of the web site from which you want to display the content. If you leave the value empty, the content is retrieved from the current web site.

**WHERE condition:** WHERE part of the SELECT query.

**Columns:** Only selected columns will be displayed.

**Filter out duplicate documents:** If the displayed data contains multiple links to the same document, you can choose to display only one of them.

### Transformations

**Transformation:** Transformation used in the list view mode.

**Alternating transformation:** Transformation used in the list view mode for even items.

**Item separator:** Item separator displayed between records.

**Nested controls ID:** Sets the nested controls IDs. Use ';' as a separator; Example: myRepeaterID;myDatalistID;myRepeaterID2. This property replaces the previously used NestedRepeaterID and NestedDataListID properties. If you are still using these properties, no changes to functionality will occur, but it is advisable to rewrite your code to use the new property instead. If you need to dynamically set properties

of a nested control, you have to set its `DelayedLoading` property to 'True'. Please note that this setting can cause problems with `ViewState`.

## Relationships

Main document:	Document for which you want to display its related documents.
Main document is on the left side:	Indicates if the given document is on the left side of the relationship.
Relationship name:	Name of the relationship between documents.

## System settings

Check permissions:	Indicates if permissions should be checked for the displayed content and only the documents for which the current user has the "read" permission should be displayed.
Cache item name:	Name of the cache item. If not explicitly specified, the name is automatically created based on the control unique ID.
Cache minutes:	The number of minutes for which the content is kept in the cache until the latest version is reloaded from the database. If you specify 0, the content is not cached. If you specify -1, the site-level settings are used.
Cache dependencies:	List of the cache keys on which the cached data depend. When the cache item changes, the cache of the web part is also deleted. Each line contains one item.

## No data behavior

Hide if no record found:	Indicates if content should be hidden when no record is found.
No record found text:	Text that should be displayed if no data is found.

## Div options


Width (px):	Width of the scrolling text area.
Height (px):	Height of the scrolling text area.
Style:	Style assigned to the DIV tag of the area.

## JavaScript options

Scroll move time (milliseconds):	Time in milliseconds for text scrolling.
Script stop time (milliseconds):	Time in milliseconds for which should be the text stopped.
Direction:	Scrolling direction.
Stop on mouse over:	If checked, scrolling stops when the user mouse-overs the web part.

**Please note:** you can find an example of `datalist/repeater` nesting in [CMSRepeater](#) chapter.

## Listings and viewers > Content slider

	<p>Displays slideshow made out of page content, which is specified in the content filter, so that user can select a specific content to see.</p>
---	--

### Content

**Path:** Path of the documents to be displayed.

### Content filter

**Document types:** Types of documents that should be displayed, separated with a semicolon (;). The \* wildcard can be used as a substitute for a random sequence of characters (e.g. CMS.Product.\* for CMSProduct.Camera;CMSProduct.CellPhone;CMSProduct.Computer... etc.).

**Combine with default culture:** Indicates if default language version of the document should be displayed if the document is not translated to the current language.

**Culture code:** Culture version of the displayed content.

**Maximum nesting level:** Maximum nesting level. It specifies the number of sub-levels in the content tree that should be included in the displayed content.

**ORDER BY expression:** ORDER BY part of the SELECT query.

**Select only published:** Indicates if only published documents should be displayed.

**Select top N documents:** Selects only top N items. If blank, all items are selected.

**Site name:** Code name of the web site from which you want to display the content. If you leave the value empty, the content is retrieved from the current web site.

**WHERE condition:** WHERE part of the SELECT query.

**Columns:** Only selected columns will be displayed.

**Filter out duplicate documents:** If the displayed data contains multiple links to the same document, you can choose to display only one of them.

### Transformations

**Transformation:** Transformation used in the list view mode.

**Alternating transformation:** Transformation used in the list view mode for even items.

**Item separator:** Item separator displayed between records.

**Nested controls ID:** Sets the nested controls IDs. Use ';' as a separator; Example: myRepeaterID;myDataListID;myRepeaterID2. This property replaces the previously used NestedRepeaterID and NestedDataListID properties. If you are still using these properties, no changes to functionality will occur, but it is advisable to rewrite your code to use the new property instead. If you need to dynamically set properties

of a nested control, you have to set its `DelayedLoading` property to 'True'. Please note that this setting can cause problems with `ViewState`.

## Relationships

Main document:	Document for which you want to display its related documents.
Main document is on the left side:	Indicates if the given document is on the left side of the relationship.
Relationship name:	Name of the relationship between documents.

## System settings

Check permissions:	Indicates if permissions should be checked for the displayed content and only the documents for which the current user has the "read" permission should be displayed.
Cache item name:	Name of the cache item. If not explicitly specified, the name is automatically created based on the control unique ID.
Cache minutes:	The number of minutes for which the content is kept in the cache until the latest version is reloaded from the database. If you specify 0, the content is not cached. If you specify -1, the site-level settings are used.
Cache dependencies:	List of the cache keys on which the cached data depend. When the cache item changes, the cache of the web part is also deleted. Each line contains one item.

## No data behavior

Hide if no record found:	Indicates if content should be hidden when no record is found.
No record found text:	Text that should be displayed if no data is found.

## Div options


Width (px):	Width of the scrolling text area.
Height (px):	Height of the scrolling text area.
Style:	Style assigned to the DIV tag of the area.

## JavaScript options

FadeIn time (milliseconds):	Time in milliseconds for fade in.
FadeOut time (milliseconds):	Time in milliseconds for fade out.
Break time (milliseconds):	Time in milliseconds for which the content is shown.
Auto start:	If true the content is played from the beginning.

**Please note:** you can find an example of `datalist/repeater` nesting in [CMSRepeater](#) chapter.

## Listings and viewers > Send to friend



### Content

Path: Path of the documents to be displayed.

### Content filter

Document types: Types of documents that should be displayed, separated with a semicolon (;). The \* wildcard can be used as a substitute for a random sequence of characters (e.g. CMS.Product.\* for CMSProduct.Camera;CMSProduct.CellPhone;CMSProduct.Computer... etc.).

Combine with default culture: Indicates if default language version of the document should be displayed if the document is not translated to the current language.

Culture code: Culture version of the displayed content.

Maximum nesting level: Maximum nesting level. It specifies the number of sub-levels in the content tree that should be included in the displayed content.

ORDER BY expression: ORDER BY part of the SELECT query.

Select only published: Indicates if only published documents should be displayed.

Select top N documents: Selects only top N items. If blank, all items are selected.

Site name: Code name of the web site from which you want to display the content. If you leave the value empty, the content is retrieved from the current web site.

WHERE condition: WHERE part of the SELECT query.

Columns: Only selected columns will be displayed.

Filter out duplicate documents: If the displayed data contains multiple links to the same document, you can choose to display only one of them.

### Transformations

Transformation: Transformation used in the list view mode.

### Email

Header text: Header of the webpart

Email template: Email template

Email subject:                      Email subject.

Email from:                         Email address stated in the 'From' field of the mail.

**Additional documentation text is not provided.**

## Listings and viewers > Basic repeater



The Basic Repeater web part renders specified objects using given ASCX transformation. This web part must be used together with some data source web part.

### Content

Data source name: ID of data source web part that provides data displayed by this web part.

### Transformations

Transformation name: Transformation used in the list view mode.

Alternating transformation name: Transformation used in the list view mode for even items.

Item separator transformation name: Transformation used for the separator.

Header transformation name: Transformation used for the header.

Footer transformation name: Transformation used for the footer.

Selected item transformation: Transformation used in the detail view mode.

Selected item header transformation: Sets the header transformation for selected item

Selected item footer transformation: Sets the footer transformation for selected item


### No data behavior

Hide if no record found: Indicates if content should be hidden when no record is found.

No record found text: Text that should be displayed if no data is found.

Note: Selected transformations work only with Documents datasource.

## Listings and viewers > Basic datalist



The Basic Datalist web part displays a multicolumn/multirow list of given documents or selected document using specified ASCX transformation. This web part must be used together with some data source web part.

### Content

Data source name: ID of data source web part that provides data displayed by this web part.

### Transformations

Transformation name: Transformation used in the list view mode.

Alternating transformation name: Transformation used in the list view mode for even items.

Item separator transformation name: Transformation used for the separator.

Header transformation name: Transformation used for the header.

Footer transformation name: Transformation used for the footer.

Selected item transformation name: The transformation for the selected item in the datalist.

Selected item header transformation: Sets the header transformation for selected item

Selected item footer transformation: Sets the footer transformation for selected item

### Layout

Repeat columns: Number of columns displayed on the live site.

Repeat direction: Direction in which the items should be displayed when more than one columns are used - either vertical or horizontal.

Repeat layout: Layout of the control - either tables or flow layout (without any predefined structure).

### No data behavior


Hide if no record found: Indicates if content should be hidden when no record is found.

No record found text: Text that should be displayed if no data is found.

Note: Selected transformations work only with Documents datasource.



## Listings and viewers > Universal pager

	<p>Universal pager that can be connected to a web part displaying data (typically Basic datalist, Basic repeater, ...) and placed anywhere on the page, independently of the repeater.</p>
---	--

### Pager properties

Target control name:	Gets or sets the ID of webpart which should be paged.
Page size:	Sets the number of records to display on a page.
Paging mode:	Indicates whether pager use querystring parameter or postback.
Querystring key:	Sets querystring parameter.
Group size:	Sets the number of pages displayed for current page range.
Display first & last automatically:	If enabled, the "go to first page" and "go to last page" buttons will be hidden when the first or last page is accessible via page number (i.e. when the number of the page is currently displayed in the pager).
Display previous & next automatically:	If enabled, the "go to previous page" and "go to next page" buttons of the pager will be displayed only where usable, i.e. they will be hidden when the first, resp. the last page is selected.
Hide pager for single page:	Sets the value that indicates whether pager should be hidden for single page

### Design


Pages transformation:	Sets transformation for page links. Use <%=# Eval("Page") %> to get current page number, <%=# Eval("PageURL") %> to get page URL or <%=# Eval("PageLink") %> to get page link.
Current page transformation:	Sets the current page transformation. Use <%=# Eval("Page") %> to get current page number, <%=# Eval("PageURL") %> to get page URL or <%=# Eval("PageLink") %> to get page link.
Page separator transformation:	Sets transformation for separator of page links.
First page transformation:	Sets transformation for link to the first page. Use <%=# Eval("FirstURL") %> to get link to the first page.
Last page transformation:	Sets transformation for link to the last page. Use <%=# Eval("LastURL") %> to get link to the last page.
Previous page transformation:	Sets transformation for link to the previous page. Use <%=# Eval("PreviousURL") %> to get link to the previous page.
Next page transformation:	Sets transformation for link to the next page. Use <%=# Eval("NextURL") %> to get link to the next page.
Previous group transformation:	Sets transformation for link to the previous group of pages. Use <%=# Eval("PreviousGroupURL") %> to get link to the previous group.
Next group transformation:	Sets transformation for link to the next group of pages. Use <%=# Eval("NextGroupURL") %> to get link to the next group.
Direct page:	Sets transformation for direct page changing. Use textbox or dropdown list with ID "directPageControl" to register page change event.

## Layout

Pager layout transformation:            Sets transformation for overall pager layout.

**Additional documentation text is not provided.**

## Listings and viewers > Page views

	<p>Simple web part displaying number of views of the page on that it is placed.</p>
---	---


### Misc

Message text: Text to be displayed. The {0} macro is used for page views count.

Statistics type: Interval for that the page views will be calculated.

**Additional documentation text is not provided.**

## Listings and viewers > Universal document viewer

	<p>Displays given document or list of documents using ASCX or XSLT transformation. Please note that when using XSLT transformation then paging is not applied.</p>
---	--

### Content

**Path:** Path of the documents to be displayed.

### Repeater

**Transformation name:** Sets the transformation name

**AlternatingItem Transformation Name (only ASCX):** Transformation used in the list view mode for even items.

**Selected item transformation (only ASCX):** Transformation used in the detail view mode.

### Content filter

**Document types:** Types of documents that should be displayed, separated with a semicolon (;). The \* wildcard can be used as a substitute for a random sequence of characters (e.g. CMS.Product.\* for CMSProduct.Camera;CMSProduct.CellPhone;CMSProduct.Computer... etc.).

**Combine with default culture:** Indicates if default language version of the document should be displayed if the document is not translated to the current language.

**Culture code:** Culture version of the displayed content.

**Maximum nesting level:** Maximum nesting level. It specifies the number of sub-levels in the content tree that should be included in the displayed content.

**Order By:** Sets order by condition

**Select only published:** documentation.webpartproperties.selectonlypublished

**Top N:** Sets the top n pots

**Site name:** Code name of the web site from which you want to display the content. If you leave the value empty, the content is retrieved from the current web site.

**Where condition:** Sets where condition

**Columns:** Only selected columns will be displayed.

**Filter name:** Filter name of external filter connected to this web part.

### No data behaviour

Hide if no record found: Indicates if content should be hidden when no record is found.  
No record found text: Text that should be displayed if no data is found.

### Paging

Enable paging: Indicates if displayed data should be paged.  
Paging mode: Type of paging parameter - it can be passed either through URL (Query string) or through postback (Postback).  
Navigation buttons: Indicates if back/next buttons should be displayed.  
Pager position: Position of the pager - top or bottom  
Page size: Number of records per page.  
Query string key: The name of the URL parameter that will contain the current page number.  
Show first and last buttons: Indicates if First and Last buttons should be displayed.  
HTML before: HTML code before the results summary text.  
HTML after: HTML code after the results summary text.  
Results position: Position of the results summary text.  
Numbers separator: HTML code between the page numbers.

### Relationships


Main document: Document for which you want to display its related documents.  
Main document is on the left side: Indicates if the given document is on the left side of the relationship.  
Relationship name: Name of the relationship between documents.

### System settings

Check permissions: Indicates if permissions should be checked for the displayed content and only the documents for which the current user has the "read" permission should be displayed.  
Cache item name: Name of the cache item. If not explicitly specified, the name is automatically created based on the control unique ID.  
Cache minutes: The number of minutes for which the content is kept in the cache until the latest version is reloaded from the database. If you specify 0, the content is not cached. If you specify -1, the site-level settings are used.  
Cache dependencies: List of the cache keys on which the cached data depend. When the cache item changes, the cache of the web part is also deleted. Each line contains one item.

**Additional documentation text is not provided.**

## Maps > Google maps

	Displays maps obtained from Google maps service.
---	--

### Content

**Path:** Path to the documents that should be displayed on the map as location markers.

### Content filter

- Document types:** Types of documents (within the location specified by the Path property) that should be displayed on the map as location markers.
- Combine with default culture:** Indicates if default language version of the document should be displayed if the document is not translated to the current language.
- Culture code:** Culture version of the displayed content.
- Maximum nesting level:** Maximum nesting level. It specifies the number of sub-levels in the content tree that should be included in the displayed content.
- ORDER BY expression:** ORDER BY part of the SELECT query.
- Select only published:** Indicates if only published documents should be displayed.
- Select top N documents:** Selects top N document types from Document types field.
- Site name:** Code name of the web site from which you want to display the content. If you leave the value empty, the content is retrieved from the current web site.
- WHERE condition:** WHERE part of the SELECT query.
- Filter out duplicate documents:** If the displayed data contains multiple links to the same document, you can choose to display only one of them.

### Transformations


**Transformation:** Transformation used for the content of the tooltip displayed when a location marker is clicked.

### Map properties

- Large view scale:** Scale value (zoom ratio) for the large view used on page load. Values range from 0 (the most distant view) to 19 (the nearest view).
- Detailed view scale:** Scale value (zoom ratio) for the zoomed view displayed after clicking a defined location marker on the map. Values range from 0 (the most distant view) to 19 (the nearest view).
- Width:** Width of the displayed map in pixels.
- Height:** Height of the displayed map in pixels.

Default latitude:	Initial latitude of the large view map middle point - used when the map is displayed on page load. Accepted values range from -90 to 90.
Default longitude:	Initial longitude of the large view map middle point - used when the map is displayed on page load. Accepted values range from -180 to 180.
Latitude field:	Code name of the latitude source field in the source document type, i.e. the document type used for the location markers displayed on the map.
Longitude field:	Code name of the longitude source field in the source document type, i.e. the document type used for the location markers displayed on the map.
Tooltip field:	Code name of the document type field whose content will be used as a header of the tool-tip displayed when a location marker is clicked.
Map type:	Initial map type used on page load: ROADMAP - This map type displays a normal street map. SATELLITE - This map type displays a transparent layer of major streets on satellite images. HYBRID - This map type displays a transparent layer of major streets on satellite images. TERRAIN - This map type displays maps with physical features such as terrain and vegetation.
Show navigation control:	Indicates if the navigation control should be displayed.
Navigation control type:	Type of the navigation control: Default - picks an appropriate navigation control based on the map's size and the device on which the map is running. Small - displays a mini-zoom control, consisting of only + and - buttons. This style is appropriate for mobile devices. Zoom & Pan - displays the standard zoom slider control with a panning control, as on Google Maps. Android - displays the small zoom control as used on the native Maps application on Android devices.
Show scale control:	Indicates if the scale bar in the bottom right corner of the map is displayed.
Show map type selection:	Indicates if the map type control should be displayed.
Enable map dragging:	Indicates whether the map dragging is enabled.
Enable keyboard shortcuts:	Indicates whether the keyboard shortcuts are enabled.

## Maps > Bing maps

	Displays maps obtained from Bing maps service.
---	--

### Content

**Path:** Path to the documents that should be displayed on the map as location markers.

### Content filter

**Document types:** Types of documents (within the location specified by the Path property) that should be displayed on the map as location markers.

**Combine with default culture:** Indicates if default language version of the document should be displayed if the document is not translated to the current language.

**Culture code:** Culture version of the displayed content.

**Maximum nesting level:** Maximum nesting level. It specifies the number of sub-levels in the content tree that should be included in the displayed content.

**ORDER BY expression:** ORDER BY part of the SELECT query.

**Select only published:** Indicates if only published documents should be displayed.

**Select top N documents:** Selects top N document types from Document types field.

**Site name:** Code name of the web site from which you want to display the content. If you leave the value empty, the content is retrieved from the current web site.

**WHERE condition:** WHERE part of the SELECT query.

**Filter out duplicate documents:** If the displayed data contains multiple links to the same document, you can choose to display only one of them.

### Transformations

**Transformation:** Transformation used for the content of the tooltip displayed when a location marker is clicked.

### Map properties

**Large view scale:** Scale value (zoom ratio) for the large view used on page load. Values range from 1 (the most distant view) to 19 (the nearest view).

**Detailed view scale:** Scale value (zoom ratio) for the zoomed view displayed after clicking a defined location marker on the map. Values range from 1 (the most distant view) to 19 (the nearest view).


**Width:** Width of the displayed map in pixels.

**Height:** Height of the displayed map in pixels.



Default latitude:	Initial latitude of the large view map middle point - used when the map is displayed on page load. Accepted values range from -90 to 90.
Default longitude:	Initial longitude of the large view map middle point - used when the map is displayed on page load. Accepted values range from -180 to 180.
Latitude field:	Code name of the latitude source field in the source document type, i.e. the document type used for the location markers displayed on the map.
Longitude field:	Code name of the longitude source field in the source document type, i.e. the document type used for the location markers displayed on the map.
Tooltip field:	Code name of the document type field whose content will be used as a header of the tool-tip displayed when a location marker is clicked.
Map type:	Initial map type used on page load: Road - The road map style. Shaded - The shaded map style, which is a road map with shaded contours. Aerial - The aerial map style. Hybrid - The hybrid map style, which is an aerial map with a label overlay. Birdseye - The bird's eye (oblique-angle) imagery map style. BirdseyeHybrid - The bird's eye hybrid map style, which is a bird's eye map with a label overlay.
Show navigation control:	Indicates if the navigation control should be displayed.
Navigation control type:	Type of the navigation control: Normal - full navigation control with zoom, map type, 2D/3D switch and labels hiding Small - reduced navigation control featuring only zoom and map type selection Tiny - simplest navigation control featuring only zoom buttons
Show scale control:	Indicates if the scale bar in the bottom right corner of the map is displayed.
Enable map dragging:	Indicates whether map dragging is enabled.
Enable keyboard shortcuts:	Indicates whether keyboard shortcuts are enabled.

## Maps > Yahoo maps

	Displays maps obtained from Yahoo maps service.
---	---

### Content

**Path:** Path to the documents that should be displayed on the map as location markers.

### Content filter

- Document types:** Types of documents (within the location specified by the Path property) that should be displayed on the map as location markers.
- Combine with default culture:** Indicates if default language version of the document should be displayed if the document is not translated to the current language.
- Culture code:** Culture version of the displayed content.
- Maximum nesting level:** Maximum nesting level. It specifies the number of sub-levels in the content tree that should be included in the displayed content.
- ORDER BY expression:** ORDER BY part of the SELECT query.
- Select only published:** Indicates if only published documents should be displayed.
- Select top N documents:** Selects top N document types from Document types field.
- Site name:** Code name of the web site from which you want to display the content. If you leave the value empty, the content is retrieved from the current web site.
- WHERE condition:** WHERE part of the SELECT query.
- Filter out duplicate documents:** If the displayed data contains multiple links to the same document, you can choose to display only one of them.

### Transformations


**Transformation:** Transformation used for the content of the tooltip displayed when a location marker is clicked.

### Map properties

- Yahoo AppID:** Yahoo AppID(s) separated by semicolon. This is the unique ID of your application that you can obtain at <http://developer.yahoo.com/wsregapp/>.
- Large view scale:** Scale value (zoom ratio) for the large view used on page load. Values range from 17 (the most distant view) to 1 (the nearest view).
- Detailed view scale:** Scale value (zoom ratio) for the zoomed view displayed after clicking a defined location marker on the map. Values range from 17 (the most distant view) to 1 (the nearest view).
- Width:** Width of the displayed map in pixels.

Height:	Height of the displayed map in pixels.
Default latitude:	Initial latitude of the large view map middle point - used when the map is displayed on page load. Accepted values range from -90 to 90.
Default longitude:	Initial longitude of the large view map middle point - used when the map is displayed on page load. Accepted values range from -180 to 180.
Latitude field:	Code name of the latitude source field in the source document type, i.e. the document type used for the location markers displayed on the map.
Longitude field:	Code name of the longitude source field in the source document type, i.e. the document type used for the location markers displayed on the map.
Tooltip field:	Code name of the document type field whose content will be used as a header of the tool-tip displayed when a location marker is clicked.
Map type:	The initial map type used on page load: ROAD - This map type displays a normal street map. SATELLITE - This map type displays a transparent layer of major streets on satellite images. HYBRID - This map type displays a transparent layer of major streets on satellite images.
Show navigation control:	Indicates if the navigation control should be displayed.
Navigation control type:	The Navigation control may appear in one of the following style options: Large Zoom & Pan - displays the standard zoom slider control with a panning control. Small Zoom & Pan - displays the small zoom slider control with a panning control. Small - displays a mini-zoom control, consisting of only + and - buttons.
Show scale control:	Indicates if the scale control should be displayed.
Show map type control:	Indicates if the map type control should be displayed.
Enable map dragging:	Indicates whether the map dragging is enabled.
Enable keyboard shortcuts:	Indicates whether the keyboard shortcuts are enabled.

## Media > WMP video

	Plays videos using Windows media player.
---	--

### Video properties

Video URL:	URL of the video file.
Width (px):	Width of the video screen.
Height (px):	Height of the video screen.
Autostart:	Indicates if the video should be played automatically after the page load or not.
Show controls:	Indicates if the controls (play, pause, etc.) should be displayed.
Loop:	Indicates if the video should loop.
Automatically activate the object:	Indicates if the object should be automatically activated. The 'Click to activate' message is not shown.

**Additional documentation text is not provided.**

## Media > Flash



The Flash web part provides the ability of inserting flash.

### Flash Properties

Flash URL:	URL of the flash file.
Additional parameters:	Additional parameters inserted between <object></object> tags into HTML.
Width (px):	Width of the flash file area.
Height (px):	Height of the flash file area.
Quality:	Select the quality of the streamed flash.
Scale:	You can choose in which scale should be the flash displayed.
Auto start play:	Indicates if the flash should be played automatically after page load or not.
Loop:	Indicates if the flash should repeat playing.
Automatically activate the object:	Indicates if the object should be automatically activated. The 'Click to activate' message is not shown.

**Additional documentation text is not provided.**

## Media > Quick time


	<p>The QuickTime web part provides the ability of inserting movies (extensions: mov, mp4, mpg).</p>
---	---

### Video properties

Video URL:	URL of the video file.
Width (px):	Width of the video screen.
Height (px):	Height of the video screen.
Autostart:	Indicates if the video should be played automatically after the page load or not.
Show controls:	Indicates if the controls (play, pause, etc.) should be displayed.
Loop:	Indicates if the video should loop.
Automatically activate the object:	Indicates if the object should be automatically activated. The 'Click to activate' message is not shown.

**Additional documentation text is not provided.**

## Media > Real media


	<p>The RealMedia web part provides the ability of inserting movies (extensions: rm, ...).</p>
---	---

### Video properties

Video URL:	URL of the video file.
Width (px):	Width of the video screen.
Height (px):	Height of the video screen.
Autostart:	Indicates if the video should be played automatically after the page load or not.
Show controls:	Indicates if the controls (play, pause, etc.) should be displayed.
Height of the control panel:	Height of the control panel.
Loop:	Indicates if the video should loop.
Automatically activate the object:	Indicates if the object should be automatically activated. The 'Click to activate' message is not shown.

**Additional documentation text is not provided.**

## Media library > Media gallery

	Web part used for displaying content of a media library.
---	--

### Content

Media library:	Media library that content should be displayed.
Path:	Path to folder within the media library (CMSdesk -> Tools -> Media libraries -> Files tab-> <node>) which will be used as root folder in folder tree.
Show subfolders content:	Indicates if subfolders content should be displayed.
Display file count:	Indicates if file count in directory should be displayed in folder tree.
Display active content:	Indicates if active content (video, flash etc.) should be displayed.
Preview suffix:	Preview suffix for identify file preview. More information can be found in DevGuide -> Modules -> Media libraries -> Names of files and previews.
Icon set name:	Name of icon set used for file preview. By default, icons are taken from ~\CMS\App_Themes\Default\Images\FileIcons\ folder. If you specify an icon set name, icons will be taken from ~\CMS\App_Themes\Default\Images\FileIcons\<IconSetName> folder.
Hide folder tree:	Indicates if folder tree should be displayed.
Use secure links:	Indicates whether the links should point to the secure page. Permissions for displaying the media file are then checked if required by library settings.

### Upload settings

Allow upload:	Indicates if file upload form should be displayed.
Allow upload thumbnail:	Indicates if thumbnail file upload should be displayed in upload form.

### Content transformations

Transformation name:	Transformation used in the list view mode.
Selected item transformation:	Transformation used in the detail view mode.
Item separator transformation:	Transformation used for the separator.
Header transformation:	Transformation used for the header.
Footer transformation:	Transformation used for the footer.

### Filter settings



Filter method:	Indicates whether pager uses querystring parameter or postback.
Sort direction querystring key:	Name of sort by query parameter.
File id querystring key:	Name of file id query parameter.
Folder path querystring key:	Name of path query paramter.

### Content filter

Select top N files:	Selects only top N files. If blank, all files are selected.
---------------------	---

### Pager

Page size:	Number of records per page.
Querystring key:	The name of the URL parameter that will contain the current page number.
Group size:	Sets the number of pages displayed for current page range.
Display first & last automatically:	If enabled, the "go to first page" and "go to last page" buttons will be hidden when the first or last page is accessible via page number (i.e. when the number of the page is currently displayed in the pager).
Display previous & next automatically:	If enabled, the "go to previous page" and "go to next page" buttons of the pager will be displayed only where usable, i.e. they will be hidden when the first,resp. the last page is selected.
Hide pager for single page:	Sets the value that indicates whether pager should be hidden for single page.

### Pager design

Pages:	Sets transformation for page links. Use <%=# Eval("Page") %> to get current page number, <%=# Eval("PageURL") %> to get page URL or <%=# Eval("PageLink") %> to get page link.
CurrentPage:	Sets the current page transformation. Use <%=# Eval("Page") %> to get current page number, <%=# Eval("PageURL") %> to get page URL or <%=# Eval("PageLink") %> to get page link.
Page separator:	Sets transformation for separator of page links.
First page:	Sets transformation for link to the first page. Use <%=# Eval("FirstURL") %> to get link to the first page.
Last page:	Sets transformation for link to the last page. Use <%=# Eval("LastURL") %> to get link to the last page.
Previous page:	Sets transformation for link to the previous page. Use <%=# Eval("PreviousURL") %> to get link to the previous page.
Next page:	Sets transformation for link to the next page. Use <%=# Eval("NextURL") %> to get link to the next page.
Previous group:	Sets transformation for link to the previous group of pages. Use <%=# Eval("PreviousGroupURL") %> to get link to the previous group.
Next group:	Sets transformation for link to the next group of pages. Use <%=# Eval("NextGroupURL") %> to get link to the next group.
Pager layout:	Sets transformation for overall pager layout.


### No data behavior

Hide if no record found:	Indicates if content should be hidden when no record is found.
No record found text:	Text that should be displayed if no data is found.

**Additional documentation text is not provided.**



## Media library > Media file uploader

	<p>Using this webpart you can upload files to the specified media library.</p>
---	--

- |                          |   |
|--------------------------|---|
| Library name:            | Name of the media library where the files should be uploaded. |
| Destination path:        | Destination path within the media library.                    |
| Enable upload thumbnail: | Indicates if file thumbnail uploader should be displayed.     |
| Preview suffix:          | Preview suffix for identification of preview file.            |

**Additional documentation text is not provided.**

## Media library > Media gallery - file list

	Display files in the selected folder in a media library and allows playing or opening the files.
---	--

### Content


Media library:	Content of this media library will be displayed by the web part.
Data source name:	ID of data source web part that provides data displayed by this web part.
Display active content:	Indicates if active content (video, flash etc.) should be displayed.
File id querystring key:	Sets querystring parameter for file id value.
Preview suffix:	Preview suffix for identify file preview. More information can be found in DevGuide -> Modules -> Media libraries -> Names of files and previews.
Icon set name:	Name of icon set used for file preview. By default, icons are taken from ~\CMS\App_Themes\Default\Images\FileIcons\ folder. If you specify an icon set name, icons will be taken from ~\CMS\App_Themes\Default\Images\FileIcons\ <iconsetname&gt; folder.<="" td=""></iconsetname&gt;>

### Content transformations

Transformation name:	Transformation used in the list view mode.
Selected item transformation:	Transformation used in the detail view mode.
Item separator transformation name:	Transformation used for the separator.
Header transformation name:	Transformation used for the header.
Footer transformation name:	Transformation used for the footer.

**Additional documentation text is not provided.**

## Media library > Media gallery - folder tree

	Displays folder tree structure of the media library and enables user to browse it.
---	--

### Content

Media library:	Content of this media library will be displayed by the web part.
Path:	Path to folder within media library(CMSdesk -> Tools -> Media libraries -> Files tab-> <node>) which will be used as root folder in folder tree.
Display file count:	Indicates if file count in directory should be displayed in folder tree.
Filter method:	Indicates whether pager uses querystring parameter or postback.
Folder path querystring key:	Sets querystring parameter for folder path.
File ID querystring key:	Sets querystring parameter for file id value.
Filter:	Filter name of external filter connected to this web part.

**Additional documentation text is not provided.**

## Media library > Media gallery - file filter

	Enables sorting files in media gallery.
---	---

### Content

Filter method:	Indicates whether pager uses querystring parameter or postback.
Sort direction querystring key:	Sets querystring parameter for sort direction.
File ID querystring key:	Sets querystring parameter for file id value.

**Additional documentation text is not provided.**

## Media library > Media libraries viewer



### Repeater

- Transformation Name: Transformation used in the list view mode.
- AlternatingItem Transformation Name: Transformation used in the list view mode for even items.
- Separator Transformation Name: Transformation used for the separator.
- Header Transformation Name: Transformation used for the header.
- Footer Transformation Name: Transformation used for the footer.

### No data behaviour

- Hide if no record found: Indicates if content should be hidden when no record is found.
- No record found text: Text that should be displayed if no data is found.

### Filter

- Show group libraries: Indicates if group libraries should be included.
- ORDER BY condition: ORDER BY part of the SELECT query.
- Select Top N members: Selects only top N items. If blank, all items are selected.
- Site name: Code name of the web site from which you want to display the content. If you leave the value empty, the content is retrieved from the current web site.
- WHERE condition: WHERE part of the SELECT query.
- Selected columns: Only selected columns will be displayed.

### Pager

- Page size: Number of records per page.
- Paging mode: Type of paging parameter - it can be passed either through URL (Query string) or through postback (Postback).
- QueryString key: The name of the URL parameter that will contain the current page number.

- Group size: Sets the number of pages displayed for current page range.
- Display first & last automatically: If enabled, the "go to first page" and "go to last page" buttons will be hidden when the first or last page is accessible via page number (i.e. when the number of the page is currently displayed in the pager).
- Display previous & next automatically: If enabled, the "go to previous page" and "go to next page" buttons of the pager will be displayed only where usable, i.e. they will be hidden when the first, resp. the last page is selected.
- Hide pager for single page: Sets the value that indicates whether pager should be hidden for single page.

### Pager design

- Pages: Sets transformation for page links. Use <%# Eval("Page") %> to get current page number, <%# Eval("PageURL") %> to get page URL or <%# Eval("PageLink") %> to get page link.
- CurrentPage: Sets the current page transformation. Use <%# Eval("Page") %> to get current page number, <%# Eval("PageURL") %> to get page URL or <%# Eval("PageLink") %> to get page link.
- Page separator: Sets transformation for separator of page links.
- First page: Sets transformation for link to the first page. Use <%# Eval("FirstURL") %> to get link to the first page.
- Last page: Sets transformation for link to the last page. Use <%# Eval("LastURL") %> to get link to the last page.
- Previous page: Sets transformation for link to the previous page. Use <%# Eval("PreviousURL") %> to get link to the previous page.
- Next page: Sets transformation for link to the next page. Use <%# Eval("NextURL") %> to get link to the next page.
- Previous group: Sets transformation for link to the previous group of pages. Use <%# Eval("PreviousGroupURL") %> to get link to the previous group.
- Next group: Sets transformation for link to the next group of pages. Use <%# Eval("NextGroupURL") %> to get link to the next group.
- Direct page: Sets transformation for direct page changing. Use textbox or dropdown list with ID "directPageControl" to register page change event.
- Pager layout: Sets transformation for overall pager layout.


### System settings

- Cache item name: Name of the cache item. If not explicitly specified, the name is automatically created based on the control unique ID.
- Cache minutes: The number of minutes for which the content is kept in the cache until the latest version is reloaded from the database. If you specify 0, the content is not cached. If you specify -1, the site-level settings are used.
- Cache dependencies: List of the cache keys on which the cached data depend. When the cache item changes, the cache of the web part is also deleted. Each line contains one item.

**Additional documentation text is not provided.**



## Membership > Current user



### Display settings

Show only when authenticated:	Indicates that this text should be displayed only for authenticated (non-public) user.
Show label text:	Indicates if user's label text should be shown.
Show user full name:	Indicates if user's full name should be shown.
Show user name:	Indicates if user's name should be shown.
Hide user name for external users:	Indicates if user name should be hidden for external users.
Authenticated link URL:	Url of the link for authenticated user.
Public link URL:	Url of the link for public user.
Label text:	Displayed text of the label.
Label CSS class:	CSS class used for the label text.
User text CSS class:	CSS class used for the user name text.

**Additional documentation text is not provided.**

## Membership > Sign out button

	Signs out the user and redirects her to the specified URL.
---	--

### Sign out button settings

Show as link:	If true the sign out button is shown as a link.
Button text for sign out:	Caption of the Sing Out button.
Redirect to URL:	URL of the page where the user should be redirected after she signs out. For example: ~/home.aspx
Show only when authenticated:	Indicates if the sign out button should be displayed only when the user is authenticated.
Skin ID:	Defines the ID of the skin

### Sign in button settings

Button text for sign in:	Caption of the Sing In button.
Sign in page path:	Path of the page where the user should be redirected to sign in.
Return page path:	Path of the page where the user is redirected after logon.

**Additional documentation text is not provided.**

## Membership > Logon form




### Logon form settings

Default target URL:	URL of the page where the user should be redirected if no redirection URL is passed through the returnUrl querystring parameter. For example: ~/clientportal.aspx
Skin ID:	Defines the ID of the skin
Logon failure text:	Text displayed to the user if the authentication fails. For example: Wrong password.
Allow forgotten password retrieval:	Indicates if the forgotten password can be retrieved by e-mail.
Send email from:	The e-mail address from which the password will be sent. For Example: <a href="mailto:mail@domain.com">mail@domain.com</a>

**Additional documentation text is not provided.**

## Membership > Registration form

	This form allows the visitor to register as a user to the site.
---	---

### Registration form settings

- Assign user to roles:** List of role code names the user should be assigned to, separated with a semicolon (;). For example: CMSPublicUsers;CMSEditor
- Assign to sites:** If you enter some site here, users will be automatically assigned to the site after registration.
- Redirect to URL:** URL of the page where the user should be redirected after she successfully registers in. For example: ~/clientportal.aspx
- Display captcha image:** Indicates whether the captcha image should be displayed.
- Starting alias path:** Alias path determining root node of the document tree in CMSDesk.

### Extended settings

- Enable user after registration:** Indicates if the user account is enabled immediately after the registration. You can turn this option off if you want the registered user to be approved by the administrator.
- Send welcome e-mail:** Indicates whether welcome email to user should be sent.
- Notify administrator about new registrations:** Indicates if an e-mail should be sent to the administrator. If administrator's approval is not required, the e-mail is sent to the administrator using the "New registration" e-mail template. If administrator's approval is required, the e-mail is sent to the administrator using the "Registration approval" e-mail template.
- From e-mail address:** E-mail address from which the e-mail notifications will be sent.
- To e-mail address:** E-mail address to which the e-mail notifications will be sent.
- Display message after registration:** Text that will be displayed to the newly registered user, informing him/her that the account needs to be approved by the administrator. For example: "Thank you for your registration. Your user account needs to be approved by the administrator now."
- E-mail confirmation page:** Page where user will confirm his email address.
- Password min. length:** Sets the minimal password length.

### Label text settings

- First name text:** Label for the First name field.
- Last name text:** Label for the Last name field.
- E-mail text:** Label for the E-mail field.

Password text:	Label for the Password field.
Confirmation password text:	Label for the Confirm password field.
Button text:	Caption of the Register button.
Captcha text:	Sets the captcha label text.

## Design


Skin ID:	Defines the ID of the skin
----------	----------------------------

## Conversion tracking

Track conversion name:	Conversion name used for tracking
------------------------	-----------------------------------

**Additional documentation text is not provided.**

## Membership > My profile


	<p>The My Profile web part allows site members to manage their name, e-mail address and preferred language.</p>
---	---

### Extended properties

Form name:	Alternative form which will be displayed. Default form enables user to edit his/her settings.
Allow user to edit field visibility:	Indicates if field visibility could be edited on user form. Custom visibility settings are stored with current user.

**Additional documentation text is not provided.**

## Membership > My account

	Displays information about user details.
---	--

### Personal settings

Display personal settings:	Indicates if "Personal settings" should be displayed to the user.
Form name:	Alternative form which will be used for personal settings. Default form enables user to edit his/her settings.
Allow user to edit field visibility:	Indicates if field visibility could be edited on user form. Custom visibility settings are stored with current user.
Display change password:	Indicates if dialog for password reset should be displayed to the user. Dialog will be hidden when user is marked as IsExternal.
Allow empty password:	Indicates if empty password is allowed when changing the user password.

### Ecommerce

Display customer details:	Indicates if tab with customer details should be displayed to the user.
Display my addresses:	Indicates if "My Addresses" should be displayed to the user.
Display my orders:	Indicates if "My Orders" should be displayed to the user.
Show order tracking number:	Indicates if order tracking number should be visible in the order list.
Display my credit:	Indicates if "Credit" should be displayed to the user.

### Other tabs

Display my subscriptions:	Indicates if "My Subscriptions" should be displayed to the user.
Display my notifications:	Indicates if "My Notifications" should be displayed to the user.
Display my messages:	Indicates if "My Messages" should be displayed to the user.
Display my friends:	Indicates if "My Friends" should be displayed to the user.

### Layout


Tabs layout:	Sets the layout of the tab menu.
Image Directory:	Path to the images used by UniGrid control.

Tabs CSS class:                      CSS class used for the tabs.

**Additional documentation text is not provided.**



## Membership > Change password

	<p>This webpart allows the user change his/her password.</p>
---	--

Maximal password length:

Defines maximal length of the password

**Additional documentation text is not provided.**

## Membership > Logon mini form



### Logon form settings

Default target URL:	URL of the page where the user should be redirected if no redirection URL is passed through the returnUrl querystring parameter. For example: ~/clientportal.aspx
Skin ID:	Defines the ID of the skin
Logon failure text:	Text displayed to the user if the authentication fails. For example: Wrong password.
Username text:	Text displayed in Username textbox. Default is "login".
Display error as popup:	Indicates if Failure text should be displayed as an popup window.
Persistent login:	Indicates whether to remember user.

### Button settings

Show image button:	Indicates if the search button should be displayed as an image.
Button image url:	URL of the image used for the button.

**Additional documentation text is not provided.**

## Membership > Registration e-mail confirmation



This webpart should be placed on the page, where user approves his email address.

### E-mail settings


From address:	Confirmation email will be send from this email address.
Administrator e-mail:	Sets administration e-mail. If administration approval is required e-mail with notification will be sent to this address.
Notify administrator:	Indicates if an e-mail should be sent to the administrator.

### Messages

Successful approval text:	Text to be displayed when user is successfully confirmed.
Unsuccessful approval text:	Text to be displayed when user was not approved.
User deleted text:	Text to be displayed when user is deleted.

**Additional documentation text is not provided.**

## Membership > Custom registration form

	<p>This web part can be used to display a custom registration form created by an alternative form and let users register using it.</p>
---	--

### Design

**Alternative form:** Sets alternative form name. Go to the CMS Site Manager -> System tables -> CMS\_User -> Alternative forms to create your custom alternating form or change behaviour of some field e.g. username format regular expression.

### Registration form settings

**Assign user to roles:** List of role code names the user should be assigned to, separated with a semicolon (;). For example: CMSPublicUsers;CMSEditor

**Assign to sites:** If you enter some site here, users will be automatically assigned to the site after registration.

**Redirect to URL:** URL of the page where the user should be redirected after she successfully registers in. For example: ~/clientportal.aspx

**Display CAPTCHA image:** Indicates whether the captcha image should be displayed.

**Registration error message:** This message will be displayed after registration failed. Default error message will be used if this one is not set.

**Starting alias path:** Alias path determining root node of the document tree in CMSDesk.

### Label text settings

**Button text:** Caption of the Register button.

### Extended settings

**Enable user after registration:** Indicates if the user account is enabled immediately after the registration. You can turn this option off if you want the registered user to be approved by the administrator.

**Send welcome e-mail:** Indicates whether welcome email to user should be sent.

**Notify administrator about new registrations:** Indicates if an e-mail should be sent to the administrator. If the "Registration requires administrator's approval" setting key is checked (section Membership), the e-mail is sent to the administrator using the "New registration" e-mail template. If the "Enable user after registration" box is unchecked, the e-mail is sent to the administrator using the "Registration approval" e-mail template.

**From e-mail address:** E-mail address from which the e-mail notifications will be sent.

**To e-mail address:** E-mail address to which the e-mail notifications will be sent.

**Display message after registration:** Text that will be displayed to the newly registered user, informing him/her that the account needs to be approved by the administrator. For example: "Thank you for

your registration. Your user account needs to be approved by the administrator now.

E-mail confirmation page: Page where user will confirm his email address.

### **Conversion tracking**

Track conversion name: Conversion name used for tracking

**Additional documentation text is not provided.**

## Membership > Keep alive




This web part sends hidden requests in selected interval to keep user session alive. Whenever the web part is invisible due to setting its property session expires in the usual way.

### Timer settings

Refreshing interval:                      Sets refreshing interval

This web part sends hidden requests in selected interval to keep user session alive. Whenever the web part is invisible due to setting its property session expires in the usual way.

## Membership > On-line users

	Shows list of on-line users in given transformation.
---	--

### Content


- Transformation name: Sets the item template which should be used to displaying list of online users. You can use default transformation CMS.Root.OnLineUsers
- Path: If you enter an alias path here, only users browsing locations under this path will be taken into account.
- Select top N: Sets how many users should be selected and displayed on online users list.
- Additional info text: Sets the text which should be displayed above the list of online users. You can use following string formats {0} - all users, {1} - public users and {2} authenticated users.
- No users on-line text: Text displayed when no users are online.
- Columns: Sets the list of columns which should be loaded.

### System settings

- Cache item name: Name of the cache item. If not explicitly specified, the name is automatically created based on the control unique ID.
- Cache minutes: The number of minutes for which the content is kept in the cache until the latest version is reloaded from the database. If you specify 0, the content is not cached. If you specify -1, the site-level settings are used.
- Cache dependencies: List of the cache keys on which the cached data depend. When the cache item changes, the cache of the web part is also deleted. Each line contains one item.

**Additional documentation text is not provided.**

## Membership > Windows LiveID

	Enables Windows LiveID logon on the page.
---	---


### LiveID

Sign in text:	Text of the sign in link.
Sign out text:	Text of the sign out link.
Show sign out:	If true sign out link will be visible after sign in.
Show as button:	Buttons will be used instead of ordinary links.
Sign in image:	If set the image will work as sign in link instead of text.
Sign out image:	If set the image will work as sign out link instead of text.

**Additional documentation text is not provided.**



## Membership > Users filter




### Filter options

- |                          |                              |
|--------------------------|------------------------------|
| Button text:             | Sets the filter button text. |
| Disables filter caching: | Disables filter caching.     |

**Additional documentation text is not provided.**

## Membership > User public profile


 The icon consists of three overlapping circles: a gold one at the top, a red one at the bottom left, and a blue one at the bottom right containing a white lowercase letter 'i'.	Displays public profile of the current user or of a user defined in web part properties.
--	--

### Public profile settings

Display user:	If set public profile of this user will be shown instead of current user.
Form name:	Alternative form full name (ClassName.AlternativeFormName). Alternative form definition and layout are used if specified.
Apply visibility settings:	Indicates if field visibility should be applied on user form. User may change the field visibility on his profile page if it is enabled.
Use visibility settings from form:	This name is used if 'Apply user's visibility' is 'true' to get visibility settings of current user.
No profile text:	Text that will be displayed if no profile is found.

**Additional documentation text is not provided.**

## Membership > Users viewer

	Displays a list of site users. Displayed users can be limited using the filter section of web part properties.
---	--

### Repeater

- Transformation Name: Transformation used in the list view mode.
- AlternatingItem Transformation Name: Transformation used in the list view mode for even items.
- Separator Transformation Name: Transformation used for the separator.
- Header Transformation Name: Transformation used for the header.
- Footer Transformation Name: Transformation used for the footer.

### No data behaviour

- Hide if no record found: Indicates if content should be hidden when no record is found.
- No record found text: Text that should be displayed if no data is found.

### Filter

- Show filter: Determines if items filter is shown.
- Select only approved: Indicates if only approved items should be selected.
- Select hidden: Determines if hidden users should be shown.
- ORDER BY condition: ORDER BY part of the SELECT query.
- Select Top N members: Selects only top N items. If blank, all items are selected.
- Site name: Code name of the web site from which you want to display the content. If you leave the value empty, the content is retrieved from the current web site.
- WHERE condition: WHERE part of the SELECT query.
- Selected columns: Only selected columns will be displayed.

### Pager

- Enable paging: Indicates if displayed data should be paged.

Page size:	Number of records per page.
Paging mode:	Type of paging parameter - it can be passed either through URL (Query string) or through postback (Postback).
Querystring key:	The name of the URL parameter that will contain the current page number.
Group size:	Sets the number of pages displayed for current page range.
Display first & last automatically:	If enabled, the "go to first page" and "go to last page" buttons will be hidden when the first or last page is accessible via page number (i.e. when the number of the page is currently displayed in the pager).
Display previous & next automatically:	If enabled, the "go to previous page" and "go to next page" buttons of the pager will be displayed only where usable, i.e. they will be hidden when the first, resp. the last page is selected.
Hide pager for single page:	Sets the value that indicates whether pager should be hidden for single page.

## Pager design


Pages:	Sets transformation for page links. Use <%=# Eval("Page") %> to get current page number, <%=# Eval("PageURL") %> to get page URL or <%=# Eval("PageLink") %> to get page link.
CurrentPage:	Sets the current page transformation. Use <%=# Eval("Page") %> to get current page number, <%=# Eval("PageURL") %> to get page URL or <%=# Eval("PageLink") %> to get page link.
Page separator:	Sets transformation for separator of page links.
First page:	Sets transformation for link to the first page. Use <%=# Eval("FirstURL") %> to get link to the first page.
Last page:	Sets transformation for link to the last page. Use <%=# Eval("LastURL") %> to get link to the last page.
Previous page:	Sets transformation for link to the previous page. Use <%=# Eval("PreviousURL") %> to get link to the previous page.
Next page:	Sets transformation for link to the next page. Use <%=# Eval("NextURL") %> to get link to the next page.
Previous group:	Sets transformation for link to the previous group of pages. Use <%=# Eval("PreviousGroupURL") %> to get link to the previous group.
Next group:	Sets transformation for link to the next group of pages. Use <%=# Eval("NextGroupURL") %> to get link to the next group.
Direct page:	Sets transformation for direct page changing. Use textbox or dropdown list with ID "directPageControl" to register page change event.
Pager layout:	Sets transformation for overall pager layout.

## System settings

Cache item name:	Name of the cache item. If not explicitly specified, the name is automatically created based on the control unique ID.
Cache minutes:	The number of minutes for which the content is kept in the cache until the latest version is reloaded from the database. If you specify 0, the content is not cached. If you specify -1, the site-level settings are used.
Cache dependencies:	List of the cache keys on which the cached data depend. When the cache item changes, the cache of the web part is also deleted. Each line contains one item.

**Additional documentation text is not provided.**

## Membership > LiveID required data

	Webpart where user can join his liveid with existing user account or add some additional information.
---	---

- |                             |  |
|-----------------------------|--|
| Allow forms authentication: | Indicates whether liveid user can set password and so have two ways of logging in. |
| Allow existing user:        | If checked user can join his liveid with already existing account.                 |
| Default target URL:         | URL of the page where the user should be redirected if no return URL is passed.    |
| Hide for no Live ID:        | Webpart is hidden if the request is not LiveID logon.                              |

### Extended settings


- |   |  |
|---|--|
| Send welcome e-mail:                          | Indicates whether welcome email to user should be sent.  |
| Notify administrator about new registrations: | Indicates if an e-mail should be sent to the administrator. If the "Enable user after registration" box is checked, the e-mail is sent to the administrator using the "New registration" e-mail template. If the "Enable user after registration" box is unchecked, the e-mail is sent to the administrator using the "Registration approval" e-mail template. |
| From e-mail address:                          | E-mail address from which the e-mail notifications will be sent.   |
| To e-mail address:                            | E-mail address to which the e-mail notifications will be sent.   |
| Display message after registration:           | Text that will be displayed to the newly registered user, informing him/her that the account needs to be approved by the administrator. For example: "Thank you for your registration. Your user account needs to be approved by the administrator now."   |
| E-mail confirmation page:                     | Page where user will confirm his email address.  |

### Conversion tracking

- |                        |                                   |
|------------------------|-----------------------------------|
| Track conversion name: | Conversion name used for tracking |
|------------------------|-----------------------------------|

**Additional documentation text is not provided.**

## Membership > OpenID logon

	<p>The webpart allows users to log in web site via their OpenIDs. Please also note that OpenID authentication is not working on Medium Trust environment.</p>
---	---

### OpenID

**Providers:** Providers used for OpenID login. Each provider must be specified on a single line. Total number of 3 parameters should be included for each provider: 1 - provider display name, 2 - provider login URL, 3 - provider icon name placed in ~/CMSWebParts/Membership/OpenID/OpenID\_files/ folder. Each parameter must be separated by '|'. Third parameter is optional and if not supplied then default OpenID icon will be displayed. Provided URL must be login URL for OpenID provider. If username (or blog name, user id, etc.) is part of the URL then use ##username## macro to replace username part of URL. Example: myOpenID|<http://##username##.myopenid.com/>|myopenid.ico

**Display textbox:** Indicates if OpenID provider textbox should be visible. If disabled then only login button will be visible.

### Sign in/out

**Sign in text:** Text of the sign in link.

**Sign out text:** Text of the sign out link.

**Show sign out:** If true sign out link will be visible after sign in.

**Show as button:** Buttons will be used instead of ordinary links.

**Sign in image:** Image specified by URL will be used as image button if no "Sign in text" is specified.

**Sign out image:** Image specified by URL will be used as image button if no "Sign out text" is specified.

### Required data for new users

**Birth Date:** Indicates if birthdate should be requested in the registration process.

**Country:** Indicates if country should be requested in the registration process.

**E-mail:** Indicates if e-mail should be requested in the registration process.

**FullName:** Indicates if full name should be requested in the registration process.

**Gender:** Indicates if gender should be requested in the registration process.

**Language:** Indicates if language should be requested in the registration process.


**Nickname:** Indicates if nickname should be requested in the registration process.

PostalCode: Indicates if postal code should be requested in the registration process.

TimeZone: Indicates if time zone should be requested in the registration process.

**Additional documentation text is not provided.**

## Membership > OpenID required data

	Webpart where user can join his OpenID with existing user account or add some additional information and create a new one. Please also note that OpenID is not working on Medium Trust environment.
---	---

- |                             |  |
|-----------------------------|--|
| Allow forms authentication: | Indicates whether OpenID user can set password and so have two ways of logging in. |
| Allow existing user:        | If checked user can join his OpenID with already existing account.                 |
| Default target URL:         | URL of the page where the user should be redirected if no return URL is passed.    |
| Hide for no OpenID:         | Webpart is hidden if the request doesn't contain OpenID data.                      |

### Extended settings

- |   |  |
|---|--|
| Send welcome e-mail:                          | Indicates whether welcome email to user should be sent.  |
| Notify administrator about new registrations: | Indicates if an e-mail should be sent to the administrator.  |
| From e-mail address:                          | E-mail address from which the e-mail notifications will be sent.   |
| To e-mail address:                            | E-mail address to which the e-mail notifications will be sent.   |
| Display message after registration:           | Text that will be displayed to the newly registered user, informing him/her that the account needs to be approved by the administrator. For example: "Thank you for your registration. Your user account needs to be approved by the administrator now." |
| E-mail confirmation page:                     | Page where user will confirm his email address.  |

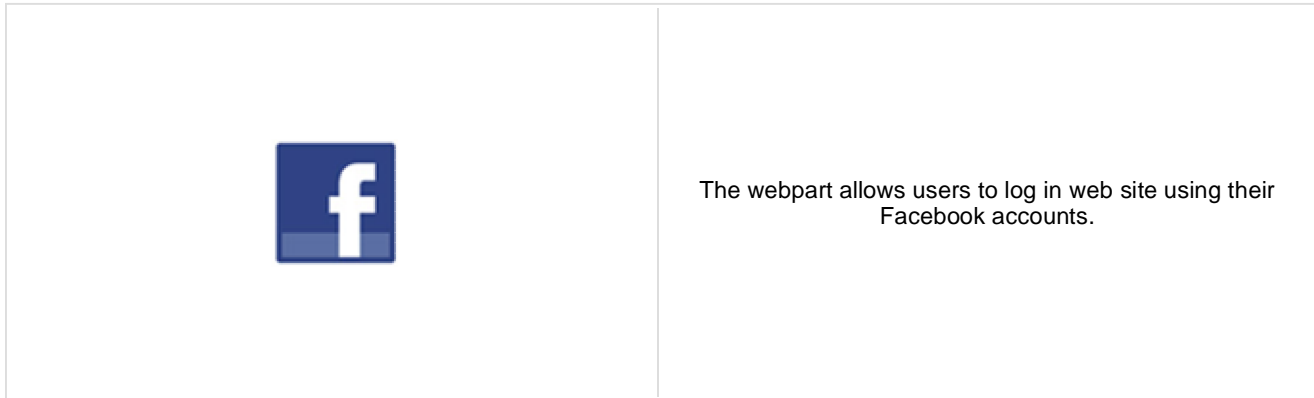
### Conversion tracking

- |                        |                                    |
|------------------------|------------------------------------|
| Track conversion name: | Conversion name used for tracking. |
|------------------------|------------------------------------|

**Additional documentation text is not provided.**



## Membership > Facebook Connect logon



### Facebook button


- Sign in text: Text of the sign in link.
- Size: Specifies the size of the button.
- Length: Specifies which text label to use on a button with size specified as small, medium, large, or xlarge. Specify short for the text label "Connect" only or long for the text label "Connect with Facebook".
- Use latest version: Check this box if you want to use the latest Facebook Connect login buttons. Don't check this box if you need to use the original Facebook Connect login buttons

### Sign in/out

- Show sign out: If true sign out link will be visible after sign in.
- Sign out text: Text of the sign out link.
- Show as button: Buttons will be used instead of ordinary links.
- Sign out image: Image specified by URL will be used as image button if no "Sign out text" is specified.

**Additional documentation text is not provided.**

## Membership > Facebook Connect required data

	Webpart where user can join her Facebook account with existing user account or add some additional information.
---	---

- Allow forms authentication: Indicates whether Facebook user can set password and so have two ways of logging in.
- Allow existing user: If checked user can join her facebook account with already existing account.
- Default target URL: URL of the page where the user should be redirected if no return URL is passed.
- Hide for no Facebook user ID: Webpart is hidden if the request is not Facebook Connect logon.

### Extended settings


- Send welcome e-mail: Indicates whether welcome email to user should be sent.
- Notify administrator about new registrations: Indicates if an e-mail should be sent to the administrator. If the "Enable user after registration" box is checked, the e-mail is sent to the administrator using the "New registration" e-mail template. If the "Enable user after registration" box is unchecked, the e-mail is sent to the administrator using the "Registration approval" e-mail template.
- From e-mail address: E-mail address from which the e-mail notifications will be sent.
- To e-mail address: E-mail address to which the e-mail notifications will be sent.
- Display message after registration: Text that will be displayed to the newly registered user, informing him/her that the account needs to be approved by the administrator. For example: "Thank you for your registration. Your user account needs to be approved by the administrator now."
- E-mail confirmation page: Page where user will confirm his email address.

### Conversion tracking

- Track conversion name: Conversion name used for tracking

**Additional documentation text is not provided.**

## Message board > Message board

	Displays the list of the messages with the dialog to add a new message to the board. Board is either public or owned by the user.
---	---

### Display

Message transformation:	Transformation used in the list view mode.
Enable edit:	Indicates whether the message EDIT button should be displayed.
Enable delete:	Indicates whether the message DELETE button should be displayed.
Enable approve:	Indicates whether the message APPROVE button should be displayed.
Enable reject:	Indicates whether the message REJECT button should be displayed.
No messages text:	The text displayed by message board when no message is found.

### New board settings

Display name:	Board display name. You can also use macros for the name. This property is only applied when the first message is posted. You can later change the properties in CMS Desk -> Tools -> Message boards.
Message board owner:	Specifies the owner of newly created message board. This property cannot be changed once the board is created.
Access:	Specifies the message board security access level. This property is only applied when the first message is posted. You can later change the properties in CMS Desk -> Tools -> Message boards.
Authorized roles:	Default roles authorized for the newly created message board. This property is only applied when the first message is posted. You can later change the properties in CMS Desk -> Tools -> Message boards.
Moderators:	Default moderators for the newly created message board. This property is only applied when the first message is posted. You can later change the properties in CMS Desk -> Tools -> Message boards.
Moderated:	Indicates whether the board is moderated or not. This property is only applied when the first message is posted. You can later change the properties in CMS Desk -> Tools -> Message boards.
Require e-mail addresses:	Indicates whether the board message requires e-mail address. This property is only applied when the first message is posted. You can later change the properties in CMS Desk -> Tools -> Message boards.
Use security code:	Indicates whether the board uses the security CAPTCHA feature. This property is only applied when the first message is posted. You can later change the properties in CMS Desk -> Tools -> Message boards.
Open:	Indicates whether the board is opened. This property is only applied when the first message is posted. You can later change the properties in CMS Desk -> Tools -> Message boards.
Open from:	Board opening date. This property is only applied when the first message is posted. You can later change the properties in CMS Desk -> Tools -> Message boards.

Open to:	Board closing date. This property is only applied when the first message is posted. You can later change the properties in CMS Desk -> Tools -> Message boards.
Enable subscriptions:	Indicates whether the subscription feature should be enabled. This property is only applied when the first message is posted. You can later change the properties in CMS Desk -> Tools -> Message boards.
Unsubscription URL:	URL of the page used to unsubscribe from the subscribed message board. If it is not specified, default unsubscription URL from SiteManager -> Settings is used. This property is only applied when the first message is posted. You can later change the properties in CMS Desk -> Tools -> Message boards.
Board base URL:	URL used as the URL base of links to message boards in notification e-mails. If empty, value from Site Manager -> Settings -> Message boards -> Board base URL will be used. If that property is empty too, message boards can not be placed on pages with wildcard URLs.

## Content rating


Enable content rating:	Enables content rating feature.
Rating type:	Specifies the type of content rating control.
Max rating value:	Specifies the maximum content rating value available.

## Security

Check permissions:	Indicates if permissions should be checked for the displayed content and only the documents for which the current user has the "read" permission should be displayed.
Enable anonymous read:	Indicates whether the anonymous read is enabled

**Additional documentation text is not provided.**

## Message board > Message board viewer

	Displays the list of messages from all message boards on the specified site according to the given WHERE condition.
---	---

### Repeater

- Transformation name: Sets the transformation name.
- AlternatingItem Transformation Name: Transformation used in the list view mode for even items.
- Separator Transformation Name: Transformation used for the separator.
- Header Transformation Name: Transformation used for the header.
- Footer Transformation Name: Transformation used for the footer.

### Filter

- Display only approved: Indicates if only approved items should be selected.
- Order By: Sets ORDER BY condition.
- Top N: Selects top N items.
- Site name: Name of the site from which the messages should be displayed.
- Where condition: Sets WHERE condition.
- Selected columns: Only selected columns will be displayed.
- Filter name: Filter name of external filter connected to this web part.

### No data behaviour

- Hide if no record found: Indicates if content should be hidden when no record is found.
- No record found text: Text that should be displayed if no data is found.

### Pager

- Hide pager for single page: Sets the value that indicates whether pager should be hidden for single page.
- Page size: Number of records per page.

Group size:	Sets the number of pages displayed for current page range.
Paging mode:	Type of paging parameter - it can be passed either through URL (Query string) or through postback (Postback).
Querystring key:	The name of the URL parameter that will contain the current page number.
Display first & last automatically:	If enabled, the "go to first page" and "go to last page" buttons will be hidden when the first or last page is accessible via page number (i.e. when the number of the page is currently displayed in the pager).
Display previous & next automatically:	If enabled, the "go to previous page" and "go to next page" buttons of the pager will be displayed only where usable, i.e. they will be hidden when the first, resp. the last page is selected.

## Pager design


Pages:	Sets transformation for page links. Use <## Eval("Page") %> to get current page number, <## Eval("PageURL") %> to get page URL or <## Eval("PageLink") %> to get page link.
Current page:	Sets the current page transformation. Use <## Eval("Page") %> to get current page number, <## Eval("PageURL") %> to get page URL or <## Eval("PageLink") %> to get page link.
Page separator:	Sets transformation for separator of page links.
First page:	Sets transformation for link to the first page. Use <## Eval("FirstURL") %> to get link to the first page.
Last page:	Sets transformation for link to the last page. Use <## Eval("LastURL") %> to get link to the last page.
Previous page:	Sets transformation for link to the previous page. Use <## Eval("PreviousURL") %> to get link to the previous page.
Next page:	Sets transformation for link to the next page. Use <## Eval("NextURL") %> to get link to the next page.
Previous group:	Sets transformation for link to the previous group of pages. Use <## Eval("PreviousGroupURL") %> to get link to the previous group.
Next group:	Sets transformation for link to the next group of pages. Use <## Eval("NextGroupURL") %> to get link to the next group.
Direct page:	Sets transformation for direct page changing. Use textbox or dropdown list with ID "directPageControl" to register page change event.
Pager layout:	Sets transformation for overall pager layout.

## System settings

Cache item name:	Name of the cache item. If not explicitly specified, the name is automatically created based on the control unique ID.
Cache minutes:	The number of minutes for which the content is kept in the cache until the latest version is reloaded from the database. If you specify 0, the content is not cached. If you specify -1, the site-level settings are used.
Cache dependencies:	List of the cache keys on which the cached data depend. When the cache item changes, the cache of the web part is also deleted. Each line contains one item.

**Additional documentation text is not provided.**

## Message board > Message board unsubscription


	Displays a confirmation that the user has been successfully unsubscribed from the message board. The subscription is specified by the GUID parameter in the URL.
---	--

### Dialog

Confirmation text: Text displayed to the user when she is successfully unsubscribed. For example: "You've been unsubscribed."

You can modify the design using standard CSS styles, skin file, or by modifying the **CMSWebParts\MessageBoards\MessageBoardUnsubscription.ascx** file.

## Messaging > Inbox

	<p>The Inbox web part displays recieved messages for current user.</p>
---	--


### Design

Page size:	Number of records per page.
No record found text:	Text that should be displayed if no data is found.
Paste original message:	Indicates if original message text should be included in the response text.
Show original message:	Indicates if original message text should be displayed when replying.

**Additional documentation text is not provided.**



## Messaging > Send message

	<p>The Send message web part allows user to send messages. Even anonymous user can send messages.</p>
---	---

### Design

Allow anonymous users:	Indicates if anonymous users can send messages.
Allow anonymous users to select recipient:	Determines if anonymous recipients will be allowed.
Default recipient of the message:	Default message recipient. PLEASE NOTE: If a recipient is entered in this field, no other recipients can be chosen, no matter how the other properties of this web part are set.

**Additional documentation text is not provided.**

## Messaging > Outbox


	<p>The Outbox web part displays sent messages for current user.</p>
---	---

### Design

Page size:	Number of records per page.
No record found text:	Text that should be displayed if no data is found.
Show original message:	Indicates if original message should be shown.

**Additional documentation text is not provided.**

## Messaging > Contact list

	<p>The Contact list web part allows users to manage their contact list.</p>
---	---

### Design

- |                       |  |
|-----------------------|--|
| Page size:            | Number of records per page.                        |
| No record found text: | Text that should be displayed if no data is found. |

**Additional documentation text is not provided.**



## Messaging > My messages



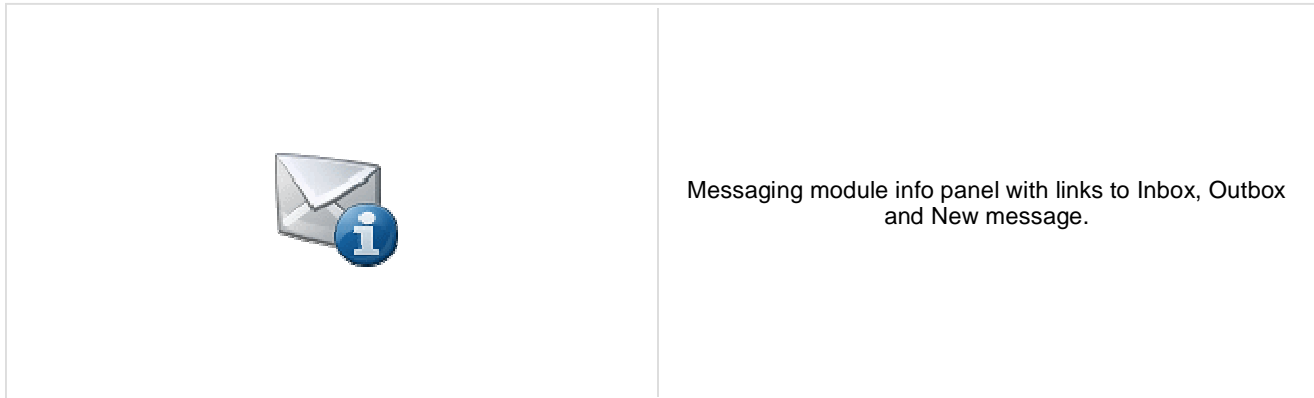
The My messages web part provides user the possibility of managing recieved and sent messages. User can also manage his contact and ignore list.

### Design

Tabs css class:	CSS class used for the tabs.
Display inbox:	Indicates if "Inbox" should be displayed to the user.
Display outbox:	Indicates if "Outbox" should be displayed to the user.
Display contact list:	Indicates if "Contact list" should be displayed to the user.
Display ignore list:	Indicates if "Ignore list" should be displayed to the user.
Not authenticated message:	Sets the message which should be displayed for public users

**Additional documentation text is not provided.**

## Messaging > Messaging info panel



### Messaging properties

Show Inbox:	Indicates if 'Inbox' link should be displayed.
Inbox link URL:	URL to the page where Inbox web part is located.
Inbox label:	Label which will be used for 'Inbox' link. Leave blank if you want to use default value.
Show unread messages count:	Indicates if number of unread messages should be displayed in parentheses.
Show Outbox:	Indicates if 'Outbox' link should be displayed.
Outbox link URL:	URL to the page where Outbox web part is located.
Outbox label:	Label which will be used for 'Outbox' link. Leave blank if you want to use default value.
Show new message:	Indicates if 'New message' link should be displayed.
New message link URL:	URL to the page where Send message web part is located.
New message label:	Label which will be used for 'New message' link. Leave blank if you want to use default value.
Link separator:	Text separator which will be used between links.

**Additional documentation text is not provided.**

# Microsoft SharePoint > SharePoint data source

	<p>This data source webpart enables to retrieve some of the data on SharePoint server. It uses web services(Lists.asmx, Imaging.asmx).</p>
---	--

## Sharepoint

- SharePoint site URL:** URL of the SharePoint site or possibly direct webservice URL (Eg. Lists.asmx, Imaging.asmx). If only the site URL is entered then webservice used for data retrieval is automatically determined by mode.
- Username:** Username for web service authentication. If empty(with password) CMS settings will be used instead.
- Password:** Password for web service authentication. If empty(with username) CMS settings will be used instead.
- List name:** Name of the SharePoint list(or picture library) from which should be list items/pictures displayed. Case sensitive!
- Mode:** Defines webpart behavior. For work with list you should use Lists.asmx service, for work with pictures use Imaging.asmx service. Usage of some webpart settings may vary based on mode.

## Display

- Selected item querystring key name:** Indicates if item should be selected based on presence of this key in querystring.
- Selected item field name:** Determines which field is used for selecting item. Case sensitive!
- Selected item field type:** You can specify type of itemID field. Two basic types are Text (for string values) or Counter (for ID). More info on <http://msdn.microsoft.com/en-us/library/ms437580.aspx>
- Dataset fields:** If usage of dataset is enabled, you can specify which fields should be taken as dataset columns. If empty, all fields will be used.

## Advanced

- Row limit:** Specify number to limit row count
- Query:** Allows filter/order rows. It is CAML format. Query can look like `<Query><Where><Eq><FieldRef Name="ID" /><Value Type="Counter">1</Value></Eq></Where></Query>` More info on <http://msdn.microsoft.com/en-us/library/dd586530.aspx>
- View fields:** Names of fields which should be retrieved. If empty all field are retrieved. Note: Some fields may be retrieved always.

## Debug

- Show raw response:** CAML response can be displayed for debugging purposes. You can use it to find valuable attributes.


## System settings

Cache minutes:	The number of minutes for which the content is kept in the cache until the latest version is reloaded from the database. If you specify 0, the content is not cached. If you specify -1, the site-level settings are used.
Cache item name:	Name of the cache item. If not explicitly specified, the name is automatically created based on the control unique ID.
Cache dependencies:	List of the cache keys on which the cached data depend. When the cache item changes, the cache of the web part is also deleted. Each line contains one item.

**Additional documentation text is not provided.**



# Microsoft SharePoint > SharePoint repeater

	<p>This webpart enables to retrieve and display some of the data on SharePoint server. It uses web services(Lists.asmx, Imaging.asmx).</p>
---	--

## Sharepoint

- SharePoint site URL:** URL of the SharePoint site or possibly direct webservice URL (Eg. Lists.asmx, Imaging.asmx). If only the site URL is entered then webservice used for data retrieval is automatically determined by mode.
- Username:** Username for web service authentication. If empty(with password) CMS settings will be used instead.
- Password:** Password for web service authentication. If empty(with username) CMS settings will be used instead.
- List name:** Name of the SharePoint list(or picture library) from which should be list items/pictures displayed. Case sensitive.
- Mode:** Defines webpart behavior. For work with list you should use Lists.asmx service, for work with pictures use Imaging.asmx service. Usage of some webpart settings may vary based on mode.

## Transformations

- Transformation:** Transformation used for displaying data. Ordinary transformation should be used with dataset or you can use XSLT for transforming CAML directly to HTML.
- Alternating transformation name:** Transformation used in the list view mode for even items.
- Item separator transformation name:** Transformation used for the separator.
- Header transformation name:** Transformation used for the header.
- Footer transformation name:** Transformation used for the footer.
- Selected item transformation:** Transformation used in the detail view mode.
- Selected item header transformation:** Sets the header transformation for selected item
- Selected item footer transformation:** Sets the footer transformation for selected item

## Display

- Selected item querystring key name:** Indicates if item should be selected based on presence of this key in querystring.
- Selected item field name:** Determines which field is used for selecting item. Case sensitive!
- Selected item field type:** You can specify type of itemID field. Two basic types are Text (for string values) or Counter (for ID). More info on <http://msdn.microsoft.com/en-us/library/ms437580.aspx>
- Use dataset:** If enabled, the ASP repeater will be used with classic ASCX transformation. If disabled the data are processed by XSLT.

Dataset fields: If usage of dataset is enabled, you can specify which fields should be taken as dataset columns. If empty, all fields will be used.

## Advanced

Row limit: Specify number to limit row count

Query: Allows filter/order rows. It is CAML format. Query can look like `<Query><Where><Eq><FieldRef Name="ID" /><Value Type="Counter">1</Value></Eq></Where></Query>` More info on <http://msdn.microsoft.com/en-us/library/dd586530.aspx>

View fields: Names of fields which should be retrieved. If empty all field are retrieved. Note: Some fields may be retrieved always.

## Debug

Show raw response: CAML response can be displayed for debugging purposes. You can use it to find valuable attributes.

## No data behaviour

Hide if no record found: Indicates if content should be hidden when no record is found.

No record found text: Text that should be displayed if no data is found.

## Pager

Page size: Number of records per page.

Paging mode: Type of paging parameter - it can be passed either through URL (Query string) or through postback (Postback).

Querystring key: The name of the URL parameter that will contain the current page number.

Group size: Sets the number of pages displayed for current page range.

Display first & last automatically: If enabled, the "go to first page" and "go to last page" buttons will be hidden when the first or last page is accessible via page number (i.e. when the number of the page is currently displayed in the pager).

Display previous & next automatically: If enabled, the "go to previous page" and "go to next page" buttons of the pager will be displayed only where usable, i.e. they will be hidden when the first, resp. the last page is selected.

Hide pager for single page: Sets the value that indicates whether pager should be hidden for single page.

## Pager design

Pages transformation: Sets transformation for page links. Use `<%=# Eval("Page") %>` to get current page number, `<%=# Eval("PageURL") %>` to get page URL or `<%=# Eval("PageLink") %>` to get page link.

Current page transformation: Sets the current page transformation. Use `<%=# Eval("Page") %>` to get current page number, `<%=# Eval("PageURL") %>` to get page URL or `<%=# Eval("PageLink") %>` to get page link.

Page separator transformation: Sets transformation for separator of page links.

First page transformation: Sets transformation for link to the first page. Use `<%=# Eval("FirstURL") %>` to get link to the first page.

Last page transformation: Sets transformation for link to the last page. Use `<%=# Eval("LastURL") %>` to get link to the last page.

Previous page transformation: Sets transformation for link to the previous page. Use `<%=# Eval("PreviousURL") %>` to get link to the previous page.

Next page transformation: Sets transformation for link to the next page. Use `<%=# Eval("NextURL") %>` to get link to the next page.


Previous group transformation:	Sets transformation for link to the previous group of pages. Use <%=# Eval ("PreviousGroupURL") %> to get link to the previous group.
Next group transformation:	Sets transformation for link to the next group of pages. Use <%=# Eval ("NextGroupURL") %> to get link to the next group.
Direct page:	Sets transformation for direct page changing. Use textbox or dropdown list with ID "directPageControl" to register page change event.
Pager layout transformation:	Sets transformation for overall pager layout.

## System settings

Cache minutes:	The number of minutes for which the content is kept in the cache until the latest version is reloaded from the database. If you specify 0, the content is not cached. If you specify -1, the site-level settings are used.
Cache item name:	Name of the cache item. If not explicitly specified, the name is automatically created based on the control unique ID.
Cache dependencies:	List of the cache keys on which the cached data depend. When the cache item changes, the cache of the web part is also deleted. Each line contains one item.

**Additional documentation text is not provided.**

# Microsoft SharePoint > SharePoint datalist

	<p>This webpart enables to retrieve and display some of the data on SharePoint server. It uses web services(Lists.asmx, Imaging.asmx). Inner datalist control displays can display data in multiple rows/columns.</p>
---	---

## Sharepoint

- SharePoint site URL:** URL of the SharePoint site or possibly direct webservice URL (Eg. Lists.asmx, Imaging.asmx). If only the site URL is entered then webservice used for data retrieval is automatically determined by mode.
- Username:** Username for web service authentication. If empty(with password) CMS settings will be used instead.
- Password:** Password for web service authentication. If empty(with username) CMS settings will be used instead.
- List name:** Name of the SharePoint list(or picture library) from which should be list items/pictures displayed. Case sensitive.
- Mode:** Defines webpart behavior. For work with list you should use Lists.asmx service, for work with pictures use Imaging.asmx service. Usage of some webpart settings may vary based on mode.

## Transformations

- Transformation name:** Transformation used in the list view mode.
- Alternating transformation name:** Transformation used in the list view mode for even items.
- Item separator transformation name:** Transformation used for the separator.
- Header transformation name:** Transformation used for the header.
- Footer transformation name:** Transformation used for the footer.
- Selected item transformation name:** The transformation for the selected item in the datalist.
- Selected item header transformation:** Sets the header transformation for selected item
- Selected item footer transformation:** Sets the footer transformation for selected item

## Display

- Selected item querystring key name:** Indicates if item should be selected based on presence of this key in querystring.
- Selected item field name:** Determines which field is used for selecting item. Case sensitive!
- Selected item field type:** You can specify type of itemID field. Two basic types are Text (for string values) or Counter (for ID). More info on <http://msdn.microsoft.com/en-us/library/ms437580.aspx>
- Use dataset:** If enabled, the ASP repeater will be used with classic ASCX transformation. If disabled the data are processed by XSLT.

Dataset fields: If usage of dataset is enabled, you can specify which fields should be taken as dataset columns. If empty, all fields will be used.

## Advanced

Row limit: Specify number to limit row count

Query: Allows filter/order rows. It is CAML format. Query can look like `<Query><Where><Eq><FieldRef Name="ID" /><Value Type="Counter">1</Value></Eq></Where></Query>` More info on <http://msdn.microsoft.com/en-us/library/dd586530.aspx>

View fields: Names of fields which should be retrieved. If empty all field are retrieved. Note: Some fields may be retrieved always.

## Debug

Show raw response: CAML response can be displayed for debugging purposes. You can use it to find valuable attributes.

## Layout

Repeat columns: Number of columns displayed on the live site.

Repeat direction: Direction in which the items should be displayed when more than one columns are used - either vertical or horizontal.

Repeat layout: Layout of the control - either tables or flow layout (without any predefined structure).

## No data behaviour

Hide if no record found: Indicates if content should be hidden when no record is found.

No record found text: Text that should be displayed if no data is found.

## Pager

Page size: Number of records per page.

Paging mode: Type of paging parameter - it can be passed either through URL (Query string) or through postback (Postback).

Querystring key: The name of the URL parameter that will contain the current page number.

Group size: Sets the number of pages displayed for current page range.

Display first & last automatically: If enabled, the "go to first page" and "go to last page" buttons will be hidden when the first or last page is accessible via page number (i.e. when the number of the page is currently displayed in the pager).

Display previous & next automatically: If enabled, the "go to previous page" and "go to next page" buttons of the pager will be displayed only where usable, i.e. they will be hidden when the first, resp. the last page is selected.

Hide pager for single page: Sets the value that indicates whether pager should be hidden for single page.

## Pager design

Pages transformation: Sets transformation for page links. Use `<%=# Eval("Page") %>` to get current page number, `<%=# Eval("PageURL") %>` to get page URL or `<%=# Eval("PageLink") %>` to get page link.

Current page transformation: Sets the current page transformation. Use `<%=# Eval("Page") %>` to get current page number, `<%=# Eval("PageURL") %>` to get page URL or `<%=# Eval("PageLink") %>` to get page link.

Page separator transformation: Sets transformation for separator of page links.

First page transformation:	Sets transformation for link to the first page. Use <%# Eval("FirstURL") %> to get link to the first page.
Last page transformation:	Sets transformation for link to the last page. Use <%# Eval("LastURL") %> to get link to the last page.
Previous page transformation:	Sets transformation for link to the previous page. Use <%# Eval("PreviousURL") %> to get link to the previous page.
Next page transformation:	Sets transformation for link to the next page. Use <%# Eval("NextURL") %> to get link to the next page.
Previous group transformation:	Sets transformation for link to the previous group of pages. Use <%# Eval("PreviousGroupURL") %> to get link to the previous group.
Next group transformation:	Sets transformation for link to the next group of pages. Use <%# Eval("NextGroupURL") %> to get link to the next group.
Direct page:	Sets transformation for direct page changing. Use textbox or dropdown list with ID "directPageControl" to register page change event.
Pager layout transformation:	Sets transformation for overall pager layout.

## System settings

Cache minutes:	The number of minutes for which the content is kept in the cache until the latest version is reloaded from the database. If you specify 0, the content is not cached. If you specify -1, the site-level settings are used.
Cache item name:	Name of the cache item. If not explicitly specified, the name is automatically created based on the control unique ID.
Cache dependencies:	List of the cache keys on which the cached data depend. When the cache item changes, the cache of the web part is also deleted. Each line contains one item.

**Additional documentation text is not provided.**

# Microsoft SharePoint > SharePoint datagrid

	Displays a grid with data retrieved from SharePoint server. It uses web services(Lists.asmx, Imaging.asmx).
---	---

## Sharepoint

- SharePoint site URL:** URL of the SharePoint site or possibly direct webservice URL (Eg. Lists.asmx, Imaging.asmx). If only the site URL is entered then webservice used for data retrieval is automatically determined by mode.
- Username:** Username for web service authentication. If empty(with password) CMS settings will be used instead.
- Password:** Password for web service authentication. If empty(with username) CMS settings will be used instead.
- List name:** Name of the SharePoint list(or picture library) from which should be list items/pictures displayed. Case sensitive.
- Mode:** Defines webpart behavior. For work with list you should use Lists.asmx service, for work with pictures use Imaging.asmx service. Usage of some webpart settings may vary based on mode.

## Advanced

- Row limit:** Specify number to limit row count
- Query:** Allows filter/order rows. It is CAML format. Query can look like `<Query><Where><Eq><FieldRef Name="ID" /><Value Type="Counter">1</Value></Eq></Where></Query>` More info on <http://msdn.microsoft.com/en-us/library/dd586530.aspx>
- View fields:** Names of fields which should be retrieved. If empty all field are retrieved. Note: Some fields may be retrieved always.

## Debug

- Show raw response:** CAML response can be displayed for debugging purposes. You can use it to find valuable attributes.

## Design

- Columns:** You can specify which fields(columns) should be taken as dataset columns (separate by ;). If empty, all fields will be used.
- Header columns names:** Allows to enter proper column name which will be displayed in header. Separate by ;.
- Show header:** Indicates if header should be shown.
- Tool tip:** Tool tip displayed when the table is mouse-overed.
- Skin ID:** Skin ID.

## No data behaviour

Hide if no record found:	Indicates if content should be hidden when no record is found.
No record found text:	Text that should be displayed if no data is found.

## Paging

Enable paging:	Indicates if displayed data should be paged.
Page size:	Number of records per page.
Pager style:	You can choose between Previous/Next buttons and page numbers.

## Sorting

Enable sorting:	Indicates if sorting should be used.
Sort ascending:	Indicates if the default sorting should be ascending.
Default sort field:	Name of the field that will be used for sorting by default.
Set first page after change sorting:	Indicates if after sorting change should be displayed first page or current page.

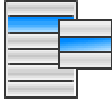
## System settings

Cache minutes:	The number of minutes for which the content is kept in the cache until the latest version is reloaded from the database. If you specify 0, the content is not cached. If you specify -1, the site-level settings are used.
Cache item name:	Name of the cache item. If not explicitly specified, the name is automatically created based on the control unique ID.
Cache dependencies:	List of the cache keys on which the cached data depend. When the cache item changes, the cache of the web part is also deleted. Each line contains one item.

**Additional documentation text is not provided.**



## Navigation > Drop-down menu

	<p>The Drop-down menu web part displays a menu including sub-menus that open on mouse-over. It uses JavaScript, tables and it can be designed using CSS styles. You can choose between horizontal and vertical layout.</p>
---	--

### Content

- Path:** Path of the documents to be displayed.
- Highlighted document path:** Path of the item that will be highlighted like it was selected.

### Content filter

- Document types:** Types of documents that should be displayed, separated with a semicolon (;). The \* wildcard can be used as a substitute for a random sequence of characters (e.g. CMS.Product.\* for CMSProduct.Camera;CMSProduct.CellPhone;CMSProduct.Computer... etc.).
- Combine with default culture:** Indicates if default language version of the document should be displayed if the document is not translated to the current language.
- Culture code:** Culture version of the displayed content.
- Maximum nesting level:** Maximum nesting level. It specifies the number of sub-levels in the content tree that should be included in the displayed content.
- ORDER BY expression:** ORDER BY part of the SELECT query.
- Select only published:** Indicates if only published documents should be displayed.
- Site name:** Code name of the web site from which you want to display the content. If you leave the value empty, the content is retrieved from the current web site.
- WHERE condition:** WHERE part of the SELECT query.
- Columns:** You can specify which data columns should be retrieved from database and used in the webpart. If empty, default columns are used. If you enter '\*', all columns are retrieved.
- Filter name:** Filter name of external filter connected to this web part.

### Design

- CSS prefix:** Prefix used for CSS class names. This property allows you to set up different CSS styles for particular menu levels.
- Cursor:** Type of the cursor displayed when the user mouse-overs the menu.
- Highlight all items in path:** Indicates if the highlighted item should be displayed as a link.
- External script path:** Path of the CMSMenu JavaScript file. You will use it only if want to use a customized JavaScript file.
- Layout:** Menu layout - horizontal or vertical.

Render item name:	Indicates if item names should be rendered in the HTML code.
Render image alt:	Indicates if ALT attribute should be rendered for images used in the menu (for XHTML compatibility).
Padding:	Padding of the menu table element.
Spacing:	Spacing of the menu table element.
Submenu indicator image:	Path of the image that should be used as a sub-menu indicator for menu items that contain sub-items.
Use alternating styles:	Indicates if odd and even items should have different styles.
Use item images for highlighted item:	Indicates if highlighted images is not specified, use item image if exist.
Apply menu design:	Indicates if the CSS styles from document settings should be used.
Enable RTL behaviour:	Indicates if the multilingual support should be enabled or not.
Enable mouse up/down class:	Indicates if the menu should render different CSS classes for mouse-up and mouse-down events.
Word wrap:	Indicates if the words should be wrapped or not.
Encode menu caption:	Indicates if menu caption should be HTML encoded.

### Menu item separator

Separator CSS class:	CSS class of the separator cell (TD element).
Separator height:	Height of the separator between menu items.
Separator text:	Text of the separator rendered between menu items of the first menu level.

### No data behavior


Hide if no record found:	Indicates if content should be hidden when no record is found.
ZeroRowsText:	Text that should be displayed if no data is found.

### System settings

Check permissions:	Indicates if permissions should be checked for the displayed content and only the documents for which the current user has the "read" permission should be displayed.
Cache item name:	Name of the cache item. If not explicitly specified, the name is automatically created based on the control unique ID.
Cache minutes:	The number of minutes for which the content is kept in the cache until the latest version is reloaded from the database. If you specify 0, the content is not cached. If you specify -1, the site-level settings are used.
Cache dependencies:	List of the cache keys on which the cached data depend. When the cache item changes, the cache of the web part is also deleted. Each line contains one item.

**Additional documentation text is not provided.**

## Navigation > Tree menu

	<p>The Tree menu web part renders a hierarchical menu reflecting the content tree structure.</p>
---	--

### Content

- Path:** Path of the documents to be displayed.
- Highlighted document path:** Alias path of the node that should be selected in the menu. If you do not specify any value, the current path is used.

### Content filter

- Document types:** Types of documents that should be displayed, separated with a semicolon (;). The \* wildcard can be used as a substitute for a random sequence of characters (e.g. CMS.Product.\* for CMSProduct.Camera;CMSProduct.CellPhone;CMSProduct.Computer... etc.).
- Combine with default culture:** Indicates if default language version of the document should be displayed if the document is not translated to the current language.
- Culture code:** Culture version of the displayed content.
- Maximum nesting level:** Maximum nesting level. It specifies the number of sub-levels in the content tree that should be included in the displayed content.
- ORDER BY expression:** ORDER BY part of the SELECT query.
- Select only published:** Indicates if only published documents should be displayed.
- Site name:** Code name of the web site from which you want to display the content. If you leave the value empty, the content is retrieved from the current web site.
- WHERE condition:** WHERE part of the SELECT query.
- Columns:** You can specify which data columns should be retrieved from database and used in the webpart. If empty, default columns are used. If you enter '\*', all columns are retrieved.
- Filter name:** Filter name of external filter connected to this web part.

### Design

- Generate unique IDs:** Indicates whether the item id prefix is set up automatically with according to control client id. If this property is true, the property ItemIdPrefix has no effect.
- Item ID prefix:** Prefix placed before each item ID. You can use it to keep ID's unique if you have several Tree Menus menu web parts on the same page.
- Cell padding:** Cell padding of the table representing menu.
- Cell spacing:** Cell spacing of the table representing menu.
- Collapse selected item on click:** Indicates if the selected section of menu should be collapsed when it's clicked.

CSS prefix:	Prefix used for CSS class names. This property allows you to set up different CSS styles for particular menu levels.
Display highlighted item as link:	Indicates if the highlighted item should be displayed as a link.
Generate indentation inside link:	Indicates if indentation spaces should be generated inside hyperlink (true) or outside (false). This applies only when you do not use images in the menu.
Generate only outer link:	Indicates if only one outer link should be generated per each menu item.
Generate all sub-items:	Indicates whether full menu should be generated.
Highlight all items in path:	Indicates if all items in the currently selected path should be displayed as highlighted.
Indentation:	Indentation of menu item levels. Number of spaces that will be placed before each level of menu items.
Item image url:	URL address of the image that is displayed next to menu items. It may start with "~/\" representing the virtual path of the current application.
Open item image url:	URL address of the image that is displayed next to open menu items. It may start with "~/\" representing the virtual path of the current application.
OnMouseOut script:	OnMouseOutScript script for menu items. You can use macro expressions here.
OnMouseOver script:	OnMouseOver script for menu items. You can use macro expressions here.
Sub-menu indicator image:	URL of the image indicating the current menu item has sub-items.
Target frame:	Target frame (window name) of the breadcrumb links.
Use alternating styles:	Indicates if odd and even items should have different styles.
Use item images for highlighted item:	This indicates whether images for highlighted items should be used.
Apply menu design:	This indicates whether design from Properties -> Menu should be applied.
Render image alt:	Indicates if ALT attribute should be rendered for images used in the menu (for XHTML compatibility).
Render link title:	If true, renders the accessibility title attribute.
Render sub items:	Indicates whether under the selected item should be rendered (visible) sub-items.
Word wrap:	Indicates if the words in menu should be wrapped or not.
Encode menu caption:	Indicates if menu caption should be HTML encoded.

**No data behavior**

Hide if no record found:	Indicates if content should be hidden when no record is found.
No record found text:	Text that should be displayed if no data is found.

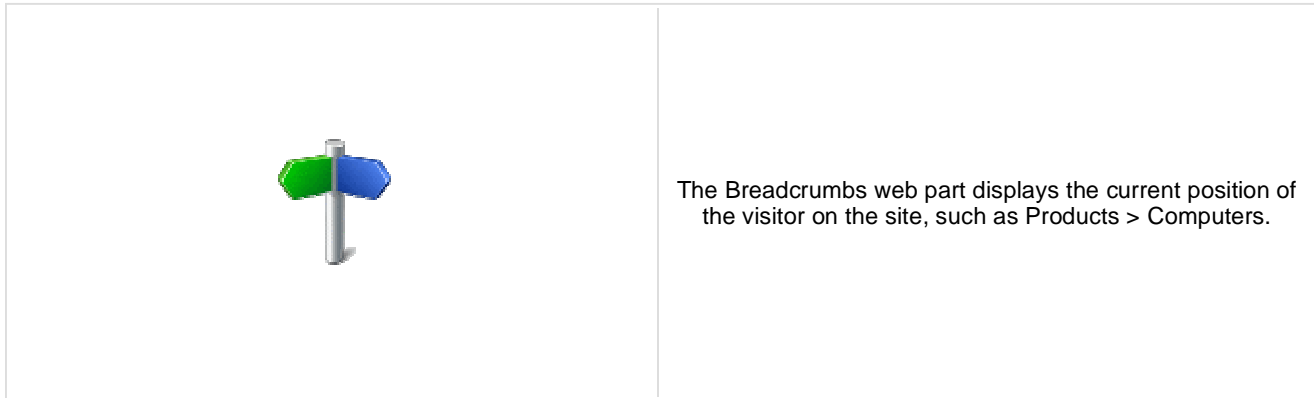
**System settings**

Check permissions:	Indicates if permissions should be checked for the displayed content and only the documents for which the current user has the "read" permission should be displayed.
Cache item name:	Name of the cache item. If not explicitly specified, the name is automatically created based on the control unique ID.
Cache minutes:	The number of minutes for which the content is kept in the cache until the latest version is reloaded from the database. If you specify 0, the content is not cached. If you specify -1, the site-level settings are used.
Cache dependencies:	List of the cache keys on which the cached data depend. When the cache item changes, the cache of the web part is also deleted. Each line contains one item.

Please see [CMSTreeMenu](#) for more details.



## Navigation > Breadcrumbs



### Content

Selected path:	Path of the documents to be displayed.
Default path:	Default path of the document that should be displayed in the breadcrumbs if no path is provided from the page context. For example: /home
Starting path:	Starting path from which the breadcrumbs should be displayed. If you set this value to /home and go to /home/news/2006, the breadcrumbs will display News -> 2006 (without Home > at the beginning).
Document types:	Types of documents that should be displayed, separated with a semicolon (;). The * wildcard can be used as a substitute for a random sequence of characters (e.g. CMS.Product.* for CMSProduct.Camera;CMSProduct.CellPhone;CMSProduct.Computer... etc.).

### Content filter

Combine with default culture:	Indicates if default language version of the document should be displayed if the document is not translated to the current language.
Culture code:	Culture version of the displayed content.
Select only published:	Indicates if only published documents should be displayed.
Site name:	Code name of the web site from which you want to display the content. If you leave the value empty, the content is retrieved from the current web site.
Where condition:	WHERE part of the SELECT query.
Columns:	You can specify which data columns should be retrieved from database and used in the webpart. If empty, default columns are used. If you enter '*', all columns are retrieved.
Filter name:	Filter name of external filter connected to this web part.

### Design

Breadcrumb separator:	Character(s) used as a separator between bread crumbs. For example: > (for >)   - - > (for ->)
Breadcrumb separator RTL:	The same as for Breadcrumb separator, but for the right-to-left languages.
Show current item:	Indicates if the current item should be displayed.
Show current item as a link:	Indicates if the current item should be displayed as a link.
Target frame:	Target frame (window name) of the breadcrumb links. For example: _blank

Apply menu design:	Indicates that the desing of the menu should be applied
Render link title:	If true, renders the accessibility title attribute.
Use RTL behaviour:	When selected the Bredcrumbs change it's behaviour from LTR to RTL (right-to-left culture)
Ignore Show in navigation:	The document value ShowInNavigation is ignored if this property is true.
Encode name:	Indicates whether the link name should be encoded

### **No data behavior**


Hide if no record found:	Indicates if content should be hidden when no record is found.
No record found text:	Text that should be displayed if no data is found.

### **System settings**

Check permissions:	Indicates if permissions should be checked for the displayed content and only the documents for which the current user has the "read" permission should be displayed.
Cache item name:	Name of the cache item. If not explicitly specified, the name is automatically created based on the control unique ID.
Cache minutes:	The number of minutes for which the content is kept in the cache until the latest version is reloaded from the database. If you specify 0, the content is not cached. If you specify -1, the site-level settings are used.
Cache dependencies:	List of the cache keys on which the cached data depend. When the cache item changes, the cache of the web part is also deleted. Each line contains one item.

For more information please see [CMSBreadcrumbs](#).

## Navigation > Site map

	<p>The Site map web part renders the hierarchical view of site structure, also known as "site map".</p>
---	---

### Content

**Path:** Path of the documents to be displayed.

### Content filter

**Document types:** Types of documents that should be displayed, separated with a semicolon (;). The \* wildcard can be used as a substitute for a random sequence of characters (e.g. CMS.Product.\* for CMSProduct.Camera;CMSProduct.CellPhone;CMSProduct.Computer... etc.).

**Combine with default culture:** Indicates if default language version of the document should be displayed if the document is not translated to the current language.

**Culture code:** Culture version of the displayed content.

**Maximum nesting level:** Maximum nesting level. It specifies the number of sub-levels in the content tree that should be included in the displayed content.

**ORDER BY expression:** ORDER BY part of the SELECT query.

**Select only published:** Indicates if only published documents should be displayed.

**Site name:** Code name of the web site from which you want to display the content. If you leave the value empty, the content is retrieved from the current web site.

**WHERE condition:** WHERE part of the SELECT query.

**Columns:** You can specify which data columns should be retrieved from database and used in the webpart. If empty, default columns are used. If you enter '\*', all columns are retrieved.

**Filter name:** Filter name of external filter connected to this web part.

### Design

**Target frame:** Target frame used for links.

**Render link title:** If true, renders the accessibility title attribute.

**Word wrap:** Indicates if the words should be wrapped or not.

**Apply menu inactivation:** Indicates whether the sitemap should apply menu inactivation flag.

**Encode menu caption:** Indicates if menu caption should be HTML encoded.

### No data behavior



Hide if no record found: Indicates if content should be hidden when no record is found.

No record found text: Text that should be displayed if no data is found.

## System settings

Check permissions: Indicates if permissions should be checked for the displayed content and only the documents for which the current user has the "read" permission should be displayed.


Cache item name: Name of the cache item. If not explicitly specified, the name is automatically created based on the control unique ID.

Cache minutes: The number of minutes for which the content is kept in the cache until the latest version is reloaded from the database. If you specify 0, the content is not cached. If you specify -1, the site-level settings are used.

Cache dependencies: List of the cache keys on which the cached data depend. When the cache item changes, the cache of the web part is also deleted. Each line contains one item.

Please see [CMSSiteMap](#) for more details.

## Navigation > Tab menu

	<p>The Tab menu web part renders a flat horizontal or vertical menu with support for tab formatting.</p>
---	--

### Content

Path:	Path of the documents to be displayed.
Highlighted document path:	Alias path of the node that should be selected in the menu. If you do not specify any value, the current path is used.
Use client script:	Indicates if client script should be generated for each tab.
Url target:	If URL for tab items is set, this property specifies target frame for all URLs.

### Content filter

Document types:	Types of documents that should be displayed, separated with a semicolon (;). The * wildcard can be used as a substitute for a random sequence of characters (e.g. CMS.Product.* for CMSProduct.Camera;CMSProduct.CellPhone;CMSProduct.Computer... etc.).
Combine with default culture:	Indicates if default language version of the document should be displayed if the document is not translated to the current language.
Culture code:	Culture version of the displayed content.
Maximum nesting level:	Maximum nesting level. It specifies the number of sub-levels in the content tree that should be included in the displayed content.
ORDER BY expression:	ORDER BY part of the SELECT query.
Select only published:	Indicates if only published documents should be displayed.
Site name:	Code name of the web site from which you want to display the content. If you leave the value empty, the content is retrieved from the current web site.
WHERE condition:	WHERE part of the SELECT query.
Columns:	You can specify which data columns should be retrieved from database and used in the webpart. If empty, default columns are used. If you enter '*', all columns are retrieved.
Filter name:	Filter name of external filter connected to this web part.

### Design

Use alternating styles:	Indicates if odd and even items should have different styles.
Tab control layout:	Horizontal or vertical layout.
Use item images for highlighted item:	This indicates whether images for highlighted items should be used.

Apply menu design:	This indicates whether design from Properties -> Menu should be applied.
Render image alt:	Indicates if ALT attribute should be rendered for images used in the menu (for XHTML compatibility).
Item id prefix:	Prefix placed before each item ID. You can use it to keep ID's unique if you have several CSS list menu web parts on the same page.
Render link title:	If true, renders the accessibility title attribute.
Select first item by default:	Indicates if the first item should be selected if the currently displayed page is not listed in the menu items.
Word wrap:	Indicates if the words in menu should be wrapped or not.
Encode menu caption:	Indicates if menu caption should be HTML encoded.

### No data behavior


Hide if no record found:	Indicates if content should be hidden when no record is found.
No record found text:	Text that should be displayed if no data is found.

### System settings

Check permissions:	Indicates if permissions should be checked for the displayed content and only the documents for which the current user has the "read" permission should be displayed.
Cache item name:	Name of the cache item. If not explicitly specified, the name is automatically created based on the control unique ID.
Cache minutes:	The number of minutes for which the content is kept in the cache until the latest version is reloaded from the database. If you specify 0, the content is not cached. If you specify -1, the site-level settings are used.
Cache dependencies:	List of the cache keys on which the cached data depend. When the cache item changes, the cache of the web part is also deleted. Each line contains one item.

**CSS classes and design:** please see [CMSTabControl](#) for more details.

## Navigation > CSS list menu

	<p>The CSS list menu web part renders the menu hierarchy as &lt;UL&gt; and &lt;LI&gt; elements. It uses advanced CSS styles to display the list as a drop-down menu or other menu type. It produces much less code than other types of menus but requires an advanced knowledge of CSS styles and positioning for advanced menu behavior like drop-down menu.</p>
---	---

### Content

- Path:** Path of the documents to be displayed.
- Highlighted document path:** Alias path of the node that should be selected in the menu. If you do not specify any value, the current path is used.

### Content filter

- Document types:** Types of documents that should be displayed, separated with a semicolon (;). The \* wildcard can be used as a substitute for a random sequence of characters (e.g. CMS.Product.\* for CMSProduct.Camera;CMSProduct.CellPhone;CMSProduct.Computer... etc.).
- Combine with default culture:** Indicates if default language version of the document should be displayed if the document is not translated to the current language.
- Culture code:** Culture version of the displayed content.
- Maximum nesting level:** Maximum nesting level. It specifies the number of sub-levels in the content tree that should be included in the displayed content.
- ORDER BY expression:** ORDER BY part of the SELECT query.
- Select only published:** Indicates if only published documents should be displayed.
- Site name:** Code name of the web site from which you want to display the content. If you leave the value empty, the content is retrieved from the current web site.
- WHERE condition:** WHERE part of the SELECT query.
- Columns:** You can specify which data columns should be retrieved from database and used in the webpart. If empty, default columns are used. If you enter '\*', all columns are retrieved.
- Filter name:** Filter name of external filter connected to this web part.

### Design

- CSS prefix:** Prefix used for CSS class names. This property allows you to set up different CSS styles for particular menu levels.
- Display highlighted item as link:** Indicates if the highlighted item should be displayed as a link.
- Display only selected path:** Indicates if only selected path in the menu structure should be rendered. You can use this option if you need to render a tree menu with only single branch unfolded.
- First item CSS class:** CSS class name of the first menu item.
- Highlight all items in path:** Indicates if all items in the currently selected path should be highlighted.

LI hover CSS class name:	Name of the surrounding CSS class that is used to define styles for the hover effect if you want to render a drop-down menu. For example: Horizontal
Last item CSS class:	CSS class name of the last menu item.
OnMouseOut script:	JavaScript command that should be run if the user moves mouse cursor out of the menu.
OnMouseOver script:	JavaScript command that should be run if the user mouse-overs the menu.
Render CSS classes:	Indicates if menu items should have CSS class names rendered.
Render item ID:	Indicates if menu items should have their unique ID attributed rendered.
Render link title:	Specifies if document name should be rendered as a TITLE tag of the link (for better accessibility).
Render image alt:	Indicates if ALT attribute should be rendered for images used in the menu (for XHTML compatibility).
Item ID prefix:	Prefix placed before each item ID. You can use it to keep ID's unique if you have several CSS list menu web parts on the same page. For example: "submenu"
Sub-menu indicator image:	URL of the image indicating the current menu item has sub-items. For example: ~/images/submenu.gif
Target frame:	URL target of the rendered links.
Use alternating styles:	Indicates if odd and even items should have different styles.
Use item images for highlighted items:	This indicates whether images for highlighted items should be used.
Apply menu design:	This indicates whether design from Properties -> Menu should be applied.
Word wrap:	Indicates if long lines should be wrapped.
Encode menu caption:	Indicates if menu caption should be HTML encoded.

### No data behavior


Hide if no record found:	Indicates if content should be hidden when no record is found.
No record found text:	Text that should be displayed if no data is found.

### System settings

Check permissions:	Indicates if permissions should be checked for the displayed content and only the documents for which the current user has the "read" permission should be displayed.
Cache item name:	Name of the cache item. If not explicitly specified, the name is automatically created based on the control unique ID.
Cache minutes:	The number of minutes for which the content is kept in the cache until the latest version is reloaded from the database. If you specify 0, the content is not cached. If you specify -1, the site-level settings are used.
Cache dependencies:	List of the cache keys on which the cached data depend. When the cache item changes, the cache of the web part is also deleted. Each line contains one item.

Please see [CMSListMenu](#) for more details.

## Navigation > Tree view

	Tree view displays items e.g. in the way how are the documents in CMS Desk -> Content tree displayed.
---	---

### Content

Path: Path of the documents to be displayed.

### Content filter

Document types: Types of documents that should be displayed, separated with a semicolon (;). The \* wildcard can be used as a substitute for a random sequence of characters (e.g. CMS.Product.\* for CMSProduct.Camera;CMSProduct.CellPhone;CMSProduct.Computer... etc.).

Combine with default culture: Indicates if default language version of the document should be displayed if the document is not translated to the current language.

Culture code: Culture version of the displayed content.

Maximum nesting level: Maximum nesting level. It specifies the number of sub-levels in the content tree that should be included in the displayed content.

ORDER BY expression: ORDER BY part of the SELECT query.

Select only published: Indicates if only published documents should be displayed.

Site name: Code name of the web site from which you want to display the content. If you leave the value empty, the content is retrieved from the current web site.

WHERE condition: WHERE part of the SELECT query.

Columns: You can specify which data columns should be retrieved from database and used in the webpart. If empty, default columns are used. If you enter '\*', all columns are retrieved.

Filter name: Filter name of external filter connected to this web part.

### Node settings

Root text: Text of the root node item.

Root image url: URL of the image used for the root node.

Node image url: URL of the image used for the nodes.

### Behavior

Fix broken lines: Indicates whether treeview can try fix broken lines.

Dynamic behavior:	Enable populate on demand and load child nodes dynamically.
Expand current path:	Indicates if the current path should be expanded when visitor comes to some sub-page.
OnClick action:	Javascript action when clicking on item.
Expand all nodes on startup:	Indicates if all nodes should be expanded on the page load.
Expand sub-tree:	Indicates whether subtree under current item is expanded
Inactive root node:	Indicates if the root should be clickable or not.
Inactive node image:	Indicates if the node image be enabled or not.
Inactivate selected item:	Indicates if the selected item should be clickable or not.
Inactivate all items in path:	Indicates if all items in the path should be clickable or not.
Hide root node:	Indicates whether root node is hidden
Use doc-type images:	Displays to each item appropriate document type image.
Highlight selected item:	Indicates if the selected item should be highlighted.
Ignore document menu action:	Ignores the menu action settings for this document.
Target:	Specifies target frame for all links.
Encode menu caption:	Indicates if menu caption should be HTML encoded.

## Design

Item style:	CSS style of the items in the menu.
Item class:	CSS class of the items in menu.
Selected item style:	CSS style of the selected item.
Selected item class:	CSS class of the selected item.
Collapse image URL:	URL of the image which should be displayed when node is collapsed.
Expand image URL:	URL of the image which should be displayed when node is expanded.
Word wrap:	Indicates if the words in menu should be wrapped or not.
Inactive item class:	CSS class of the inactive item.
Inactive item style:	CSS style of the inactive item.
SkinID:	ID of a skin that should be applied .
Show lines:	Indicating whether lines connecting child nodes to parent nodes are displayed.
Collapse image ToolTip:	ToolTip for the image that is displayed for the collapsible node indicator.
Expand image ToolTip:	ToolTip for the image that is displayed for the expandable node indicator.

## No data behavior

Hide if no record found:	Indicates if content should be hidden when no record is found.
--------------------------	--

No record found text: Text that should be displayed if no data is found.

## System settings

Check permissions: Indicates if permissions should be checked for the displayed content and only the documents for which the current user has the "read" permission should be displayed.

Cache item name: Name of the cache item. If not explicitly specified, the name is automatically created based on the control unique ID.


Cache minutes: The number of minutes for which the content is kept in the cache until the latest version is reloaded from the database. If you specify 0, the content is not cached. If you specify -1, the site-level settings are used.

Cache dependencies: List of the cache keys on which the cached data depend. When the cache item changes, the cache of the web part is also deleted. Each line contains one item.

**Additional documentation text is not provided.**



## News > News list

	Displays a list of news.
---	--------------------------

### Content

Path:	Path of the documents to be displayed.
Data source name:	ID of data source web part that provides data displayed by this web part. Only Documents data source can be used here.

### Content filter

Document types:	Types of documents that should be displayed, separated with a semicolon (;). The * wildcard can be used as a substitute for a random sequence of characters (e.g. CMS.Product.* for CMSProduct.Camera;CMSProduct.CellPhone;CMSProduct.Computer... etc.).
Combine with default culture:	Indicates if default language version of the document should be displayed if the document is not translated to the current language.
Culture code:	Culture version of the displayed content.
Maximum nesting level:	Maximum nesting level. It specifies the number of sub-levels in the content tree that should be included in the displayed content.
ORDER BY expression:	ORDER BY part of the SELECT query.
Select only published:	Indicates if only published documents should be displayed.
Select top N documents:	Selects only top N items. If blank, all items are selected.
Site name:	Code name of the web site from which you want to display the content. If you leave the value empty, the content is retrieved from the current web site.
WHERE condition:	WHERE part of the SELECT query.
Columns:	Only selected columns will be displayed.
Filter out duplicate documents:	If the displayed data contains multiple links to the same document, you can choose to display only one of them.
Filter name:	Filter name of external filter connected to this web part.

### Transformations

Transformation:	Transformation used in the list view mode.
Alternating transformation:	Transformation used in the list view mode for even items.
Selected item transformation:	Transformation used in the detail view mode.

Item separator:	Item separator displayed between records.
Nested controls ID:	Sets the nested controls IDs. Use ';' as a separator; Example: myRepeaterID;myDataListID;myRepeaterID2. This property replaces the previously used NestedRepeaterID and NestedDataListID properties. If you are still using these properties, no changes to functionality will occur, but it is advisable to rewrite your code to use the new property instead. If you need to dynamically set properties of a nested control, you have to set its DelayedLoading property to 'True'. Please note that this setting can cause problems with ViewState.

## Paging

Enable paging:	Indicates if displayed data should be paged.
Paging mode:	Type of paging parameter - it can be passed either through URL (Query string) or through postback (Postback).
Navigation buttons:	Indicates if back/next buttons should be displayed.
Pager position:	Position of the pager - top or bottom
Page size:	Number of records per page.
Query string key:	The name of the URL parameter that will contain the current page number.
Show first and last buttons:	Indicates if First and Last buttons should be displayed.
HTML before:	HTML code before the results summary text.
HTML after:	HTML code after the results summary text.
Results position:	Position of the results summary text.
Numbers separator:	HTML code between the page numbers.

## Relationships

Main document:	Document for which you want to display its related documents.
Main document is on the left side:	Indicates if the given document is on the left side of the relationship.
Relationship name:	Name of the relationship between documents.

## System settings

Check permissions:	Indicates if permissions should be checked for the displayed content and only the documents for which the current user has the "read" permission should be displayed.
Cache item name:	Name of the cache item. If not explicitly specified, the name is automatically created based on the control unique ID.
Cache minutes:	The number of minutes for which the content is kept in the cache until the latest version is reloaded from the database. If you specify 0, the content is not cached. If you specify -1, the site-level settings are used.
Cache dependencies:	List of the cache keys on which the cached data depend. When the cache item changes, the cache of the web part is also deleted. Each line contains one item.

## No data behavior

Hide if no record found:	Indicates if content should be hidden when no record is found.
No record found text:	Text that should be displayed if no data is found.

## Editing buttons


Show New button:	Indicates if the button for adding new items should be displayed in the editing mode when viewing the page.
New button text:	New button description text.
Show Edit and Delete buttons:	Indicates if edit and delete buttons should be automatically shown for each item in the editing mode.

## HTML Envelope

Web part container:	Container displayed around the web part. The containers can be defined in Site Manager -> Development -> Web part containers.
Web part container title:	Title displayed in the web part container (if it supports displaying of title).
Content before:	Text to be displayed before the web part.
Content after:	Text to be displayed after the web part.

**Please note:** you can find an example of datalist/repeater nesting in [CMSRepeater](#) chapter of Kentico CMS Controls.

## News > Latest news

	<p>Displays a list of 3 latest news (you can configure the number).</p>
---	---

### Content

**Path:** Path of the documents to be displayed.

**Data source name:** ID of data source web part that provides data displayed by this web part. Only Documents data source can be used here.

### Content filter

**Document types:** Types of documents that should be displayed, separated with a semicolon (;). The \* wildcard can be used as a substitute for a random sequence of characters (e.g. CMS.Product.\* for CMSProduct.Camera;CMSProduct.CellPhone;CMSProduct.Computer... etc.).

**Combine with default culture:** Indicates if default language version of the document should be displayed if the document is not translated to the current language.

**Culture code:** Culture version of the displayed content.

**Maximum nesting level:** Maximum nesting level. It specifies the number of sub-levels in the content tree that should be included in the displayed content.

**ORDER BY expression:** ORDER BY part of the SELECT query.

**Select only published:** Indicates if only published documents should be displayed.

**Select top N documents:** Selects only top N items. If blank, all items are selected.

**Site name:** Code name of the web site from which you want to display the content. If you leave the value empty, the content is retrieved from the current web site.

**WHERE condition:** WHERE part of the SELECT query.

**Columns:** Only selected columns will be displayed.

**Filter out duplicate documents:** If the displayed data contains multiple links to the same document, you can choose to display only one of them.

**Filter name:** Filter name of external filter connected to this web part.

### Transformations

**Transformation:** Transformation used in the list view mode.

**Alternating transformation:** Transformation used in the list view mode for even items.

**Selected item transformation:** Transformation used in the detail view mode.

Item separator:	Item separator displayed between records.
Nested controls ID:	Sets the nested controls IDs. Use ';' as a separator; Example: myRepeaterID;myDataListID;myRepeaterID2. This property replaces the previously used NestedRepeaterID and NestedDataListID properties. If you are still using these properties, no changes to functionality will occur, but it is advisable to rewrite your code to use the new property instead. If you need to dynamically set properties of a nested control, you have to set its DelayedLoading property to 'True'. Please note that this setting can cause problems with ViewState.

## Paging

Enable paging:	Indicates if displayed data should be paged.
Paging mode:	Type of paging parameter - it can be passed either through URL (Query string) or through postback (Postback).
Navigation buttons:	Indicates if back/next buttons should be displayed.
Pager position:	Position of the pager - top or bottom
Page size:	Number of records per page.
Query string key:	The name of the URL parameter that will contain the current page number.
Show first and last buttons:	Indicates if First and Last buttons should be displayed.
HTML before:	HTML code before the results summary text.
HTML after:	HTML code after the results summary text.
Results position:	Position of the results summary text.
Numbers separator:	HTML code between the page numbers.

## Relationships

Main document:	Document for which you want to display its related documents.
Main document is on the left side:	Indicates if the given document is on the left side of the relationship.
Relationship name:	Name of the relationship between documents.

## System settings

Check permissions:	Indicates if permissions should be checked for the displayed content and only the documents for which the current user has the "read" permission should be displayed.
Cache item name:	Name of the cache item. If not explicitly specified, the name is automatically created based on the control unique ID.
Cache minutes:	The number of minutes for which the content is kept in the cache until the latest version is reloaded from the database. If you specify 0, the content is not cached. If you specify -1, the site-level settings are used.
Cache dependencies:	List of the cache keys on which the cached data depend. When the cache item changes, the cache of the web part is also deleted. Each line contains one item.

## No data behavior

Hide if no record found:	Indicates if content should be hidden when no record is found.
No record found text:	Text that should be displayed if no data is found.

## Editing buttons


Show New button:	Indicates if the button for adding new items should be displayed in the editing mode when viewing the page.
New button text:	New button description text.
Show Edit and Delete buttons:	Indicates if edit and delete buttons should be automatically shown for each item in the editing mode.

## HTML Envelope

Web part container:	Container displayed around the web part. The containers can be defined in Site Manager -> Development -> Web part containers.
Web part container title:	Title displayed in the web part container (if it supports displaying of title).
Content before:	Text to be displayed before the web part.
Content after:	Text to be displayed after the web part.

**Please note:** you can find an example of datalist/repeater nesting in [CMSRepeater](#) chapter of Kentico CMS Controls.

## News > Scrolling news

	<p>Displays scrolling content of documents specified in the content filter.</p>
---	---

### Content

**Path:** Path of the documents to be displayed.

### Content filter

**Document types:** Types of documents that should be displayed, separated with a semicolon (;). The \* wildcard can be used as a substitute for a random sequence of characters (e.g. CMS.Product.\* for CMSProduct.Camera;CMSProduct.CellPhone;CMSProduct.Computer... etc.).

**Combine with default culture:** Indicates if default language version of the document should be displayed if the document is not translated to the current language.

**Culture code:** Culture version of the displayed content.

**Maximum nesting level:** Maximum nesting level. It specifies the number of sub-levels in the content tree that should be included in the displayed content.

**ORDER BY expression:** ORDER BY part of the SELECT query.

**Select only published:** Indicates if only published documents should be displayed.

**Select top N documents:** Selects only top N items. If blank, all items are selected.

**Site name:** Code name of the web site from which you want to display the content. If you leave the value empty, the content is retrieved from the current web site.

**WHERE condition:** WHERE part of the SELECT query.

**Columns:** Only selected columns will be displayed.

**Filter out duplicate documents:** If the displayed data contains multiple links to the same document, you can choose to display only one of them.

### Transformations

**Transformation:** Transformation used in the list view mode.

**Alternating transformation:** Transformation used in the list view mode for even items.

**Item separator:** Item separator displayed between records.

**Nested controls ID:** Sets the nested controls IDs. Use ';' as a separator; Example: myRepeaterID;myDatalistID;myRepeaterID2. This property replaces the previously used NestedRepeaterID and NestedDataListID properties. If you are still using these properties, no changes to functionality will occur, but it is advisable to rewrite your code to use the new property instead. If you need to dynamically set properties

of a nested control, you have to set its `DelayedLoading` property to 'True'. Please note that this setting can cause problems with `ViewState`.

## Relationships

Main document:	Document for which you want to display its related documents.
Main document is on the left side:	Indicates if the given document is on the left side of the relationship.
Relationship name:	Name of the relationship between documents.

## System settings

Check permissions:	Indicates if permissions should be checked for the displayed content and only the documents for which the current user has the "read" permission should be displayed.
Cache item name:	Name of the cache item. If not explicitly specified, the name is automatically created based on the control unique ID.
Cache minutes:	The number of minutes for which the content is kept in the cache until the latest version is reloaded from the database. If you specify 0, the content is not cached. If you specify -1, the site-level settings are used.
Cache dependencies:	List of the cache keys on which the cached data depend. When the cache item changes, the cache of the web part is also deleted. Each line contains one item.

## No data behavior

Hide if no record found:	Indicates if content should be hidden when no record is found.
No record found text:	Text that should be displayed if no data is found.

## Div options

Width (px):	Width of the scrolling text area.
Height (px):	Height of the scrolling text area.
Style:	Style assigned to the DIV tag of the area.


## JavaScript options

Scroll move time (milliseconds):	Time in milliseconds for text scrolling.
Script stop time (milliseconds):	Time in milliseconds for which should be the text stopped.
Direction:	Scrolling direction.
Stop on mouse over:	If checked, scrolling stops when the user mouse-overs the web part.

**Please note:** you can find an example of `datalist/repeater` nesting in [CMSRepeater](#) chapter of Kentico CMS Controls.



## Newsletters > Newsletter subscription

	Displays a newsletter subscription dialog.
---	--

### Dialog settings


Newsletter name:	Name used for the Newsletter
Display first name:	Indicates if First name field should be displayed.
First name label text:	Label for the First name field.
Display last name:	Indicates if Last name field should be displayed.
Last name label text:	Label for the Last name field.
E-mail label text:	Label for the E-mail field.
Submit button text:	Caption of the Submit button.
Skin ID:	Defines the ID of the skin
Send confirmation e-mail:	Indicates if the confirmation email should be send
Display captcha image:	Indicates if the CAPTCHA image should be displayed.
Captcha text:	Sets the captcha label text.
Allow user subscribers:	Indicates if authenticated users can subscribe to newsletter without any additional filling name and e-mail.
Use image button:	Indicates if image button should be used instead of regular one.
Image button URL:	URL of image used for image button.

### Conversion tracking

Track conversion name:	Conversion name used for tracking
------------------------	-----------------------------------

You can modify the design using standard CSS styles, skin file, or by modifying the **CMSWebParts\Newsletters\NewsletterSubscription.ascx** file.

## Newsletters > Newsletter unsubscription

	Displays a confirmation that the user has been successfully unsubscribed from the newsletter. The subscriber and the newsletter are specified by the GUID parameters in the URL.
---	--

### Dialog

Confirmation text:	Text displayed to the user when she is successfully unsubscribed. For example: "You've been unsubscribed."
Send confirmation e-mail:	Indicates if the confirmation email should be send

You can modify the design using standard CSS styles, skin file, or by modifying the **CMSWebParts\Newsletters\NewsletterSubscription.ascx** file.


## Newsletters > My subscriptions



This web part allows displaying, subscribing and unsubscribing newsletters for logged user.

**Additional documentation text is not provided.**

## Newsletters > Newsletter archive


	<p>This web part displays newsletter issues which are selected to be displayed in archive.</p>
---	--

### Newsletter properties

Newsletter name:	Name used for the Newsletter
Transformation name:	Name of the template used for showing the News in the Archive
Select only sent issues:	Indicates if only previously sent issues should be showned
Ignore Show in newsletter archive:	This property indicates whether "Show in newsletter archive" newsletter issue setting should be ignored.

**Additional documentation text is not provided.**

## Newsletters > Unsubscription request


	<p>This web part can be used by site users to unsubscribe from receiving newsletters.</p>
---	---

### Form properties

Newsletter name:	Name used for the Newsletter
Information text:	Information text displayed above the field for entering e-mail address for unsubscription.
Confirmation text:	Text displayed after successful submitting of e-mail address.
Error text:	Text displayed after unsuccessful submitting of e-mail address.
Submit button text:	Caption of the Submit button.

**Additional documentation text is not provided.**

## Notifications > Notification subscription

	<p>Using this webpart any user can subscribe to the notifications via any gateway of the chosen event.</p>
---	--

### Event settings


Event display name:	Localizable string or plain text which describes event and which is visible to the users.
Event description:	Text which will be displayed above the notification gateway forms.
Event source:	Source of the event. With this field you can distinguish between the places where the event was fired. For example document actions (insert, update, delete) use "Content" as a source.
Event code:	Code of the event.
Event object ID:	Event object ID (can be entered as macro, for example ).
Event data 1:	Custom event data which are stored in the subscription record. You can use them via macros in the gateway template.
Event data 2:	Custom event data which are stored in the subscription record. You can use them via macros in the gateway template.

### Notification settings

Site name:	Determines whether the users are subscribed to site specific event or global event.
Gateway names:	Gateway codenames separated with semicolon.
Notification template name:	Name of the template to use.
Notification preferred format:	Preferred format of the subscription text.

**Additional documentation text is not provided.**

## Notifications > Content subscription

	Using this webpart any user can subscribe to the e-mail notifications about document events (insert, update, delete).
---	---

### Event settings

- Site name: Determines whether the users are subscribed to site specific event or global event.
- Path: Path to the documents.
- Document types: Document types which should be included.
- Event description: Text which will be displayed to users in the subscription form.

### Notification settings

- Gateway names: Gateway codenames separated by semicolon.
- Notification preferred format: Preferred format of the notification e-mail. If e-mail gateway supports both formats and e-mail templates for both formats are specified notification e-mail format is set to the preferred one.

### Create document

- Create event enabled: Indicates if user should be subscribed to the event which is raised after the specified documents are created.
- Create event display name: Localizable string or plain text which describes CREATE event and which is visible to the users.
- Create event template name: Name of the template to use for CREATE event.

### Update document

- Update event enabled: Indicates if user should be subscribed to the event which is raised after the specified documents are updated.
- Update event display name: Localizable string or plain text which describes UPDATE event and which is visible to the users.
- Update event template name: Name of the template to use for UPDATE event.

### Delete document

- Delete event enabled: Indicates if user should be subscribed to the event which is raised after the specified documents are deleted.
- Delete event display name: Localizable string or plain text which describes DELETE event and which is visible to the users.

Delete event template name:            Name of the template to use for DELETE event.

**Additional documentation text is not provided.**



## Polls > Poll



The Poll web part allows you to insert your own Poll on the page.

### Poll settings

Poll name:	Poll to be displayed. If you're using the ASPX templates, you need to use poll code name here.
Show graph:	Indicates if graph should be displayed before vote.
Count type:	Specifies the format of number of votes: - none - absolute - percentage
Show results after vote:	Indicates if results should be displayed after vote.
Button text:	Text displayed on the submit button. The default value is "Vote".
Check permissions:	Indicates if permissions for voting specified for the given poll should be checked.
Check if user voted:	Indicates if the the system should check whether the current user has previously voted. The system checks the uniqueness of the user by cookie stored on the client machine.
Hide to unauthorized users:	Hides the web part if the user is not authorized to vote.
Hide if closed:	Hides the web part if the poll is closed.

You can modify the design using standard CSS styles, skin file, or by modifying the **CMSWebParts\Polls\Poll.ascx** file. The styles are described in more detail in **Developer's Guide -> Modules - Polls -> Design and styles**.

## Reporting > Report



This web part can be used for displaying reports about internal activity in Kentico CMS system and on the web site.

### Report properties

Report name:	Name of the report to be displayed
Display filter:	Indicates if filter should be displayed on the page (if the report has some parameters specified)

**Additional documentation text is not provided.**

## Silverlight > Silverlight application



### General

Application path:	Silverlight application path,e.g.: ~/ClientBin/MyApplication.xap
Minimum version:	Minimum version of the Microsoft Silverlight which is required by the current silverlight application
Container width:	Width of the application container. Can be entered either as integer value (e.g. 315) or as percentage value (e.g. 59%)
Container height:	Height of the application container. Can be entered either as integer value (e.g. 315) or as percentage value (e.g. 59%)
Container background:	Background color of the application container. Can be entered either as hexadecimal value (e.g. #323232) or as named value (e.g. Blue).
Endpoint address:	Web service endpoint address the client application can connect to. If specified, its value is added as parameter with key 'endpoint' to the application parameters collection. You need to handle this parameter in your Silverlight application to take it effect.
Parameters:	Silverlight application parameters in format <key1>=<value1>,<key2>=<value2>,...
Alternate content:	Cutom HTML content which is displayed to user when Silverlight plugin is not installed. Leave it blank if you want the default alternate content to be displayed.

**Additional documentation text is not provided.**

## Syndication > RSS feed



The RSS feed web part can be used to create an RSS feed. It must be connected to a data source web part, which will provide data for the feed. It displays a link leading to the feed, which is located at the URL of the page where the web part is placed, with a querystring parameter appended.

### Feed link

- Link text: Text for the feed link.
- Link icon: Icon which will be displayed in the feed link.
- Enable RSS auto-discovery: Indicates if the RSS feed is automatically discovered by the browser.

### RSS

- Feed name: Feed name to identify this feed on a page with multiple feeds. If the value is empty the GUID of the web part instance will be used by default.
- Feed title: URL title of the feed.
- Feed description: Description of the feed.
- Feed language: Language of the feed. If the value is empty the content culture will be used.
- Feed querystring key: Querystring key which is used for RSS feed identification on a page with multiple RSS feeds.
- Feed header: Custom feed header XML which is generated before feed items. If the value is empty default header for RSS feed is generated.
- Feed footer: Custom feed footer XML which is generated after feed items. If the value is empty default footer for RSS feed is generated.

### Content

- Data source name: ID of data source web part that provides data displayed by this web part.

### Transformations

- Transformation name: Transformation used for generating the feed.

### System settings


- Cache item name: Name of the cache item. If not explicitly specified, the name is automatically created based on the control unique ID.
- Cache minutes: The number of minutes for which the content is kept in the cache until the latest version is reloaded from the database. If you specify 0, the content is not cached. If you specify -1, the site-level settings are used.

Cache dependencies:

List of the cache keys on which the cached data depend. When the cache item changes, the cache of the web part is also deleted. Each line contains one item.

Note: Selected transformations work only with Documents datasource.

## Syndication > CMS RSS feed

	<p>The CMS RSS feed web part can be used to create an RSS feed of Kentico CMS documents. It uses a built-in documents data source as a source of the feed data. It displays a link leading to the feed, which is located at the URL of the page where the web part is placed, with a querystring parameter appended.</p>
---	--

### Feed link

- Link text: Text for the feed link.
- Link icon: Icon which will be displayed in the feed link.
- Enable RSS auto-discovery: Indicates if the RSS feed is automatically discovered by the browser.

### RSS

- Feed name: Feed name to identify this feed on a page with multiple feeds. If the value is empty the GUID of the web part instance will be used by default.
- Feed title: URL title of the feed.
- Feed description: Description of the feed.
- Feed language: Language of the feed. If the value is empty the content culture will be used.
- Feed querystring key: Querystring key which is used for RSS feed identification on a page with multiple RSS feeds.
- Feed header: Custom feed header XML which is generated before feed items. If the value is empty default header for RSS feed is generated.
- Feed footer: Custom feed footer XML which is generated after feed items. If the value is empty default footer for RSS feed is generated.

### Content

- Path: Path of the documents to be displayed.

### Transformations

- Transformation name: Transformation used for generating the feed.

### Filter

- Document types: Types of documents that should be displayed, separated with a semicolon (;). The \* wildcard can be used as a substitute for a random sequence of characters (e.g. CMS.Product.\* for CMSProduct.Camera;CMSProduct.CellPhone;CMSProduct.Computer... etc.).
- Combine with default culture: Indicates if default language version of the document should be displayed if the document is not translated to the current language.


Culture code:	Culture version of the displayed content.
Maximum nesting level:	Maximum nesting level. It specifies the number of sub-levels in the content tree that should be included in the displayed content.
ORDER BY expression:	ORDER BY part of the SELECT query.
Select only published:	Indicates if only published documents should be displayed.
Select top N documents:	Selects only top N items. If blank, all items are selected.
Site name:	Code name of the web site from which you want to display the content. If you leave the value empty, the content is retrieved from the current web site.
WHERE condition:	WHERE part of the SELECT query.
Columns:	Only selected columns will be displayed.
Filter out duplicate documents:	If the displayed data contains multiple links to the same document, you can choose to display only one of them.

### **System settings**

Check permissions:	Indicates if permissions should be checked for the displayed content and only the documents for which the current user has the "read" permission should be displayed.
Cache item name:	Name of the cache item. If not explicitly specified, the name is automatically created based on the control unique ID.
Cache minutes:	The number of minutes for which the content is kept in the cache until the latest version is reloaded from the database. If you specify 0, the content is not cached. If you specify -1, the site-level settings are used.
Cache dependencies:	List of the cache keys on which the cached data depend. When the cache item changes, the cache of the web part is also deleted. Each line contains one item.

Note: Selected transformations work only with Documents datasource.

## Syndication > RSS repeater

	<p>This web part changes a page to an RSS feed of data provided by a connected data source web part.</p>
---	--

### RSS

- Feed name:** Feed name to identify this feed on a page with multiple feeds. If the value is empty the GUID of the web part instance will be used by default.
- Feed title:** URL title of the feed.
- Feed description:** Description of the feed.
- Feed language:** Language of the feed. If the value is empty the content culture will be used.
- Feed header:** Custom feed header XML which is generated before feed items. If the value is empty default header for RSS feed is generated.
- Feed footer:** Custom feed footer XML which is generated after feed items. If the value is empty default footer for RSS feed is generated.

### Content

- Data source name:** ID of data source web part that provides data displayed by this web part.

### Transformations

- Transformation name:** Transformation used for generating the feed.

### System settings

- Cache item name:** Name of the cache item. If not explicitly specified, the name is automatically created based on the control unique ID.
- Cache minutes:** The number of minutes for which the content is kept in the cache until the latest version is reloaded from the database. If you specify 0, the content is not cached. If you specify -1, the site-level settings are used.
- Cache dependencies:** List of the cache keys on which the cached data depend. When the cache item changes, the cache of the web part is also deleted. Each line contains one item.

### Time zones


- Time zone:** Time zone used for the webpart content.
- Custom time zone:** Optional custom time zone which can be used for the web part content.

Note: Selected transformations work only with Documents datasource.





## Syndication > Blog comments RSS feed

	<p>This web part can be used to create an RSS feed of comments in some Kentico CMS blog. It uses a built-in blog comments data source as a source of the blog comments. It displays a link leading to the feed, which is located at the URL of the page where the web part is placed, with a querystring parameter appended.</p>
---	--

### Feed link

- Link text: Text for the feed link.
- Link icon: Icon which will be displayed in the feed link.
- Enable RSS auto-discovery: Indicates if the RSS feed is automatically discovered by the browser.

### RSS

- Feed name: Feed name to identify this feed on a page with multiple feeds. If the value is empty the GUID of the web part instance will be used by default.
- Feed title: URL title of the feed.
- Feed description: Description of the feed.
- Feed language: Language of the feed. If the value is empty the content culture will be used.
- Feed querystring key: Querystring key which is used for RSS feed identification on a page with multiple RSS feeds.
- Feed header: Custom feed header XML which is generated before feed items. If the value is empty default header for RSS feed is generated.
- Feed footer: Custom feed footer XML which is generated after feed items. If the value is empty default footer for RSS feed is generated.

### Transformations

- Transformation name: Transformation used for generating the feed.

### F

- Select only approved: Indicates if only approved items should be selected.
- ORDER BY expression: ORDER BY part of the SELECT query.
- Select top N documents: Selects only top N items. If blank, all items are selected.
- Site name: Code name of the web site from which you want to display the content. If you leave the value empty, the content is retrieved from the current web site.
- WHERE condition: Where condition for blog comments.

Columns: Only selected columns will be displayed.

## Filter

Use document filter: Indicates if the comments should be retrieved according to document filter settings.

Path: Path of the documents.

Combine with default culture: Indicates if default language version of the document should be used during filtering if the document is not translated to the current language.

Culture code: Culture version of the documents.

Maximum nesting level: Maximum nesting level. It specifies the number of sub-levels in the content tree that should be included in the filtered content.

Select only published: Indicates if only published documents should be used during filtering.

WHERE condition: WHERE part of the SELECT query.

## System settings

Check permissions: Indicates if permissions should be checked for the displayed content and only the documents for which the current user has the "read" permission should be displayed.

Cache item name: Name of the cache item. If not explicitly specified, the name is automatically created based on the control unique ID.

Cache minutes: The number of minutes for which the content is kept in the cache until the latest version is reloaded from the database. If you specify 0, the content is not cached. If you specify -1, the site-level settings are used.

Cache dependencies: List of the cache keys on which the cached data depend. When the cache item changes, the cache of the web part is also deleted. Each line contains one item.

Note: Selected transformations work only with Documents datasource.

## Syndication > Query RSS feed



The query RSS feed web part can be used to create a feed based on a custom query entered in the web part properties. It uses a built-in query data source as a source of the feed data. It displays a link leading to the feed, which is located at the URL of the page where the web part is placed, with a querystring parameter appended.

### Feed link

- Link text: Text for the feed link.
- Link icon: Icon which will be displayed in the feed link.
- Enable RSS auto-discovery: Indicates if the RSS feed is automatically discovered by the browser.

### RSS

- Feed name: Feed name to identify this feed on a page with multiple feeds. If the value is empty the GUID of the web part instance will be used by default.
- Feed title: URL title of the feed.
- Feed description: Description of the feed.
- Feed language: Language of the feed. If the value is empty the content culture will be used.
- Feed querystring key: Querystring key which is used for RSS feed identification on a page with multiple RSS feeds.
- Feed header: Custom feed header XML which is generated before feed items. If the value is empty default header for RSS feed is generated.
- Feed footer: Custom feed footer XML which is generated after feed items. If the value is empty default footer for RSS feed is generated.

### Transformations

- Transformation name: Transformation used for generating the feed.

### Content

- Query name: Name of the SQL query which should be used to display items.

### Content filter


- ORDER BY Expression: ORDER BY part of the SELECT query.
- Select top N documents: Selects only top N items. If blank, all items are selected.
- WHERE condition: WHERE part of the SELECT query.

## System settings

Cache item name:	Name of the cache item. If not explicitly specified, the name is automatically created based on the control unique ID.
Cache minutes:	The number of minutes for which the content is kept in the cache until the latest version is reloaded from the database. If you specify 0, the content is not cached. If you specify -1, the site-level settings are used.
Cache dependencies:	List of the cache keys on which the cached data depend. When the cache item changes, the cache of the web part is also deleted. Each line contains one item.

**Additional documentation text is not provided.**

## Syndication > Forum posts RSS feed

	<p>This web part can be used to create an RSS feed of Kentico CMS forum posts. It uses a built-in forum posts data source as a source of the feed data. It displays a link leading to the feed, which is located at the URL of the page where the web part is placed, with a querystring parameter appended.</p>
---	--

### Feed link

- Link text: Text for the feed link.
- Link icon: Icon which will be displayed in the feed link.
- Enable RSS auto-discovery: Indicates if the RSS feed is automatically discovered by the browser.

### RSS

- Feed name: Feed name to identify this feed on a page with multiple feeds. If the value is empty the GUID of the web part instance will be used by default.
- Feed title: URL title of the feed.
- Feed description: Description of the feed.
- Feed language: Language of the feed. If the value is empty the content culture will be used.
- Feed querystring key: Querystring key which is used for RSS feed identification on a page with multiple RSS feeds.
- Feed header: Custom feed header XML which is generated before feed items. If the value is empty default header for RSS feed is generated.
- Feed footer: Custom feed footer XML which is generated after feed items. If the value is empty default footer for RSS feed is generated.

### Transformations

- Transformation name: Transformation used for generating the feed.

### Content filter

- Forum name: Determine for which forum the posts should be displayed.
- Show group posts: Indicates if group posts should be included.
- Select only approved: Indicates if only approved items should be selected.
- ORDER BY Expression: ORDER BY part of the SELECT query.
- Select top N documents: Selects only top N items. If blank, all items are selected.


Site name:	Code name of the web site from which you want to display the content. If you leave the value empty, the content is retrieved from the current web site.
WHERE condition:	WHERE part of the SELECT query.
Selected columns:	Only selected columns will be displayed.

### **System settings**

Check permissions:	Indicates if permissions should be checked for the displayed content and only the items for which the current user has appropriate permission should be displayed.
Cache item name:	Name of the cache item. If not explicitly specified, the name is automatically created based on the control unique ID.
Cache minutes:	The number of minutes for which the content is kept in the cache until the latest version is reloaded from the database. If you specify 0, the content is not cached. If you specify -1, the site-level settings are used.
Cache dependencies:	List of the cache keys on which the cached data depend. When the cache item changes, the cache of the web part is also deleted. Each line contains one item.

**Additional documentation text is not provided.**

## Syndication > Media files RSS feed

	<p>This web part can be used to create an RSS feed of files stored in Kentico CMS media libraries. It uses a built-in media file data source as a source of the feed data. It displays a link leading to the feed, which is located at the URL of the page where the web part is placed, with a querystring parameter appended.</p>
---	---

### Feed link

- Link text: Text for the feed link.
- Link icon: Icon which will be displayed in the feed link.
- Enable RSS auto-discovery: Indicates if the RSS feed is automatically discovered by the browser.

### RSS

- Feed name: Feed name to identify this feed on a page with multiple feeds. If the value is empty the GUID of the web part instance will be used by default.
- Feed title: URL title of the feed.
- Feed description: Description of the feed.
- Feed language: Language of the feed. If the value is empty the content culture will be used.
- Feed querystring key: Querystring key which is used for RSS feed identification on a page with multiple RSS feeds.
- Feed header: Custom feed header XML which is generated before feed items. If the value is empty default header for RSS feed is generated.
- Feed footer: Custom feed footer XML which is generated after feed items. If the value is empty default footer for RSS feed is generated.

### Transformations

- Transformation name: Transformation used for generating the feed.

### Content filter

- Media library name: Specifies which library should be used as a data source for media files.
- Show group files: Indicates if files from group media libraries should be included.
- File path: Specifies which file path should be used in WHERE condition for selecting media files.
- File extensions: Specifies which file extensions should be used in WHERE condition for selecting media files. Enter values in semicolon-separated format (ex. .jpg;.png).
- ORDER BY Expression: ORDER BY part of the SELECT query.




Select top N documents:	Selects only top N items. If blank, all items are selected.
Site name:	Code name of the web site from which you want to display the content. If you leave the value empty, the content is retrieved from the current web site.
WHERE condition:	WHERE part of the SELECT query.
Selected columns:	Only selected columns will be displayed.

### **System settings**

Check permissions:	Indicates if permissions should be checked for the displayed content and only the items for which the current user has appropriate permission should be displayed.
Cache item name:	Name of the cache item. If not explicitly specified, the name is automatically created based on the control unique ID.
Cache minutes:	The number of minutes for which the content is kept in the cache until the latest version is reloaded from the database. If you specify 0, the content is not cached. If you specify -1, the site-level settings are used.
Cache dependencies:	List of the cache keys on which the cached data depend. When the cache item changes, the cache of the web part is also deleted. Each line contains one item.

**Additional documentation text is not provided.**

## Syndication > Custom table RSS feed

	<p>This web part can be used to create an RSS feed of data stored in Kentico CMS custom tables. It uses a built-in custom table data source as a source of the feed data. It displays a link leading to the feed, which is located at the URL of the page where the web part is placed, with a querystring parameter appended.</p>
---	--

### Feed link

- Link text: Text for the feed link.
- Link icon: Icon which will be displayed in the feed link.
- Enable RSS auto-discovery: Indicates if the RSS feed is automatically discovered by the browser.

### RSS

- Feed name: Feed name to identify this feed on a page with multiple feeds. If the value is empty the GUID of the web part instance will be used by default.
- Feed title: URL title of the feed.
- Feed description: Description of the feed.
- Feed language: Language of the feed. If the value is empty the content culture will be used.
- Feed querystring key: Querystring key which is used for RSS feed identification on a page with multiple RSS feeds.
- Feed header: Custom feed header XML which is generated before feed items. If the value is empty default header for RSS feed is generated.
- Feed footer: Custom feed footer XML which is generated after feed items. If the value is empty default footer for RSS feed is generated.

### Transformations

- Transformation name: Transformation used for generating the feed.

### Content filter

- Custom table name: Sets the source custom table name.
- ORDER BY Expression: ORDER BY part of the SELECT query.
- Select top N documents: Selects only top N items. If blank, all items are selected.
- WHERE condition: WHERE part of the SELECT query.
- Selected columns: Only selected columns will be displayed.

## System settings

Cache item name:	Name of the cache item. If not explicitly specified, the name is automatically created based on the control unique ID.
Cache minutes:	The number of minutes for which the content is kept in the cache until the latest version is reloaded from the database. If you specify 0, the content is not cached. If you specify -1, the site-level settings are used.
Cache dependencies:	List of the cache keys on which the cached data depend. When the cache item changes, the cache of the web part is also deleted. Each line contains one item.

**Additional documentation text is not provided.**

## Syndication > Message board RSS feed

	<p>This web part can be used to create an RSS feed of message board messages. It uses a built-in board messages data source as a source of the feed data. It displays a link leading to the feed, which is located at the URL of the page where the web part is placed, with a querystring parameter appended.</p>
---	--

### Feed link

- Link text: Text for the feed link.
- Link icon: Icon which will be displayed in the feed link.
- Enable RSS auto-discovery: Indicates if the RSS feed is automatically discovered by the browser.

### RSS

- Feed name: Feed name to identify this feed on a page with multiple feeds. If the value is empty the GUID of the web part instance will be used by default.
- Feed title: URL title of the feed.
- Feed description: Description of the feed.
- Feed language: Language of the feed. If the value is empty the content culture will be used.
- Feed querystring key: Querystring key which is used for RSS feed identification on a page with multiple RSS feeds.
- Feed header: Custom feed header XML which is generated before feed items. If the value is empty default header for RSS feed is generated.
- Feed footer: Custom feed footer XML which is generated after feed items. If the value is empty default footer for RSS feed is generated.

### Transformations

- Transformation name: Transformation used for generating the feed.

### Filter

- Board name: Name of the message board whose content should be transformed into the RSS feed.
- Show group messages: Indicates if messages from group boards should be included.
- Select only approved: Indicates if only approved items should be selected.
- ORDER BY expression: ORDER BY part of the SELECT query.
- Select Top N messages: Selects only top N items. If blank, all items are selected.

Site name:	Code name of the web site from which you want to display the content. If you leave the value empty, the content is retrieved from the current web site.
WHERE condition:	WHERE part of the SELECT query.
Selected columns:	Only selected columns will be displayed.

### Document filter

Use document filter:	Indicates if the messages should be retrieved according to document filter settings.
Path:	Path of the documents
Combine with default culture:	Indicates if default language version of the document should be displayed if the document is not translated to the current language.
Culture code:	Culture version of the displayed content.
Maximum nesting level:	Maximum nesting level. It specifies the number of sub-levels in the content tree that should be included in the displayed content.
Select only published:	Indicates if only published documents should be displayed.
WHERE condition:	WHERE part of the SELECT query.

### System settings

Cache item name:	Name of the cache item. If not explicitly specified, the name is automatically created based on the control unique ID.
Cache minutes:	The number of minutes for which the content is kept in the cache until the latest version is reloaded from the database. If you specify 0, the content is not cached. If you specify -1, the site-level settings are used.
Cache dependencies:	List of the cache keys on which the cached data depend. When the cache item changes, the cache of the web part is also deleted. Each line contains one item.

**Additional documentation text is not provided.**

## Syndication > Web service RSS feed



The Web service RSS feed web part can be used to create an RSS feed of data provided by an external web service. It uses a built-in web service data source as a source of the feed data. It displays a link leading to the feed, which is located at the URL of the page where the web part is placed, with a querystring parameter appended.

### Feed link

- Link text: Text for the feed link.
- Link icon: Icon which will be displayed in the feed link.
- Enable RSS auto-discovery: Indicates if the RSS feed is automatically discovered by the browser.

### RSS

- Feed name: Feed name to identify this feed on a page with multiple feeds. If the value is empty the GUID of the web part instance will be used by default.
- Feed title: URL title of the feed.
- Feed description: Description of the feed.
- Feed language: Language of the feed. If the value is empty the content culture will be used.
- Feed querystring key: Querystring key which is used for RSS feed identification on a page with multiple RSS feeds.
- Feed header: Custom feed header XML which is generated before feed items. If the value is empty default header for RSS feed is generated.
- Feed footer: Custom feed footer XML which is generated after feed items. If the value is empty default footer for RSS feed is generated.

### Transformations

- Transformation name: Transformation used for generating the feed.

### Filter

- Web service URL (.asmx file): URL of the web service (e.g.: <http://localhost/webservice1/Service.asmx>).
- Web service parameter: String value that is passed as a parameter to the web service.

### System settings


- Cache item name: Name of the cache item. If not explicitly specified, the name is automatically created based on the control unique ID.

Cache minutes: The number of minutes for which the content is kept in the cache until the latest version is reloaded from the database. If you specify 0, the content is not cached. If you specify -1, the site-level settings are used.

Cache dependencies: List of the cache keys on which the cached data depend. When the cache item changes, the cache of the web part is also deleted. Each line contains one item.

**Additional documentation text is not provided.**

## Syndication > Atom repeater

	<p>This web part changes a page to an Atom feed of data provided by a connected data source web part.</p>
---	---

### RSS

- Feed name:** Feed name to identify this feed on a page with multiple feeds. If the value is empty the GUID of the web part instance will be used by default.
- Feed title:** URL title of the feed.
- Feed subtitle:** Description/Subtitle of the feed.
- Feed language:** Language of the feed. If the value is empty the content culture will be used.
- Feed updated:** Last significant modification date of the feed.
- Feed author name:** Author name of the feed.
- Feed header:** Custom feed header XML which is generated before feed items. If the value is empty default header for Atom feed is generated.
- Feed footer:** Custom feed footer XML which is generated after feed items. If the value is empty default footer for Atom feed is generated.

### Content

- Data source name:** ID of data source web part that provides data displayed by this web part.

### Transformations

- Transformation name:** Transformation used for generating the feed.

### System settings

- Cache item name:** Name of the cache item. If not explicitly specified, the name is automatically created based on the control unique ID.
- Cache minutes:** The number of minutes for which the content is kept in the cache until the latest version is reloaded from the database. If you specify 0, the content is not cached. If you specify -1, the site-level settings are used.
- Cache dependencies:** List of the cache keys on which the cached data depend. When the cache item changes, the cache of the web part is also deleted. Each line contains one item.

### Time zones


- Time zone:** Time zone used for the webpart content.



Custom time zone: Optional custom time zone which can be used for the web part content.

Note: Selected transformations work only with Documents datasource.

## Syndication > XML repeater

	<p>This web part changes a page to an XML feed displaying the data provided by a connected data source web part.</p>
---	--

### XML

- Feed header: Feed header XML which is generated before feed items.
- Feed footer: Feed footer XML which is generated after feed items.

### Content

- Data source name: ID of data source web part that provides data displayed by this web part.

### Transformations


- Transformation name: Transformation used for generating the feed.

### System settings

- Cache item name: Name of the cache item. If not explicitly specified, the name is automatically created based on the control unique ID.
- Cache minutes: The number of minutes for which the content is kept in the cache until the latest version is reloaded from the database. If you specify 0, the content is not cached. If you specify -1, the site-level settings are used.
- Cache dependencies: List of the cache keys on which the cached data depend. When the cache item changes, the cache of the web part is also deleted. Each line contains one item.

**Additional documentation text is not provided.**

## Syndication > Atom feed

	<p>The Atom feed web part can be used to create an Atom feed. It must be connected to a data source web part, which will provide data for the feed. It displays a link leading to the feed, which is located at the URL of the page where the web part is placed, with a querystring parameter appended.</p>
---	--

### Feed link

- Link text: Text for the feed link.
- Link icon: Icon which will be displayed in the feed link.
- Enable atom auto-discovery: Indicates if the Atom feed is automatically discovered by the browser.

### RSS

- Feed name: Feed name to identify this feed on a page with multiple feeds. If the value is empty the GUID of the web part instance will be used by default.
- Feed title: URL title of the feed.
- Feed subtitle: Description/Subtitle of the feed.
- Feed language: Language of the feed. If the value is empty the content culture will be used.
- Feed updated: Last significant modification date of the feed.
- Feed author name: Author name of the feed.
- Feed querystring key: Querystring key which is used for Atom feed identification on a page with multiple Atom feeds.
- Feed header: Custom feed header XML which is generated before feed items. If the value is empty default header for Atom feed is generated.
- Feed footer: Custom feed footer XML which is generated after feed items. If the value is empty default footer for Atom feed is generated.

### Content

- Data source name: ID of data source web part that provides data displayed by this web part.

### Transformations

- Transformation name: Transformation used for generating the feed.


### System settings

- Cache item name: Name of the cache item. If not explicitly specified, the name is automatically created based on the control unique ID.

Cache minutes:	The number of minutes for which the content is kept in the cache until the latest version is reloaded from the database. If you specify 0, the content is not cached. If you specify -1, the site-level settings are used.
Cache dependencies:	List of the cache keys on which the cached data depend. When the cache item changes, the cache of the web part is also deleted. Each line contains one item.

Note: Selected transformations work only with Documents datasource.

## Syndication > Products RSS feed

	<p>This web part can be used to create an RSS feed of products on your site. It uses a built-in products data source as a source of the products. It displays a link leading to the feed, which is located at the URL of the page where the web part is placed, with a querystring parameter appended.</p>
---	--

### Feed link

- Link text: Text for the feed link.
- Link icon: Icon which will be displayed in the feed link.
- Enable RSS auto-discovery: Indicates if the RSS feed is automatically discovered by the browser.

### RSS

- Feed name: Feed name to identify this feed on a page with multiple feeds. If the value is empty the GUID of the web part instance will be used by default.
- Feed title: URL title of the feed.
- Feed description: Description of the feed.
- Feed language: Language of the feed. If the value is empty the content culture will be used.
- Feed querystring key: Querystring key which is used for RSS feed identification on a page with multiple RSS feeds.
- Feed header: Custom feed header XML which is generated before feed items. If the value is empty default header for RSS feed is generated.
- Feed footer: Custom feed footer XML which is generated after feed items. If the value is empty default footer for RSS feed is generated.

### Transformations

- Transformation name: Transformation used for generating the feed.

### Filter

- WHERE condition: WHERE part of the SELECT query.
- ORDER BY Expression: ORDER BY part of the SELECT query.
- Select top N documents: Selects only top N items. If blank, all items are selected.
- Selected columns: Only selected columns will be displayed.
- Filter name: Filter name of external filter connected to this web part.

## Document filter

Use document filter:	Indicates if the products should be retrieved according to document filter settings.
Path:	Path of the documents.
Culture code:	Culture version of the documents.
Combine with default culture:	Indicates if default language version of the document should be used during filtering if the document is not translated to the current language.
Select only published:	Indicates if only published documents should be used during filtering.
Maximum nesting level:	Maximum nesting level. It specifies the number of sub-levels in the content tree that should be included in the filtered content.
Site name:	Code name of the web site from which you want to display the content. If you leave the value empty, the content is retrieved from the current web site.
WHERE condition:	WHERE part of the SELECT query.

## System settings

Cache item name:	Name of the cache item. If not explicitly specified, the name is automatically created based on the control unique ID.
Cache minutes:	The number of minutes for which the content is kept in the cache until the latest version is reloaded from the database. If you specify 0, the content is not cached. If you specify -1, the site-level settings are used.
Cache dependencies:	List of the cache keys on which the cached data depend. When the cache item changes, the cache of the web part is also deleted. Each line contains one item.

**Additional documentation text is not provided.**

## Syndication > Feed link



The Feed link web part displays a link to RSS, Atom or XML feed based on the web part settings. It supports automatic feed discovery.

### Feed link


Link text:	Text for the feed link.
Link icon:	Icon which will be displayed in the feed link.
Feed URL:	URL of the feed.
Enable auto-discovery:	Indicates if the feed is automatically discovered by the browser. The Content type property has to be set accordingly for proper functionality.

### RSS

Feed title:	URL title of the feed.
Content type:	Type of content to enable feed autodiscovery.

**Additional documentation text is not provided.**

## Syndication > Blog posts RSS feed

	<p>This web part can be used to create an RSS feed of blog posts on your site. It uses a built-in pre-configured documents data source as a source of the blog posts. It displays a link leading to the feed, which is located at the URL of the page where the web part is placed, with a querystring parameter appended.</p>
---	--

### Feed link

- Link text: Text for the feed link.
- Link icon: Icon which will be displayed in the feed link.
- Enable RSS auto-discovery: Indicates if the RSS feed is automatically discovered by the browser.

### RSS

- Feed name: Feed name to identify this feed on a page with multiple feeds. If the value is empty the GUID of the web part instance will be used by default.
- Feed title: URL title of the feed.
- Feed description: Description of the feed.
- Feed language: Language of the feed. If the value is empty the content culture will be used.
- Feed querystring key: Querystring key which is used for RSS feed identification on a page with multiple RSS feeds.
- Feed header: Custom feed header XML which is generated before feed items. If the value is empty default header for RSS feed is generated.
- Feed footer: Custom feed footer XML which is generated after feed items. If the value is empty default footer for RSS feed is generated.

### Content

- Path: Path of the documents to be displayed.

### Transformations

- Transformation name: Transformation used for generating the feed.

### Filter

- Document types: Types of documents that should be displayed, separated with a semicolon (;). The \* wildcard can be used as a substitute for a random sequence of characters (e.g. CMS.Product.\* for CMSProduct.Camera;CMSProduct.CellPhone;CMSProduct.Computer... etc.).
- Combine with default culture: Indicates if default language version of the document should be displayed if the document is not translated to the current language.



Culture code:	Culture version of the displayed content.
Maximum nesting level:	Maximum nesting level. It specifies the number of sub-levels in the content tree that should be included in the displayed content.
ORDER BY expression:	ORDER BY part of the SELECT query.
Select only published:	Indicates if only published documents should be displayed.
Select top N documents:	Selects only top N items. If blank, all items are selected.
Site name:	Code name of the web site from which you want to display the content. If you leave the value empty, the content is retrieved from the current web site.
WHERE condition:	WHERE part of the SELECT query.
Columns:	Only selected columns will be displayed.
Filter out duplicate documents:	If the displayed data contains multiple links to the same document, you can choose to display only one of them.

### **System settings**

Check permissions:	Indicates if permissions should be checked for the displayed content and only the documents for which the current user has the "read" permission should be displayed.
Cache item name:	Name of the cache item. If not explicitly specified, the name is automatically created based on the control unique ID.
Cache minutes:	The number of minutes for which the content is kept in the cache until the latest version is reloaded from the database. If you specify 0, the content is not cached. If you specify -1, the site-level settings are used.
Cache dependencies:	List of the cache keys on which the cached data depend. When the cache item changes, the cache of the web part is also deleted. Each line contains one item.

Note: Selected transformations work only with Documents datasource.

## Syndication > Events RSS feed



This web part can be used to create an RSS feed of Kentico CMS events. It uses a built-in pre-configured documents data source as a source of the events. It displays a link leading to the feed, which is located at the URL of the page where the web part is placed, with a querystring parameter appended.

### Feed link

- Link text: Text for the feed link.
- Link icon: Icon which will be displayed in the feed link.
- Enable RSS auto-discovery: Indicates if the RSS feed is automatically discovered by the browser.

### RSS

- Feed name: Feed name to identify this feed on a page with multiple feeds. If the value is empty the GUID of the web part instance will be used by default.
- Feed title: URL title of the feed.
- Feed description: Description of the feed.
- Feed language: Language of the feed. If the value is empty the content culture will be used.
- Feed querystring key: Querystring key which is used for RSS feed identification on a page with multiple RSS feeds.
- Feed header: Custom feed header XML which is generated before feed items. If the value is empty default header for RSS feed is generated.
- Feed footer: Custom feed footer XML which is generated after feed items. If the value is empty default footer for RSS feed is generated.

### Content

- Path: Path of the documents to be displayed.

### Transformations

- Transformation name: Transformation used for generating the feed.

### Filter

- Document types: Types of documents that should be displayed, separated with a semicolon (;). The \* wildcard can be used as a substitute for a random sequence of characters (e.g. CMS.Product.\* for CMSProduct.Camera;CMSProduct.CellPhone;CMSProduct.Computer... etc.).
- Combine with default culture: Indicates if default language version of the document should be displayed if the document is not translated to the current language.


Culture code:	Culture version of the displayed content.
Maximum nesting level:	Maximum nesting level. It specifies the number of sub-levels in the content tree that should be included in the displayed content.
ORDER BY expression:	ORDER BY part of the SELECT query.
Select only published:	Indicates if only published documents should be displayed.
Select top N documents:	Selects only top N items. If blank, all items are selected.
Site name:	Code name of the web site from which you want to display the content. If you leave the value empty, the content is retrieved from the current web site.
WHERE condition:	WHERE part of the SELECT query.
Columns:	Only selected columns will be displayed.
Filter out duplicate documents:	If the displayed data contains multiple links to the same document, you can choose to display only one of them.

### **System settings**

Check permissions:	Indicates if permissions should be checked for the displayed content and only the documents for which the current user has the "read" permission should be displayed.
Cache item name:	Name of the cache item. If not explicitly specified, the name is automatically created based on the control unique ID.
Cache minutes:	The number of minutes for which the content is kept in the cache until the latest version is reloaded from the database. If you specify 0, the content is not cached. If you specify -1, the site-level settings are used.
Cache dependencies:	List of the cache keys on which the cached data depend. When the cache item changes, the cache of the web part is also deleted. Each line contains one item.

Note: Selected transformations work only with Documents datasource.

## Syndication > News RSS feed

	<p>This web part can be used to create an RSS feed of Kentico CMS news items. It uses a built-in documents data source as a source of the news. It displays a link leading to the feed, which is located at the URL of the page where the web part is placed, with a querystring parameter appended.</p>
---	--

### Feed link

- Link text: Text for the feed link.
- Link icon: Icon which will be displayed in the feed link.
- Enable RSS auto-discovery: Indicates if the RSS feed is automatically discovered by the browser.

### RSS

- Feed name: Feed name to identify this feed on a page with multiple feeds. If the value is empty the GUID of the web part instance will be used by default.
- Feed title: URL title of the feed.
- Feed description: Description of the feed.
- Feed language: Language of the feed. If the value is empty the content culture will be used.
- Feed querystring key: Querystring key which is used for RSS feed identification on a page with multiple RSS feeds.
- Feed header: Custom feed header XML which is generated before feed items. If the value is empty default header for RSS feed is generated.
- Feed footer: Custom feed footer XML which is generated after feed items. If the value is empty default footer for RSS feed is generated.

### Content

- Path: Path of the documents to be displayed.

### Transformations

- Transformation name: Transformation used for generating the feed.

### Filter

- Document types: Types of documents that should be displayed, separated with a semicolon (;). The \* wildcard can be used as a substitute for a random sequence of characters (e.g. CMS.Product.\* for CMSProduct.Camera;CMSProduct.CellPhone;CMSProduct.Computer... etc.).
- Combine with default culture: Indicates if default language version of the document should be displayed if the document is not translated to the current language.

Culture code:	Culture version of the displayed content.
Maximum nesting level:	Maximum nesting level. It specifies the number of sub-levels in the content tree that should be included in the displayed content.
ORDER BY expression:	ORDER BY part of the SELECT query.
Select only published:	Indicates if only published documents should be displayed.
Select top N documents:	Selects only top N items. If blank, all items are selected.
Site name:	Code name of the web site from which you want to display the content. If you leave the value empty, the content is retrieved from the current web site.
WHERE condition:	WHERE part of the SELECT query.
Columns:	Only selected columns will be displayed.
Filter out duplicate documents:	If the displayed data contains multiple links to the same document, you can choose to display only one of them.

### System settings

Check permissions:	Indicates if permissions should be checked for the displayed content and only the documents for which the current user has the "read" permission should be displayed.
Cache item name:	Name of the cache item. If not explicitly specified, the name is automatically created based on the control unique ID.
Cache minutes:	The number of minutes for which the content is kept in the cache until the latest version is reloaded from the database. If you specify 0, the content is not cached. If you specify -1, the site-level settings are used.
Cache dependencies:	List of the cache keys on which the cached data depend. When the cache item changes, the cache of the web part is also deleted. Each line contains one item.

Note: Selected transformations work only with Documents datasource.

## Syndication > Articles RSS feed

	<p>This web part can be used to create an RSS feed of Kentico CMS articles. It uses a built-in pre-configured documents data source as a source of the articles. It displays a link leading to the feed, which is located at the URL of the page where the web part is placed, with a querystring parameter appended.</p>
---	---

### Feed link

- Link text: Text for the feed link.
- Link icon: Icon which will be displayed in the feed link.
- Enable RSS auto-discovery: Indicates if the RSS feed is automatically discovered by the browser.

### RSS

- Feed name: Feed name to identify this feed on a page with multiple feeds. If the value is empty the GUID of the web part instance will be used by default.
- Feed title: URL title of the feed.
- Feed description: Description of the feed.
- Feed language: Language of the feed. If the value is empty the content culture will be used.
- Feed querystring key: Querystring key which is used for RSS feed identification on a page with multiple RSS feeds.
- Feed header: Custom feed header XML which is generated before feed items. If the value is empty default header for RSS feed is generated.
- Feed footer: Custom feed footer XML which is generated after feed items. If the value is empty default footer for RSS feed is generated.

### Content

- Path: Path of the documents to be displayed.

### Transformations

- Transformation name: Transformation used for generating the feed.

### Filter

- Document types: Types of documents that should be displayed, separated with a semicolon (;). The \* wildcard can be used as a substitute for a random sequence of characters (e.g. CMS.Product.\* for CMSProduct.Camera;CMSProduct.CellPhone;CMSProduct.Computer... etc.).
- Combine with default culture: Indicates if default language version of the document should be displayed if the document is not translated to the current language.


Culture code:	Culture version of the displayed content.
Maximum nesting level:	Maximum nesting level. It specifies the number of sub-levels in the content tree that should be included in the displayed content.
ORDER BY expression:	ORDER BY part of the SELECT query.
Select only published:	Indicates if only published documents should be displayed.
Select top N documents:	Selects only top N items. If blank, all items are selected.
Site name:	Code name of the web site from which you want to display the content. If you leave the value empty, the content is retrieved from the current web site.
WHERE condition:	WHERE part of the SELECT query.
Columns:	Only selected columns will be displayed.
Filter out duplicate documents:	If the displayed data contains multiple links to the same document, you can choose to display only one of them.

### System settings

Check permissions:	Indicates if permissions should be checked for the displayed content and only the documents for which the current user has the "read" permission should be displayed.
Cache item name:	Name of the cache item. If not explicitly specified, the name is automatically created based on the control unique ID.
Cache minutes:	The number of minutes for which the content is kept in the cache until the latest version is reloaded from the database. If you specify 0, the content is not cached. If you specify -1, the site-level settings are used.
Cache dependencies:	List of the cache keys on which the cached data depend. When the cache item changes, the cache of the web part is also deleted. Each line contains one item.

Note: Selected transformations work only with Documents datasource.

## Tagging & categories > Category list

	Displays the list of all categories.
---	--------------------------------------

### Category list settings

Category list page:	URL of the document which will be used as a link URL for categories.
Querystring parameter name:	The name of the query string parameter which will pass the CategoryID to the page specified in DocumentListUrl property.
Display global categories:	Indicates if global categories should be displayed.
Display custom categories:	Indicates if categories of the current user should be displayed.
Alias path:	Path of the documents to be displayed.
Combine with default culture:	Indicates if default language version of the document should be displayed if the document is not translated to the current language.
Culture code:	Culture version of the displayed content.
Max relative level:	Maximum nesting level. It specifies the number of sub-levels in the content tree that should be included in the displayed content.
Select only published:	Indicates if only published documents should be displayed.
Site name:	Code name of the web site from which you want to display the content. If you leave the value empty, the content is retrieved from the current web site.

### Content filter

ORDER BY expression:	ORDER BY part of the SELECT query.
Select top N documents:	Selects only top N items. If blank, all items are selected.
WHERE condition:	WHERE part of the SELECT query.

### Transformations

Transformation:	Transformation used in the list view mode.
-----------------	--


### No data behavior

Hide if no record found:	Indicates if content should be hidden when no record is found.
No record found text:	Text that should be displayed if no data is found.



**Additional documentation text is not provided.**

## Tagging & categories > Tag cloud

	Displays list of all the tags used within a group of documents or part of the content tree. Tag frequency is shown with font size; the most frequent tags use larger font size than the less frequent ones. Each tag links to the page which shows the list of the documents that are tagged with the specified key word.
---	---

### Tags filter

- Site name: Code name of the web site from which you want to display the content. If you leave the value empty, the content is retrieved from the current web site.
- Tag group name: Tag group which will be used as source of tags.
- Select top N tags: Selects only top N items. If blank, all items are selected.
- ORDER BY expression: ORDER BY part of the SELECT query.

### Tag cloud settings

- Document list URL: URL of the document which will be used as a link URL for tags.
- Querystring parameter name: The name of the query string parameter which will pass the TagID to the page specified in DocumentListUrl property.
- Tag separator: HTML code which is placed between each two tags.
- Minimal tag font size: Minimal font size (for the tag with the lowest occurrence) in pixels.
- Maximal tag font size: Maximal font size (for the tag with the highest occurrence) in pixels.

### Content filter

- Use document filter: Indicates if the tags should be retrieved according to document filter settings.
- Path: Path of the documents the tags will be retrieved from.
- Combine with default culture: Indicates if tags from default language version of the document should be displayed if the document is not translated to the current language.
- Culture code: Culture version of the displayed content.
- Maximum nesting level: Maximum nesting level. It specifies the number of sub-levels in the content tree that should be included in the displayed content.
- Select only published: Indicates if only tags from published documents should be displayed. Applied only when 'Site name' or 'Alias path' property is defined. If not, all tags from the selected tag group will be displayed.
- WHERE condition: WHERE part of the SELECT query.

### System settings

Cache item name:	Name of the cache item. If not explicitly specified, the name is automatically created based on the control unique ID.
Cache minutes:	The number of minutes for which the content is kept in the cache until the latest version is reloaded from the database. If you specify 0, the content is not cached. If you specify -1, the site-level settings are used.
Cache dependencies:	List of the cache keys on which the cached data depend. When the cache item changes, the cache of the web part is also deleted. Each line contains one item.

### No data behavior

Hide if no record found:	Indicates if content should be hidden when no record is found.
No record found text:	Text that should be displayed if no data is found.

#### Data format:

TagClouds webpart needs the datatable with at least two columns, where data in first column represents labels (various datatype) and second column is the value (number datatype). Optional is the third column which can have two meanings:

1) If the Base URL is supplied then it's considered as a value for query string parameter

mydocument	20	mydocumentparam
------------	----	-----------------

This means that the URL will be assembled like this `baseurl?querystringparam=mydocumentparam`

2) If the Base URL is empty then it's considered as a complete URL

kentico	10	<a href="http://www.kentico.com">http://www.kentico.com</a>
---------	----	---

## Text > Static text




The Static text web part allows web developers to edit plain text content that will be rendered on the page. Unlike with Editable text web part, the content editors cannot edit the content. The web part displays the entered static content on the live site.

### Content

Text:	Text to be displayed.
Encode text:	Indicates whether the text will be HTML encoded.
Resolve dynamic controls:	Enables or disables resolving of inline controls. E.g. bizforms, polls, ... .

**Additional documentation text is not provided.**

## Text > Editable text

	<p>The Editable text web part displays an editable region that enabled content editors to edit page content.</p>
---	--

### Content

- Select only published: Indicates if only published documents should be displayed.
- Resolve dynamic controls: Enables or disables resolving of inline controls. E.g. bizforms, polls, ... .

### Design

- Editable region title: Editable region title.
- Editable region type: Type of the editable region - textbox, textarea or HTML editor (WYSIWYG editor).
- Editable region width: Width of the editable region in pixels.
- Editable region height: Height of the editable region in pixels.

### Behavior

- HTML editor toolbar set: Name of the toolbar set of the HTML (WYSIWYG) editor. If not specified, the default toolbar is used. E.g.: Default, Basic
- HTML editor toolbar location: HTML (WYSIWYG) editor toolbar location - the region can have either its own toolbar or a shared toolbar. Please note: if you use the shared toolbar, the toolbar set depends on the last used toolbar.
- HTML editor css stylesheet: Indicates which stylesheet should be used for HTML editor.
- Minimum length: Minimum text length in number of characters.
- Maximum length: Maximum text length in number of characters.
- Word wrap (text area only): Indicates if long lines should be wrapped in the textarea control.
- Automatic image resize on upload: The size new uploaded images will be automatically resized to.

### Security

- Check permissions: Indicates if permissions should be checked for the displayed content and only the documents for which the current user has the "read" permission should be displayed.

**Additional documentation text is not provided.**



## Text > Static HTML



The Static HTML web part allows web developers to edit HTML content using a WYSIWYG editor. Unlike with Editable text web part, the content editors cannot edit the content. The web part displays the entered static content on the live site.

### Content

Text:	Text to be displayed.
Resolve dynamic controls:	Enables or disables resolving of inline controls. E.g. bizforms, polls, ... .

**Additional documentation text is not provided.**

## Text > Editable image



### Content

Image width:	Image width in pixels - the image will be resized to this width.
Image height:	Image height in pixels - the image will be resized to this height.
Image title:	Title displayed in the editing mode.
Automatic image resize on upload:	The size new uploaded images will be automatically resized to.
Alternate text:	ALT text of the image displayed on the web site.
Select only published:	Indicates if only published documents should be displayed.

### Design

Image CSS class:	CSS class used for the <img> element.
Image style:	Style attribute value for the <img> element. E.g.: border: 1px solid red
Display image page path:	Indicates if selector text box should be displayed.


### Security

Check permissions:	Indicates if permissions should be checked for the displayed content and only the documents for which the current user has the "read" permission should be displayed.
--------------------	---

**Additional documentation text is not provided.**



## Text > Paged text

	Displays the document field as a paged text
---	---

### Content

- Path: Path to the document
- Text field name: Document field that should be used as a source of the text.

### Content filter

- Combine with default culture: Indicates if default language version of the document should be displayed if the document is not translated to the current language.
- Culture code: Culture version of the displayed content.
- Select only published: Indicates if only published documents should be displayed.
- Site name: Code name of the web site from which you want to display the content. If you leave the value empty, the content is retrieved from the current web site.

### Paging


- Paging mode: Type of paging parameter - it can be passed either through URL (Query string) or through postback (Postback).
- Navigation buttons: Indicates if the back and next buttons should be displayed.
- Pager position: Position of the pager - top or bottom.
- Page size (characters): Number of records per page.
- Query string key: The name of the URL parameter that will contain the current page number.
- Show first and last buttons: Indicates if First and Last buttons should be displayed.
- Pager format: You can use the following expressions: {0} for current page, {2} for total number of pages. E.g.: You're on page {0} of {2}
- HTML Before: HTML content before pager.
- HTML after: HTML content after pager.
- Numbers separator: Separator sign for the page numbers.

### Design

- Text CSS Class: Indicates CSS class which should be used for text styling.
- Pager CSS Class: Indicates CSS class which should be used for pager styling.
- Pager separator: Insert what should be pager separator.

**Additional documentation text is not provided.**

## User contributions > Contribution list

	<p>Displays a list of contributions or only the New document button.</p>
---	--

### Content

**Path:** Path of the documents to be displayed.

### User contributions

- Path for new documents:** Path where new documents created using the New document button will be stored.  
E.g.: /news
- Allowed new document types:** List of document types (their code names) that can be created using the New document button. You can specify multiple document types separated with a semicolon (;). E.g.: cms.news;cms.article
- Alternative form name:** Name of the alternative form which will be used to change form definition and/or layout. Remove class name if more document types are allowed.
- Validation error message:** This message will be displayed after validation failed. Default error message will be used if this one is not set.
- Display list of documents:** Indicates if the list of documents should be displayed or only the New document button should be displayed.
- New document page template:** The default page template assigned to all documents created through the Contribution list web part. If you leave the value empty, the documents will inherit the parent page template by default.
- New item button label:** Text used for 'New item' button.
- List button label:** Text used for 'List' button.

### Content filter

- Document types:** Types of documents that should be displayed, separated with a semicolon (;). The \* wildcard can be used as a substitute for a random sequence of characters (e.g. CMS.Product.\* for CMSProduct.Camera;CMSProduct.CellPhone;CMSProduct.Computer... etc.).
- Combine with default culture:** Indicates if default language version of the document should be displayed if the document is not translated to the current language.
- Culture code:** Culture version of the displayed content.
- Maximum nesting level:** Maximum nesting level. It specifies the number of sub-levels in the content tree that should be included in the displayed content.
- ORDER BY expression:** ORDER BY part of the SELECT query.
- Select only published:** Indicates if only published documents should be displayed.
- Site name:** Code name of the web site from which you want to display the content. If you leave the value empty, the content is retrieved from the current web site.

WHERE condition: WHERE part of the SELECT query.

## Security

Check permissions: Indicates if document permissions should be checked. If not chosen, the access is controlled only by the Allow editing by users value.

Allow insert: Indicates if the New document button should be displayed.


Allow edit: Indicates if the edit button should be displayed.

Allow delete: Indicates if the delete button should be displayed.

Allow editing by users: Specifies what kind of users can edit the documents using this control: - All users (any user who comes to the web site) - Authenticated users (only users with user name and password) - Document owners (only document owners can edit the content)

**Additional documentation text is not provided.**

## User contributions > Edit contribution

	Enables editing of user contributions.
---	--

### Content

Path:	Path of the documents to be displayed.
Culture code:	Culture version of the displayed content.
Site name:	Code name of the web site from which you want to display the content. If you leave the value empty, the content is retrieved from the current web site.
Alternative form name:	Name of the alternative form which will be used to change form definition and/or layout.
Validation error message:	This message will be displayed after validation failed. Default error message will be used if this one is not set.
Edit button label:	Text used for 'Edit' button.
Delete button label:	Text used for 'Delete' button.
Close edit mode label:	Text used for 'Close edit mode' button.

### Security

Check permissions:	Indicates if document permissions should be checked. If not chosen, the access is controlled only by the Allow editing by users value.
Allow delete:	Indicates if the delete button should be displayed.
Allow editing by users:	Specifies what kind of users can edit the documents using this control: - All users (any user who comes to the web site) - Authenticated users (only users with user name and password) - Document owners (only document owners can edit the content)

**Additional documentation text is not provided.**

## Web services > Repeater for web service



The Repeater web part renders specified documents using given ASCX transformation. All webservice web parts use the example webservice (/CMSPages/WebService.aspx) as a datasource.

### Layout

Transformation: Transformation for displaying the data.

### No data behavior

Hide if no record found: Indicates if content should be hidden when no record is found.

No record found text: Text that should be displayed if no data is found.

### Web service settings

Web service URL (.asmx file): URL of the web service, e.g.: <http://localhost/webservice1/Service.aspx>

Web service parameters: String value that is passed as a parameter to the web service.

**Additional documentation text is not provided.**

## Web services > Grid for web service



The Grid for web service web part displays a grid with data retrieved from the specified web service. All webservice web parts use the example webservice (/CMSPages/WebService.aspx) as a datasource.

### Design

Show header:	Indicates if header should be shown.
Show footer:	Indicates if footer should be shown.
Tool tip:	Tool tip displayed when the table is mouse-overed.
Skin ID:	ID of the skin to be applied to the grid control.

### Paging

Enable paging:	Indicates if paging should be used.
Page size:	Number of records displayed per page.
Pager style:	You can choose between Previous/Next buttons and page numbers.

### Sorting

Enable sorting:	Indicates if sorting should be used.
Default sort field:	Name of the field that will be used for sorting by default.
Sort ascending:	Indicates if the default sorting should be ascending.

### No data behavior

Hide if no record found:	Indicates if content should be hidden when no record is found.
No record found text:	Text that should be displayed if no data is found.

### Web service settings


Web service URL (.asmx file):	URL of the web service, e.g.: <a href="http://localhost/webservice1/Service.aspx">http://localhost/webservice1/Service.aspx</a>
Web service parameters:	String value that is passed as a parameter to the web service.

The design of the grid can be customized using skins. Here's an example:

```
<cc1:CMSDataGrid Runat="server">
  <HeaderStyle Font-Bold="True" ForeColor="White" BackColor="orange"></HeaderStyle>
  <FooterStyle ForeColor="Black" BackColor="#CCCCCC"></FooterStyle>
  <ItemStyle ForeColor="Black" BackColor="#EEEEEE"></ItemStyle>
  <AlternatingItemStyle BackColor="#DCDCDC"></AlternatingItemStyle>
  <PagerStyle HorizontalAlign="Center" ForeColor="Black" BackColor="#999999"
Mode="NumericPages"/>
</cc1:CMSDataGrid>
```



## Web services > Datalist for web service



The Datalist for web service web part displays a multicolumn/multirow list of data provided through the web service. All webservice web parts use the example webservice (/CMSPages/WebService.asmx) as a datasource.

### Layout

Repeat columns:	Number of columns.
Repeat direction:	Direction in which the items should be displayed when more than one columns are used - either vertical or horizontal.
Repeat layout:	Layout of the control - either tables or flow layout (without any predefined structure).
Transformation:	Transformation for displaying the data.

### No data behavior


Hide if no record found:	Indicates if content should be hidden when no record is found.
No record found text:	Text that should be displayed if no data is found.

### Web service settings

Web service URL (.asmx file):	URL of the web service (e.g.: <a href="http://localhost/webservice1/Service.asmx">http://localhost/webservice1/Service.asmx</a> ).
Web service parameter:	String value that is passed as a parameter to the web service.

**Additional documentation text is not provided.**

## Widgets > Widget actions

	Allows you to display buttons for adding new widget or resetting widget zone to default settings.
---	---

### Widgets

Widget zone type:	Specifies widget zone type.
Widget zone ID:	Enables you to specify widget zone directly by typing it's zone id. If not set first zone of specified type is used.
Display add widget button:	If checked Add widget link is rendered, which enables user to insert new widget to zone of specified type.
Display reset button:	If checked, the link to reset widget zones of specified type to default setting is visible.
Add button text:	Text used for add button. If not set, default is used.
Reset button text:	Text used for reset button. If not set, default is used.
Reset confirmation required:	If checked, confirmation dialog is displayed before resetting the zone settings.

**Additional documentation text is not provided.**