

Kentico CMS Web Parts

Abuse report

[Abuse report](#)
[In-line abuse report](#)

Articles

[Article list](#)

Attachments

[Attachment image gallery](#)
[Document attachments](#)

BizForms

[BizForm \(on-line form\)](#)

Blogs

[Comment view](#)
[Recent posts](#)
[Post archive](#)
[Blogs comments viewer](#)
[New blog](#)
[Blog post unsubscription](#)

Booking system

[Event registration](#)

Community

[Group registration](#)
[Group properties](#)
[Group profile](#)
[Group roles](#)
[Group polls](#)
[Group forums](#)
[Group members](#)
[Groups filter](#)
[Groups viewer](#)
[Group members viewer](#)
[Group public profile](#)
[Group forum list](#)
[Shortcuts](#)
[Leave group](#)
[Group forum posts viewer](#)
[Group message board](#)
[Group security access](#)
[Group security message](#)
[Group message board viewer](#)
[Group invitation](#)
[Group forum search results](#)
[My invitations](#)
[My sent invitations](#)
[Group permissions](#)
[Group contribution list](#)
[Group edit contribution](#)
[Group media libraries viewer](#)
[Group message boards](#)
[Group media libraries](#)

Community services

[YouTube video](#)

[Google video](#)
[Social bookmarking](#)

Content rating

[Content rating](#)

Custom tables

[Custom table repeater](#)
[Custom table datagrid](#)
[Custom table datalist](#)

Data sources

[Documents data source](#)
[Groups data source](#)
[Query data source](#)
[Custom Table data source](#)
[Group members data source](#)
[XML data source](#)
[File System data source](#)
[Forum Posts data source](#)
[Users data source](#)
[Blog comments data source](#)
[Board messages data source](#)
[Friends data source](#)
[Products data source](#)
[Media files data source](#)
[Media libraries data source](#)
[Group media libraries data source](#)
[Attachments data source](#)

E-commerce

[Shopping cart](#)
[Shopping cart preview](#)
[Product datalist](#)
[Wishlist](#)
[Similar products by sale](#)
[Random products](#)
[Top N products by sales](#)
[Top N newest products](#)
[Product filter](#)

Events

[Event calendar](#)

Forums

[Forum search box](#)
[Forum search results](#)
[Forum unsubscription](#)
[Forum group](#)
[Forum favorites](#)
[Forum search - advanced dialog](#)
[Forum \(Single forum - General\)](#)
[Forum \(Single forum - Tree layout\)](#)
[Forum \(Single forum - Flat layout\)](#)
[Forum posts viewer](#)
[Forum - Most active threads](#)
[Forum - Recently active threads](#)
[Forum - Top contributors](#)
[Forum breadcrumbs](#)

Friends

[Friendship management](#)
[Friends list](#)
[Rejected friends](#)
[Friends waiting for approval](#)

- [My pending requests](#)
- [Friends viewer](#)
- [My friends](#)
- [Request friendship](#)

Full-text search

- [SQL Search dialog](#)
- [SQL Search results](#)
- [SQL Search dialog with results](#)
- [SQL Search box](#)
- [Smart search dialog](#)
- [Smart search box](#)
- [Smart search results](#)
- [Smart search dialog with results](#)
- [Smart search filter](#)
- [Search accelerator \(for IE8\)](#)
- [Did you mean](#)

General

- [User control](#)
- [Page placeholder](#)
- [Language selection](#)
- [Java script](#)
- [Head HTML code](#)
- [Language selection with flags](#)
- [Date & time](#)
- [Powered by Kentico](#)
- [Filter](#)

Google services

- [Google maps](#)

Listings and viewers

- [Repeater](#)
- [Datalist](#)
- [XSLT viewer](#)
- [Repeater with custom query](#)
- [Datalist with custom query](#)
- [Grid](#)
- [Calendar](#)
- [Grid with custom query](#)
- [Image gallery](#)
- [Attachments](#)
- [Related documents](#)
- [Document pager](#)
- [Random document](#)
- [Lightbox](#)
- [Scrolling text](#)
- [Content slider](#)
- [Send to friend](#)
- [Basic repeater](#)
- [Basic datalist](#)
- [Universal pager](#)
- [Page views](#)
- [Universal document viewer](#)

Media

- [WMP video](#)
- [Flash](#)
- [Quick time](#)
- [Real media](#)

Media library

- [Media gallery](#)
- [Media file uploader](#)
- [Media gallery - file list](#)

[Media gallery - folder tree](#)
[Media gallery - file filter](#)
[Media libraries viewer](#)

Membership

[Current user](#)
[Sign out button](#)
[Logon form](#)
[Registration form](#)
[My profile](#)
[My account](#)
[Change password](#)
[Logon mini form](#)
[Registration e-mail confirmation](#)
[Custom registration form](#)
[Keep alive](#)
[On-line users](#)
[Windows LiveID](#)
[Users filter](#)
[User public profile](#)
[Users viewer](#)
[LiveID required data](#)

Message board

[Message board](#)
[Message board viewer](#)
[Message board unsubscription](#)

Messaging

[Inbox](#)
[Send message](#)
[Outbox](#)
[Contact list](#)
[Ignore list](#)
[My messages](#)
[Messaging info panel](#)

Navigation

[Drop-down menu](#)
[Tree menu](#)
[Breadcrumbs](#)
[Site map](#)
[Tab menu](#)
[CSS list menu](#)
[Tree view](#)

News

[News list](#)
[Latest news](#)
[Scrolling news](#)

Newsletters

[Newsletter subscription](#)
[Newsletter unsubscription](#)
[My subscriptions](#)
[Newsletter archive](#)
[Unsubscription request](#)

Notifications

[Notification subscription](#)
[Content subscription](#)

Polls

[Poll](#)

Reporting

[Report](#)

Silverlight

[Silverlight application](#)

Tagging & categories

[Category list](#)

[Tag cloud](#)

Text

[Static text](#)

[Editable text](#)

[Static HTML](#)

[Editable image](#)

[Paged text](#)

User contributions

[Contribution list](#)

[Edit contribution](#)

Web services

[Repeater for web service](#)

[Grid for web service](#)

[Datalist for web service](#)

Abuse report > Abuse report

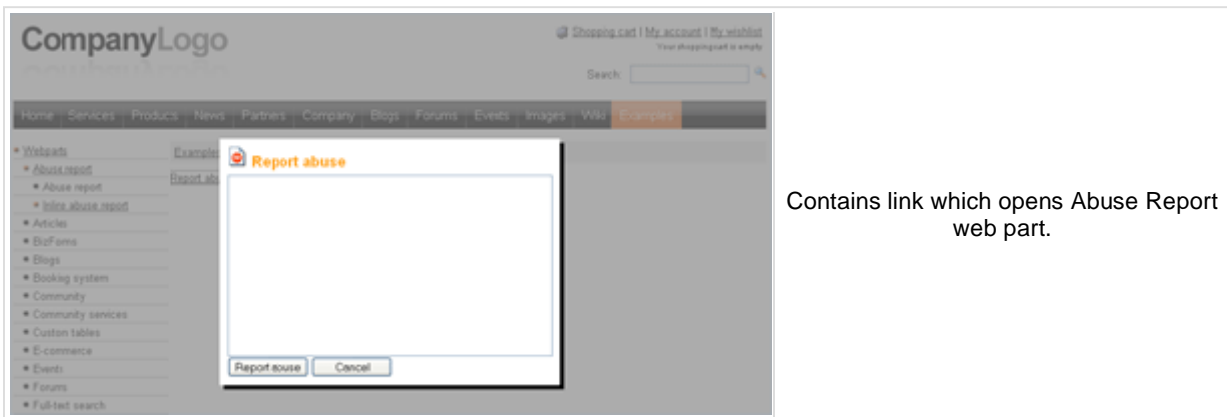


Abuse Report settings

- Confirmation text: Confirming text which will be displayed when abuse report is successfully saved.
- Title of abuse report: Title which will be displayed in the list of abuse reports in CMS Desk.

Additional documentation text is not provided.

Abuse report > In-line abuse report



Inline Abuse Report properties

- Confirmation text: Confirming text which will be displayed when abuse report is successfully saved.
- Title of abuse report: Title which will be displayed in the list of abuse reports in CMS Desk.

Additional documentation text is not provided.

Articles > Article list

<p><u>Article 1</u></p> <p><u>Article 2</u></p>	<p>Displays a list of articles.</p>
---	-------------------------------------

Content

Path:	Path of the documents to be displayed.
Data source name:	ID of data source web part that provides data displayed by this web part.

Content filter

Document types:	Types of documents that should be displayed, separated with a semicolon (;).
Combine with default culture:	Indicates if default language version of the document should be displayed if the document is not translated to the current language.
Culture code:	Culture version of the displayed content.
Maximum nesting level:	Maximum nesting level. It specifies the number of sub-levels in the content tree that should be included in the displayed content.
ORDER BY expression:	ORDER BY part of the SELECT query.
Select only published:	Indicates if only published documents should be displayed.
Select top N documents:	Selects only top N items. If blank, all items are selected.
Site name:	Code name of the web site from which you want to display the content. If you leave the value empty, the content is retrieved from the current web site.
WHERE condition:	WHERE part of the SELECT query.
Filter out duplicate documents:	If the displayed data contains multiple links to the same document, you can choose to display only one of them.
Filter name:	Filter name of external filter connected to this web part.

Transformations

Transformation:	Transformation used in the list view mode.
Alternating transformation:	Transformation used in the list view mode for even items.
Selected item transformation:	Transformation used in the detail view mode.
Item separator:	Item separator displayed between records.
Nested controls ID:	Sets the nested controls IDs. Use ';' as a separator; Example: myRepeaterID;myDatalistID;myRepeaterID2. This property replaces the previously used NestedRepeaterID and NestedDataListID properties. If you are still using these properties, no changes to functionality will occur, but it is advisable to rewrite your code to use the new property instead. If you need to dynamically set properties of a nested control, you have to set its

DelayedLoading property to 'True'. Please note that this setting can cause problems with ViewState.

Paging

Enable paging:	Indicates if displayed data should be paged.
Paging mode:	Type of paging parameter - it can be passed either through URL (Query string) or through postback (Postback).
Navigation buttons:	Indicates if back/next buttons should be displayed.
Pager position:	Position of the pager - top or bottom
Page size:	Number of records per page.
Query string key:	The name of the URL parameter that will contain the current page number.
Show first and last buttons:	Indicates if First and Last buttons should be displayed.
HTML before:	HTML code before the results summary text.
HTML after:	HTML code after the results summary text.
Results position:	Position of the results summary text.
Numbers separator:	HTML code between the page numbers.

Relationships

Main document:	Document for which you want to display its related documents.
Main document is on the left side:	Indicates if the given document is on the left side of the relationship.
Relationship name:	Name of the relationship between documents.

System settings

Check permissions:	Indicates if permissions should be checked for the displayed content and only the documents for which the current user has the "read" permission should be displayed.
Cache item name:	Name of the cache item. If not explicitly specified, the name is automatically created based on the control unique ID.
Cache minutes:	The number of minutes for which the content is kept in the cache until the latest version is reloaded from the database. If you specify 0, the content is not cached. If you specify -1, the site-level settings are used.
Cache dependencies:	List of the cache keys on which the cached data depend. When the cache item changes, the cache of the web part is also deleted. Each line contains one item.

No data behavior

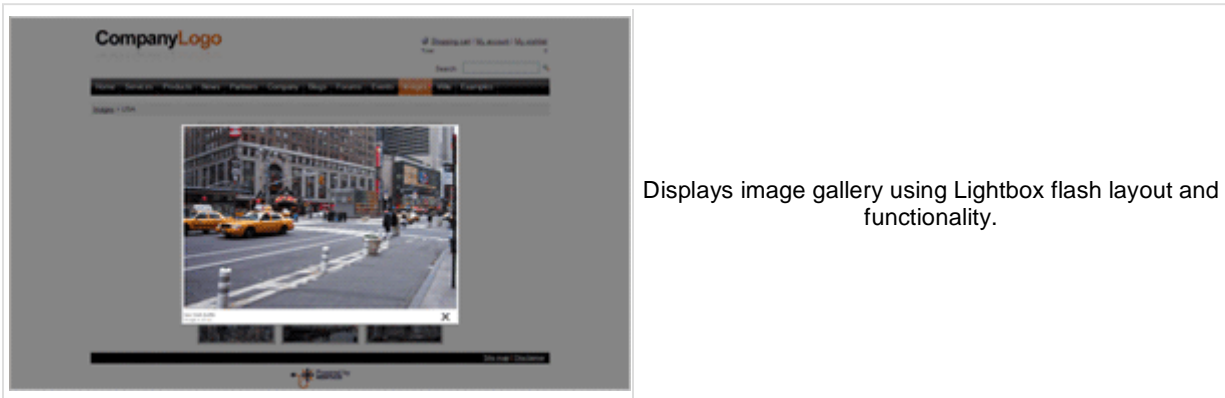
Hide if no record found:	Indicates if content should be hidden when no record is found.
No record found text:	Text that should be displayed if no data is found.

Editing buttons

Show New button:	Indicates if the button for adding new items should be displayed in the editing mode when viewing the page.
New button text:	New button description text.
Show Edit and Delete buttons:	Indicates if edit and delete buttons should be automatically shown for each item in the editing mode.

Please note: you can find an example of datalist/repeater nesting in [CMSRepeater](#) chapter.

Attachments > Attachment image gallery



Content

Path: Path of the documents to be displayed.

Filter

Filter name: Filter name of external filter connected to this web part.

Combine with default culture: Indicates if default language version of the document should be displayed if the document is not translated to the current language.

Culture code: Culture version of the displayed content.

ORDER BY expression: ORDER BY part of the SELECT query.

Select top N attachments: Selects only top N items. If blank, all items are selected.

Site name: Code name of the web site from which you want to display the content. If you leave the value empty, the content is retrieved from the current web site.

WHERE condition: WHERE part of the SELECT query.

Attachment group: Attachment group (name of the filed on the Form tab) from which the attachments will be taken. Applicable if you want grouped attachments to be displayed.

Repeater

Transformation: Transformation used in the list view mode.

Alternating transformation: Transformation used in the list view mode for even items.

Selected item transformation: Transformation used in the detail view mode.

Separator Transformation Name: Item separator displayed between records.

Header Transformation Name: Transformation used for the header.

Footer Transformation Name: Transformation used for the footer.

No data behavior

Hide if no record found: Indicates if content should be hidden when no record is found.

No record found text: Text that should be displayed if no data is found.

Pager

Page size:	Number of records per page.
Paging mode:	Type of paging parameter - it can be passed either through URL (Query string) or through postback (Postback).
Query string key:	The name of the URL parameter that will contain the current page number.
Group size:	Sets the number of pages displayed for current page range.
Display first & last automatically:	Indicates if First and Last buttons should be displayed.
Display previous & next automatically:	If checked, previous and next buttons of the pager will be displayed only where usable.
Hide pager for single page:	Sets the value that indicates whether pager should be hidden for single page.

Pager design

Pages:	Sets transformation for page links. Use <## Eval("Page") %> to get current page number, <## Eval("PageURL") %> to get page URL or <## Eval("PageLink") %> to get page link.
Current page:	Sets the current page transformation. Use <## Eval("Page") %> to get current page number, <## Eval("PageURL") %> to get page URL or <## Eval("PageLink") %> to get page link.
Page separator:	Sets transformation for separator of page links.
First page:	Sets transformation for link to the first page. Use <## Eval("FirstURL") %> to get link to the first page.
Last page:	Sets transformation for link to the last page. Use <## Eval("LastURL") %> to get link to the last page.
Previous page:	Sets transformation for link to the previous page. Use <## Eval("PreviousURL") %> to get link to the previous page.
Next page:	Sets transformation for link to the next page. Use <## Eval("NextURL") %> to get link to the next page.
Previous group:	Sets transformation for link to the previous group of pages. Use <## Eval("PreviousGroupURL") %> to get link to the previous group.
Next group:	Sets transformation for link to the next group of pages. Use <## Eval("NextGroupURL") %> to get link to the next group.
Pager layout:	Sets transformation for overall pager layout.

System settings

Check permissions:	Indicates if permissions should be checked for the displayed content and only the documents for which the current user has the "read" permission should be displayed.
Cache item name:	Name of the cache item. If not explicitly specified, the name is automatically created based on the control unique ID.
Cache minutes:	The number of minutes for which the content is kept in the cache until the latest version is reloaded from the database. If you specify 0, the content is not cached. If you specify -1, the site-level settings are used.
Cache dependencies:	List of the cache keys on which the cached data depend. When the cache item changes, the cache of the web part is also deleted. Each line contains one item.

LightBox Configuration

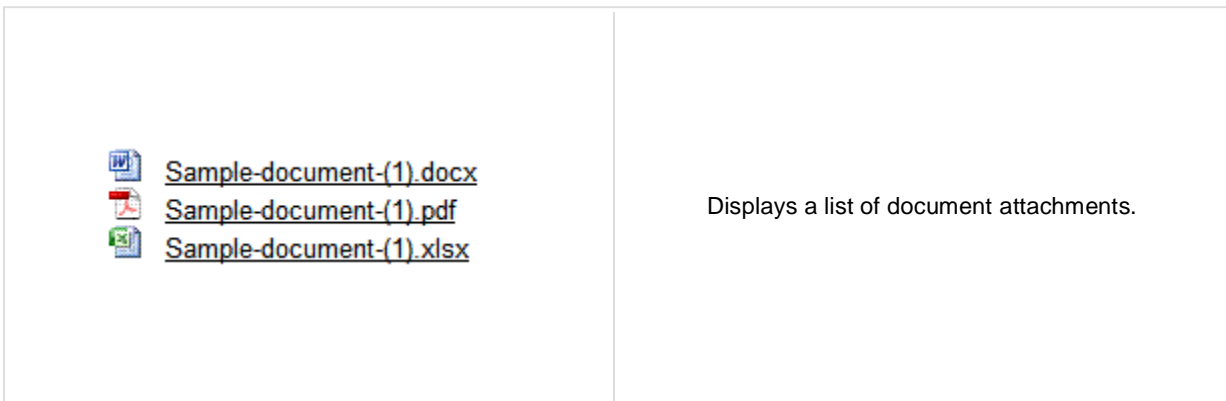
Always visible navigation buttons:	Indicates whether the navigation buttons are always visible, not only on mouse over.
Frame width:	Width of lightbox frame.
Frame height:	Height of lightbox frame.
Path to external CSS file:	URL path to the external CSS file needed by Lightbox.
Overlay opacity:	Transparency of the background (0 - transparent, 1 - dark).
Animate:	Indicates if the animation should be enabled or not.

Load delay:	Load delay time (in milliseconds). If you are using automatic resizing (width & height are not set), this value indicates how long will the lightbox wait before taking content's proportions to perform resize. If you are having difficulties with displaying the lightbox content, try use higher value.
Resize speed:	You can choose the speed of the resizing images from 1 (slowest) to 10 (fastest).
Border size:	Size of the image border.
Loading image:	Image displayed during lightbox loading.
Close button image:	Close button image.
Previous button image:	Previous button image.
Next button image:	Next button image.

When writing a custom transformation for the Lightbox web part, it is necessary to use the 'rel' and 'rev' parameters as highlighted in the transformation code below. The 'title' parameter is used to determine the description of the image displayed in the lightbox.

```
<a href="<## GetDocumentUrl() %>" rel="lightbox[group]" rev="<## Eval  
("NodeAliasPath") %>" title="<## Eval("FileDescription") %>">?maxsize=150" alt="<## Eval("FileName") %  
>" /></a>
```

Attachments > Document attachments



Content

Path: Path of the documents to be displayed.

Filter

Filter name: Filter name of external filter connected to this web part.

Combine with default culture: Indicates if default language version of the document should be displayed if the document is not translated to the current language.

Culture code: Culture version of the displayed content.

ORDER BY expression: ORDER BY part of the SELECT query.

Select Top N attachments: Selects only top N items. If blank, all items are selected.

Site name: Code name of the web site from which you want to display the content. If you leave the value empty, the content is retrieved from the current web site.

WHERE condition: WHERE part of the SELECT query.

Attachment group: Attachment group (name of the file on the Form tab) from which the attachments will be taken. Applicable if you want grouped attachments to be displayed.

Repeater

Transformation name: Transformation used in the list view mode.

AlternatingItem transformation name: Transformation used in the list view mode for even items.

Separator transformation name: Transformation used for the separator.

Header transformation name: Transformation used for the header.

Footer transformation name: Transformation used for the footer.

No data behaviour

Hide if no record found: Indicates if content should be hidden when no record is found.

No record found text: Text that should be displayed if no data is found.

Pager

Page size:	Number of records per page.
Paging mode:	Type of paging parameter - it can be passed either through URL (Query string) or through postback (Postback).
Querystring key:	The name of the URL parameter that will contain the current page number.
Group size:	Sets the number of pages displayed for current page range.
Display first & last automatically:	If checked, first and last buttons of the pager will be displayed only where usable.
Display previous & next automatically:	If checked, previous and next buttons of the pager will be displayed only where usable.
Hide pager for single page:	Sets the value that indicates whether pager should be hidden for single page.

Pager design

Pages transformation:	Sets transformation for page links. Use <code><%=# Eval("Page") %></code> to get current page number, <code><%=# Eval("PageURL") %></code> to get page URL or <code><%=# Eval("PageLink") %></code> to get page link.
Current page transformation:	Sets the current page transformation. Use <code><%=# Eval("Page") %></code> to get current page number, <code><%=# Eval("PageURL") %></code> to get page URL or <code><%=# Eval("PageLink") %></code> to get page link.
Page separator transformation:	Sets transformation for separator of page links.
First page transformation:	Sets transformation for link to the first page. Use <code><%=# Eval("FirstURL") %></code> to get link to the first page.
Last page transformation:	Sets transformation for link to the last page. Use <code><%=# Eval("LastURL") %></code> to get link to the last page.
Previous page transformation:	Sets transformation for link to the previous page. Use <code><%=# Eval("PreviousURL") %></code> to get link to the previous page.
Next page transformation:	Sets transformation for link to the next page. Use <code><%=# Eval("NextURL") %></code> to get link to the next page.
Previous group transformation:	Sets transformation for link to the previous group of pages. Use <code><%=# Eval("PreviousGroupURL") %></code> to get link to the previous group.
Next group transformation:	Sets transformation for link to the next group of pages. Use <code><%=# Eval("NextGroupURL") %></code> to get link to the next group.
Pager layout transformation:	Sets transformation for overall pager layout.

System settings

Check permissions:	Indicates if permissions should be checked for the displayed content and only the documents for which the current user has the "read" permission should be displayed.
Cache item name:	Name of the cache item. If not explicitly specified, the name is automatically created based on the control unique ID.
Cache minutes:	The number of minutes for which the content is kept in the cache until the latest version is reloaded from the database. If you specify 0, the content is not cached. If you specify -1, the site-level settings are used.
Cache dependencies:	List of the cache keys on which the cached data depend. When the cache item changes, the cache of the web part is also deleted. Each line contains one item.

Additional documentation text is not provided.

BizForms > BizForm (on-line form)

<p>First name: <input type="text"/></p> <p>Last name: <input type="text"/></p> <p>E-mail: <input type="text"/></p> <p>Phone number: (<input type="text"/>) <input type="text"/> - <input type="text"/></p> <p>Your message: <input type="text"/></p> <p><input type="button" value="Send message"/></p>	<p>The BizForm web part allows you to insert your own BizForm on the page.</p>
---	--

BizForm settings

Site name:	Code name of the web site from which you want to display the content. If you leave the value empty, the content is retrieved from the current web site.
Form name:	Name of the BizForm form that should be displayed.
Alternative form name:	Alternative form full name (ClassName.AlternativeFormName). Alternative form definition and layout are used if specified.
Use colon (:) in labels:	Indicates if the colon (:) should be used behind the label text.
Validation error message:	This message will be displayed after validation failed. Default error message will be used if this one is not set.

Additional documentation text is not provided.

Blogs > Comment view

<p>Comments</p> <hr/> <p>Global Administrator This is test comment. 12/13/2007 10:28:17 AM</p> <hr/> <p>Leave a Comment</p> <p>Name: <input type="text"/></p>	<p>Displays all comments of the specified blog post.</p>
---	--

Security

Check permissions: Indicates if permissions should be checked for the displayed content and only the documents for which the current user has the "read" permission should be displayed.

Layout

Comment separator: Html code representing a separator between the blog comments.

Display trackbacks: Indicates if trackback URL for given post will be displayed. Trackback comments are influenced too.

Trackback URL size: If set, trackback URL is automatically wrapped after the specified number of characters, otherwise it is not wrapped which can break the design when URL is too long.

Editing buttons

Show edit button: Indicates if editing button should be displayed to blog comment moderators.

Show delete button: Indicates if delete button should be displayed to blog comment moderators.

User pictures

Enable user pictures: Indicates if user picture ("avatar") should be displayed if it's specified for the comment author.

User picture width: Maximum width (in pixels) of the user picture.

User picture height: Maximum height (in pixels) of the user picture.


Abuse report

Who can report abuse: Determines who will be allowed to report abuse of this web part. When 'Authorized roles' is selected, you can define these roles using the 'Authorized roles' property below.

Authorized roles: If 'Authorized roles' is set for the 'Who can report abuse' property above, you can define the roles by this property.

Additional documentation text is not provided.

Blogs > Recent posts

	<p>Displays blog recent posts.</p>
---	------------------------------------

Recent posts

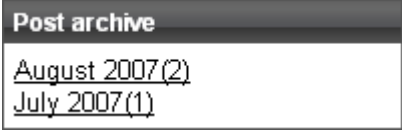
Transformation name:	Transformation used in the list view mode.
Select top N:	The number of latest posts displayed by the web part. If you leave the value empty, the web part displays all posts.
Path to recent posts:	Path of the documents to be displayed.

No data behavior

Hide if no record found:	Indicates if content should be hidden when no record is found.
No record found text:	Text that should be displayed if no data is found.

Additional documentation text is not provided.

Blogs > Post archive

 <p>The screenshot shows a web part titled "Post archive" with a dark header. Below the header, there is a list of months with the number of posts in parentheses: "August 2007 (2)" and "July 2007 (1)".</p>	<p>Displays post summary per each month.</p>
--	--

Archive

Transformation name:	Transformation used in the list view mode.
Select top N:	The number of latest months that should be displayed in the archive. If you leave the value empty, the web part displays all months in the blog history.

No data behavior

Hide if no record found:	Indicates if content should be hidden when no record is found.
No record found text:	Text that should be displayed if no data is found.

System settings

Cache item name:	Name of the cache item. If not explicitly specified, the name is automatically created based on the control unique ID.
Cache minutes:	The number of minutes for which the content is kept in the cache until the latest version is reloaded from the database. If you specify 0, the content is not cached. If you specify -1, the site-level settings are used.
Cache dependencies:	List of the cache keys on which the cached data depend. When the cache item changes, the cache of the web part is also deleted. Each line contains one item.

Additional documentation text is not provided.

Blogs > Blogs comments viewer

 <p>Latest blog comments <u>11/12/2008</u> Abi I'm afraid of flying :-) <u>11/12/2008</u> Kelly You don't like flying in airplanes or you are afraid to jum...</p>	<p>Displays blog comments based on the filter settings in web part properties.</p>
--	--

Repeater

- Transformation name: Transformation used in the list view mode.
- AlternatingItem Transformation Name: Transformation used in the list view mode for even items.
- Separator Transformation Name: Transformation used for the separator.
- Header Transformation Name: Transformation used for the header.
- Footer Transformation Name: Transformation used for the footer.

Filter

- Filter name: Filter name of external filter connected to this web part.
- Select only approved: Indicates if only approved items should be selected.
- Top N: Sets the top n pots
- Order By: Sets order by condition
- Site name: Code name of the web site from which you want to display the content. If you leave the value empty, the content is retrieved from the current web site.
- Where condition: Sets where condition
- Selected columns: Only selected columns will be displayed.

No data behaviour

- Hide if no record found: Indicates if content should be hidden when no record is found.
- No record found text: Text that should be displayed if no data is found.

Pager

- Hide pager for single page: Sets the value that indicates whether pager should be hidden for single page.
- Page size: Number of records per page.
- Group size: Sets the number of pages displayed for current page range.
- Paging mode: Type of paging parameter - it can be passed either through URL (Query string) or through postback (Postback).

Querystring key:	The name of the URL parameter that will contain the current page number.
Display first & last automatically:	If checked, first and last buttons of the pager will be displayed only where usable.
Display previous & next automatically:	If checked, previous and next buttons of the pager will be displayed only where usable.

Pager design

Pages:	Sets transformation for page links. Use <## Eval("Page") %> to get current page number, <## Eval("PageURL") %> to get page URL or <## Eval("PageLink") %> to get page link.
Current page:	Sets the current page transformation. Use <## Eval("Page") %> to get current page number, <## Eval("PageURL") %> to get page URL or <## Eval("PageLink") %> to get page link.
Page separator:	Sets transformation for separator of page links.
First page:	Sets transformation for link to the first page. Use <## Eval("FirstURL") %> to get link to the first page.
Last page:	Sets transformation for link to the last page. Use <## Eval("LastURL") %> to get link to the last page.
Previous page:	Sets transformation for link to the previous page. Use <## Eval("PreviousURL") %> to get link to the previous page.
Next page:	Sets transformation for link to the next page. Use <## Eval("NextURL") %> to get link to the next page.
Previous group:	Sets transformation for link to the previous group of pages. Use <## Eval("PreviousGroupURL") %> to get link to the previous group.
Next group:	Sets transformation for link to the next group of pages. Use <## Eval("NextGroupURL") %> to get link to the next group.
Pager layout:	Sets transformation for overall pager layout.

System settings

Cache item name:	Name of the cache item. If not explicitly specified, the name is automatically created based on the control unique ID.
Cache minutes:	The number of minutes for which the content is kept in the cache until the latest version is reloaded from the database. If you specify 0, the content is not cached. If you specify -1, the site-level settings are used.
Cache dependencies:	List of the cache keys on which the cached data depend. When the cache item changes, the cache of the web part is also deleted. Each line contains one item.

Additional documentation text is not provided.

Blogs > New blog

<p>Create your own blog!</p> <p>Blog name: <input type="text"/></p> <p>Description: <input type="text"/></p> <p><input type="button" value="OK"/></p>	<p>Enables users to create a new blog.</p>
--	--

General

Blog parent path:	Path in the content tree where new blog should be created.
Redirect to new blog:	Indicates if user should be redirected to the new blog after it is created.
Side column text:	Blog side columnt text.
Moderate comments:	Indicates if new comments require to be moderated before publishing.
Blog moderators:	Users which are allowed to moderate current blog comments.
Open comments for:	Indicates how long are blog comments opened after publishing the post.
Send comments to e-mail:	E-mail address where new comments should be sent.
Allow anonymous comments:	Indicates if anonymous users are allowed to insert comments.
Use CAPTCHA for comments:	Indicates if security control should be used when inserting new comment.

Additional documentation text is not provided.

Blogs > Blog post unsubscription

<p>You have been successfully unsubscribed.</p>	<p>Displays a confirmation that the user has been successfully unsubscribed from the blog posts board. The subscription is specified by the GUID parameter in the URL.</p>
---	--

Dialog

Confirmation text: Text displayed to the user when she is successfully unsubscribed. For example: "You've been unsubscribed."

You can modify the design using standard CSS styles, skin file, or by modifying the **CMSWebParts\MessageBoards\MessageBoardUnsubscription.ascx** file.

Booking system > Event registration

Here come the details and additional information of	
Event capacity: 100	
Event location: Boston, Massachusetts	
Event date: 11/1/2008 1:00:00 PM	
<hr/>	
Registration	
First name: <input type="text" value="Global"/>	
Last name: <input type="text" value="Administrator"/>	

Displays list of booked events.

Registration

- Require name:** If true, the first and last name text boxes are displayed. Users are required to fill in the text boxes to registrate.
- Require phone:** If true, the phone number text box is displayed. Users are required to fill in the text box to registrate.
- Allow anonymous users to register:** If true, public users are allowed to register.
- Display Outlook link:** If true, link to iCalendar file (*.ics) will be available after registration. The file adds registered event to user's Outlook calendar.

Additional documentation text is not provided.

Community > Group registration

<p>Group name: <input type="text"/></p> <p>Description: <input type="text"/></p> <p>Approve members <input checked="" type="radio"/> Any site member can join <input type="radio"/> Only approved members can join <input type="radio"/> Invited members can join without approval</p> <p>Content access <input checked="" type="radio"/> Anybody can view the content <input type="radio"/> Site members can view the content <input type="radio"/> Only group members can view the content</p> <p><input type="button" value="OK"/></p>	<p>Enables users to create a new group.</p>
---	---

Group registration properties

Template source alias path:	Path to source documents that will be copied to the location specified by GroupTemplateTargetAliasPath when new group is created.
Template target alias path:	Path to that will source documets from path specified by GroupTemplateSourceAliasPath be copied when new group is created.
Combine with default culture:	If checked, default culture will be used when creating group pages under a culture where the source or target nodes were not found.
Group name label text:	Sets the label text of display name field.
Text after successful registration:	Sets text which should be displayed after successful registration. You can use the {0} macro, which returns the relative URL to the group's profile page.
Text after successful registration with approving:	Sets text which should be displayed after successful registration but group must be approved.

Behaviour

Require approval:	If checked, new group creation requires administrator's approval.
Redirect to URL:	If set, user is redirected to this URL after registration.
Hide form after registration:	Indicates whether form should be hidden after successful registration.

Additional documentation text is not provided.

Community > Group properties

<p>Description:</p> <p>Avatar:</p> <p>Approve members:</p> <p>Content access:</p>	<div style="border: 1px solid gray; padding: 5px; min-height: 60px;">This group is intended for people who are interested in the Czech Republic. Czech Republic residents, travellers who have visited it and those who are</div> <p>Upload: <input type="text"/> <input type="button" value="Procházet..."/></p> <p>Select pre-defined avatar</p> <p><input type="radio"/> Any site member can join</p> <p><input checked="" type="radio"/> Only approved members can join</p> <p><input type="radio"/> Invited members can join without approval</p> <p><input type="radio"/> Anybody can view the content</p> <p><input type="radio"/> Site members can view the content</p> <p><input checked="" type="radio"/> Only group members can view the content</p>	<p>Enables group administrators to edit group properties.</p>
---	---	---

Community

- Group name: Code name of the group.
- No permissions message: Sets the message which should be displayed if current user is not group administrator.

Additional documentation text is not provided.

Community > Group profile

General	Security	Members	Forums	Roles	Polls	Message boards	Media libraries
		Create pages		Delete pages			
Nobody		<input type="radio"/>		<input type="radio"/>			
All users		<input type="radio"/>		<input type="radio"/>			
Authenticated users		<input type="radio"/>		<input type="radio"/>			
Group members		<input type="radio"/>		<input type="radio"/>			
Authorized roles		<input checked="" type="radio"/>		<input checked="" type="radio"/>			
Please select the authorized roles (available only for 'Authorized roles' security type):							
Group admin		<input checked="" type="checkbox"/>		<input checked="" type="checkbox"/>			














Enables group administrators to edit profile of the group.

Community

- Group name: Code name of the group.
- No permissions message: Sets the message which should be displayed if current user is not group administrator.

Additional documentation text is not provided.

Community > Group roles

<p> New role</p> <table border="1"><thead><tr><th data-bbox="263 436 359 465">Actions</th><th data-bbox="359 436 678 465">Role name ▲</th></tr></thead><tbody><tr><td data-bbox="263 481 359 515"> </td><td data-bbox="359 481 678 515">Group admin</td></tr><tr><td data-bbox="263 526 359 560"> </td><td data-bbox="359 526 678 560">Group user</td></tr></tbody></table>	Actions	Role name ▲	 	Group admin	 	Group user	<p>Enables group administrators manage group roles.</p>
Actions	Role name ▲						
 	Group admin						
 	Group user						

Community

Group name: Code name of the group.

No permissions message: Sets the message which should be displayed if current user is not group administrator.

Additional documentation text is not provided.

Community > Group polls















<p><u>Polls</u> ▶ New poll</p> <p>Display name: <input type="text"/></p> <p>Code name: <input type="text"/></p> <p>Title: <input type="text"/></p> <p>Question: <input type="text"/></p> <p><input type="button" value="OK"/></p>	<p>Enables group administrators to manage group polls.</p>
---	--

Community

Group name:	Code name of the group.
No permissions message:	Sets the message which should be displayed if current user is not group administrator.

Additional documentation text is not provided.

Community > Group forums










 Add forum group					
<table border="1"><thead><tr><th>Actions</th><th>Group name</th></tr></thead><tbody><tr><td>   </td><td>Czech Republic fans forum</td></tr></tbody></table>	Actions	Group name	   	Czech Republic fans forum	Enables group administrators to manage group forums.
Actions	Group name				
   	Czech Republic fans forum				
 Posts waiting for my approval					

Community

Group name:	Code name of the group.
No permissions message:	Sets the message which should be displayed if current user is not group administrator.

Additional documentation text is not provided.

Community > Group members

					Enables group administrators to manage group members.
Actions	User name	Full name	Member approved	Member rejected	
   	David	David Silver	12/16/2008 10:17:19 AM		
   	Kelly	Kelly Taylor	10/25/2008 4:05:23 PM		

Community

Group name: Code name of the group.

No permissions message: Sets the message which should be displayed if current user is not group administrator.

Additional documentation text is not provided.

Community > Groups filter

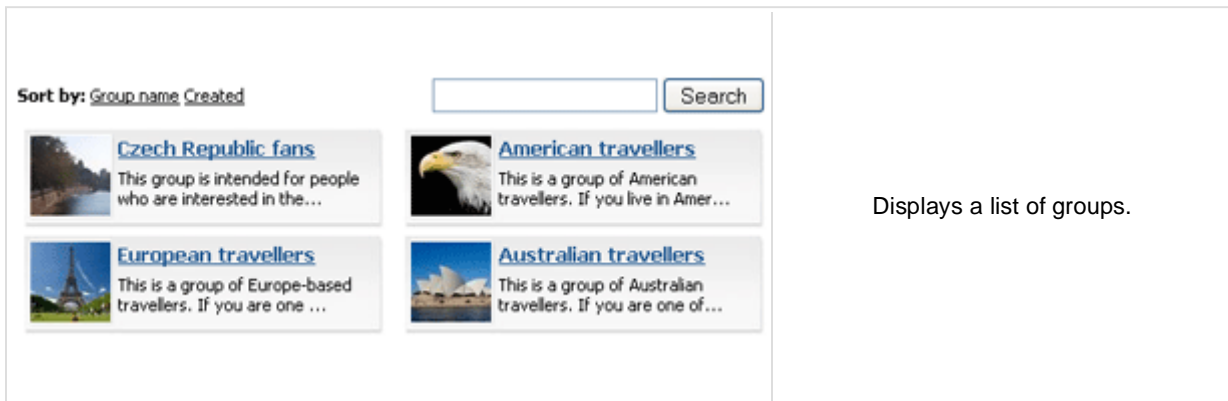
<p>Sort by: <u>Group name</u> <u>Created</u></p> <input type="text"/>	<input type="button" value="Search"/>	Filter for groups.
---	---------------------------------------	--------------------

Filter properties

- | | |
|--------------------------|------------------------------|
| Button text: | Sets the filter button text. |
| Disables filter caching: | Disables filter caching. |

Additional documentation text is not provided.

Community > Groups viewer



Repeater

Transformation Name:	Transformation used in the list view mode.
AlternatingItem Transformation Name:	Transformation used in the list view mode for even items.
Separator Transformation Name:	Transformation used for the separator.
Header Transformation Name:	Transformation used for the header.
Footer Transformation Name:	Transformation used for the footer.

Filter

Show filter:	Shows or hides filter.
ORDER BY condition:	ORDER BY part of the SELECT query.
Select Top N groups:	Selects only top N items. If blank, all items are selected.
Site name:	Code name of the web site from which you want to display the content. If you leave the value empty, the content is retrieved from the current web site.
WHERE condition:	WHERE part of the SELECT query.
Selected columns:	Only selected columns will be displayed.

No data behaviour

Hide if no record found:	Indicates if content should be hidden when no record is found.
No record found text:	Text that should be displayed if no data is found.

Pager

Page size:	Number of records per page.
Paging mode:	Type of paging parameter - it can be passed either through URL (Query string) or through postback (Postback).
Querystring key:	The name of the URL parameter that will contain the current page number.
Group size:	Sets the number of pages displayed for current page range.
Display first & last automatically:	If checked, first and last buttons of the pager will be displayed only where usable.

Display previous & next automatically:	If checked, previous and next buttons of the pager will be displayed only where usable.
Hide pager for single page:	Sets the value that indicates whether pager should be hidden for single page.

Pager design

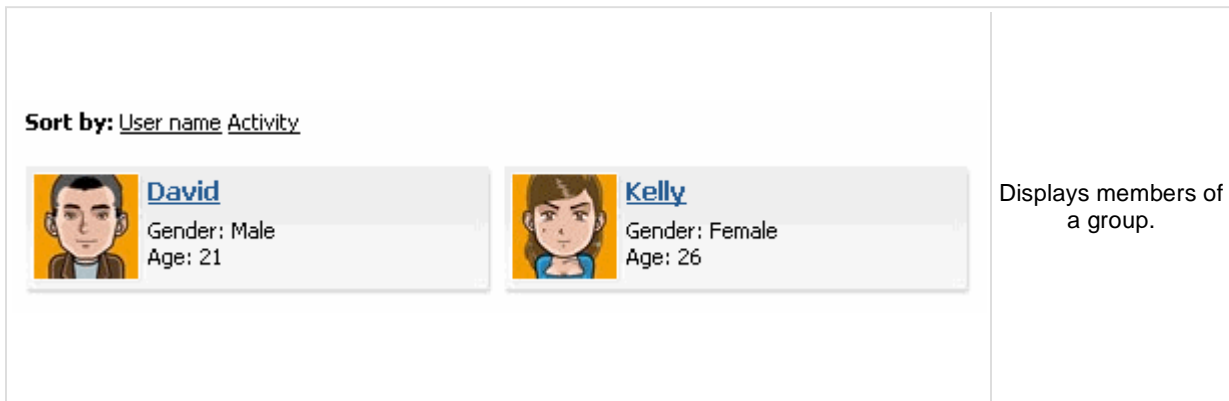
Pages:	Sets transformation for page links. Use <## Eval("Page") %> to get current page number, <## Eval("PageURL") %> to get page URL or <## Eval("PageLink") %> to get page link.
Current page:	Sets the current page transformation. Use <## Eval("Page") %> to get current page number, <## Eval("PageURL") %> to get page URL or <## Eval("PageLink") %> to get page link.
Page separator:	Sets transformation for separator of page links.
First page:	Sets transformation for link to the first page. Use <## Eval("FirstURL") %> to get link to the first page.
Last page:	Sets transformation for link to the last page. Use <## Eval("LastURL") %> to get link to the last page.
Previous page:	Sets transformation for link to the previous page. Use <## Eval("PreviousURL") %> to get link to the previous page.
Next page:	Sets transformation for link to the next page. Use <## Eval("NextURL") %> to get link to the next page.
Previous group:	Sets transformation for link to the previous group of pages. Use <## Eval("PreviousGroupURL") %> to get link to the previous group.
Next group:	Sets transformation for link to the next group of pages. Use <## Eval("NextGroupURL") %> to get link to the next group.
Pager layout:	Sets transformation for overall pager layout.

System settings

Cache item name:	Name of the cache item. If not explicitly specified, the name is automatically created based on the control unique ID.
Cache minutes:	The number of minutes for which the content is kept in the cache until the latest version is reloaded from the database. If you specify 0, the content is not cached. If you specify -1, the site-level settings are used.
Cache dependencies:	List of the cache keys on which the cached data depend. When the cache item changes, the cache of the web part is also deleted. Each line contains one item.

Additional documentation text is not provided.

Community > Group members viewer



Community

Group name: Code name of the group.

Repeater

Transformation Name: Transformation used in the list view mode.

AlternatingItem Transformation Name: Transformation used in the list view mode for even items.

Separator Transformation Name: Transformation used for the separator.

Header Transformation Name: Transformation used for the header.

Footer Transformation Name: Transformation used for the footer.

No data behaviour

Hide if no record found: Indicates if content should be hidden when no record is found.

No record found text: Text that should be displayed if no data is found.

Filter

Show filter: Shows or hides filter.

ORDER BY condition: ORDER BY part of the SELECT query.

Select Top N members: Selects only top N items. If blank, all items are selected.

Site name: Code name of the web site from which you want to display the content. If you leave the value empty, the content is retrieved from the current web site.

WHERE condition: WHERE part of the SELECT query.

Selected columns: Only selected columns will be displayed.

Pager

Page size: Sets the number of records to display on a page.

Paging mode: Indicates whether pager use querystring parameter or postback.

Querystring key:	Sets querystring parameter.
Group size:	Sets the number of pages displayed for current page range.
Display first & last automatically:	If checked, first and last buttons of the pager will be displayed only where usable.
Display previous & next automatically:	If checked, previous and next buttons of the pager will be displayed only where usable.
Hide pager for single page:	Sets the value that indicates whether pager should be hidden for single page.

Pager design


Pages:	Sets transformation for page links. Use <## Eval("Page") %> to get current page number, <## Eval("PageURL") %> to get page URL or <## Eval("PageLink") %> to get page link.
CurrentPage:	Sets the current page transformation. Use <## Eval("Page") %> to get current page number, <## Eval("PageURL") %> to get page URL or <## Eval("PageLink") %> to get page link.
Page separator:	Sets transformation for separator of page links.
First page:	Sets transformation for link to the first page. Use <## Eval("FirstURL") %> to get link to the first page.
Last page:	Sets transformation for link to the last page. Use <## Eval("LastURL") %> to get link to the last page.
Previous page:	Sets transformation for link to the previous page. Use <## Eval("PreviousURL") %> to get link to the previous page.
Next page:	Sets transformation for link to the next page. Use <## Eval("NextURL") %> to get link to the next page.
Previous group:	Sets transformation for link to the previous group of pages. Use <## Eval("PreviousGroupURL") %> to get link to the previous group.
Next group:	Sets transformation for link to the next group of pages. Use <## Eval("NextGroupURL") %> to get link to the next group.
Pager layout:	Sets transformation for overall pager layout.

System settings

Cache item name:	Name of the cache item. If not explicitly specified, the name is automatically created based on the control unique ID.
Cache minutes:	The number of minutes for which the content is kept in the cache until the latest version is reloaded from the database. If you specify 0, the content is not cached. If you specify -1, the site-level settings are used.
Cache dependencies:	List of the cache keys on which the cached data depend. When the cache item changes, the cache of the web part is also deleted. Each line contains one item.

Additional documentation text is not provided.

Community > Group public profile

 <p>The screenshot shows a group public profile for 'Czech Republic fans'. It includes a profile picture of a river scene, the group name, a description: 'This group is intended for people who are interested in the Czech Republic. Czech Republic residents, travellers who have visited it and those who are planning to do so are all more than welcome to join this group.', access information: 'Access: Only group members can view the content', and creation date: 'Created: 10/23/2008'.</p>	<p>Displays public profile of a group.</p>
---	--

Community

Group name: Code name of the group.

Public profile settings

Alternative form name: Alternative form full name (ClassName.AlternativeFormName). Alternative form definition and layout are used if specified.

No profile text: Text that will be displayed if no profile is found.

Additional documentation text is not provided.

Community > Group forum list

Forum	Threads	Posts	Last post
Czech Republic fans forum This forum for people who are interested in Czech Republic			
 General discussion	1	3	administrator (12/3/2008 3:24:02 PM)

Displays a list of group's forums.

Community

- Group name: Code name of the group.
- Groups separator: Sets separator between groups

Group settings

- Forum layout: Sets forum layout.

Post options

- Enable favorites: Sets the value which determines whether the user can add the posts to his favorites.
- Enable signature: Indicates whether user signature should be displayed if is defined.
- Display attachment image: Determines whether to display image previews in the list of attachments.
- Attachment image maximal side size: Determines the maximal side size of the image inserted to the post.
- Redirect to user profile: Indicates whether username should be link to user profile if profile path is defined in site settings
- Thread view mode: Sets the view mode of the posts.
- Maximum nesting level: Maximum number of displayed levels in the forum post tree hierarchy.
- Base URL: Sets the forum base url. This url is used if forum doesn't contain base url.
- Unsubscription URL: URL of the page where Forum unsubscription web part is placed. This is a special web part for handling forum unsubscription requests.

Post extended options

- Enable avatars: Indicates if the web part should show the user image.
- Avatar max side size: Maximum size of avatar image in pixels.
- Display badge info: Indicates whether badge info should be displayed
- Allow private messaging: Indicates whether should be displayed link to send message to post author.
- Allow friendship request: Indicates whether should be displayed link to friendship request to post author.
- Enable subscription: Allows forum visitors to subscribe for receiving automatic notifications when a new post is added to the forum or thread.
- On-Site management: Indicates if the forum editing on the live site is allowed.

Behaviour

Hide forum to unauthorized users:	Indicates whether the forums for which the user has no permissions are visible for him in the list of forums in forum group.
Redirect unauthorized users:	Determines whether to redirect unauthorized users to logon page or wheter to display only the info message.
Logon page URL:	Determines the URL of the logon page where the unauthorized users are redirected if "Use redirect for unauthorized users" property is set to True.
Access denied page URL:	URL where the user is redirected when trying to access forum for which the user is unauthorized.

Abuse report

Who can report abuse:	Sets the security access to abuse report.
-----------------------	---

Paging

Enable thread paging:	Indicates whether paging on threads page is enabled. This option is depend on forum layout. If layout does not support paging this option has no effect.
Thread paging page size:	Sets page size on threads page is enabled. This option is depend on forum layout. If layout does not support paging this option has no effect.
Enable posts paging:	Indicates whether paging on thread page is enabled. This option is depend on forum layout. If layout does not support paging this option has no effect.
Posts page size:	Sets page size on thread page is enabled. This option is depend on forum layout. If layout does not support paging this option has no effect.

Friendly URLs

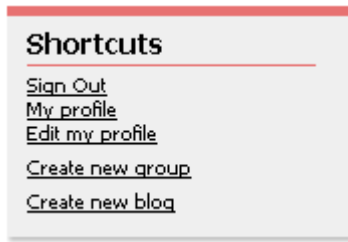
Use friendly URLs:	Indicates whether forum should generate friendly URLs.
Friendly Base URL:	Sets current document URL without extension. If Base URL isn't set current document URL is used.
URL Extension:	Sets friendly URL extension. For extension less URLs leave it blank.

Tree forum properties

Display mode:	Sets the tree show mode. This property has effect only for tree layout.
Expand tree:	Indicates if thread tree should be expanded by default.

Additional documentation text is not provided.

Community > Shortcuts



Displays shortcuts to various community-related actions based on the current context.

Visible shortcuts

Display My profile link:	Determines if My profile link should be displayed or stay hidden.
Display Edit my profile link:	Determines if Edit my profile link should be displayed or stay hidden.
Display Join the community link:	Determines if Join community link should be displayed or stay hidden.
Display My messages link:	Indicates if My messages link should be displayed.
Display My friends link:	Indicates if My friends link should be displayed.
Display My invitations link:	Indicates if My invitations link should be displayed.
Display Create new group link:	Determines if Create new group link should be displayed or stay hidden.
Display Invite to group link:	Indicates Invite to group link should be displayed.
Display Join/Leave the group link:	Determines if Group links link should be displayed or stay hidden.
Display Create new blog link:	Determines if Create new blog link should be displayed or stay hidden.
Display Friendship links:	Determines if Friendship links link should be displayed or stay hidden.
Display Send message link:	Determines if Send message link should be displayed or stay hidden.
Display Add to contact list link:	Determines if Add to contact list link should be displayed or stay hidden.
Display Add to ignore list link:	Determines if Add to ignore list link should be displayed or stay hidden.
Display manage group link:	Determines if Manage group link should be displayed or stay hidden.
Display Sign in link:	Determines if Sign in link should be displayed or stay hidden.
Display Sign out link:	Determines if Sign out link should be displayed or stay hidden.

Shortcuts paths

Join the community path:	URL of the Join community link.
My messages path:	Path to My messages web part.
My friends path:	Path where My friends web part is located.
My invitations path:	Path where My invitations web part is located.
Create new group path:	URL of the Create new group link.

Kentico CMS 4.1 - Web Parts Reference

Invite to group path:	URL of the Invite group link.
Join the group path:	URL of the Join group link.
Leave group path:	URL of the Leave group link.
Create new blog path:	URL of the Create new blog link.
Sign in path:	URL of the Sign in link.
Sign out path:	URL of the Sign out link.

Additional documentation text is not provided.

Community > Leave group

<p>Are you sure you want to leave the group Asian travellers?</p> <p style="text-align: center;"><input type="button" value="Yes"/> <input type="button" value="No"/></p>	<p>Allows to leave the group through given GUID.</p>
---	--

General properties

Leave text:	Text displayed when asking whether to leave the group.
Successfull leave text:	Text displayed after successfull leave of the group.
Unsuccessfull leave text:	Text displayed after unsuccessful leave of the group.

Additional documentation text is not provided.

Community > Group forum posts viewer

<p>David We are proud to announce that our group has already two members! 11/20/2008 3:21:17 PM</p>	<p>Displays forum posts in selected community group.</p>
---	--

Community

Group name: Sets community group name

Repeater

Transformation name: Transformation used in the list view mode.

AlternatingItem Transformation Name: Transformation used in the list view mode for even items.

Separator Transformation Name: Transformation used for the separator.

Header Transformation Name: Transformation used for the header.

Footer Transformation Name: Transformation used for the footer.

Filter

Filter name: Filter name of external filter connected to this web part.

Select only approved: Indicates if only approved items should be selected.

Top N: Sets the top n pots

Order By: Sets order by condition

Site name: Code name of the web site from which you want to display the content. If you leave the value empty, the content is retrieved from the current web site.

Where condition: Sets where condition

Selected columns: Only selected columns will be displayed.

No data behaviour

Hide if no record found: Indicates if content should be hidden when no record is found.

No record found text: Text that should be displayed if no data is found.

Pager

Hide pager for single page: Sets the value that indicates whether pager should be hidden for single page.

Page size:	Number of records per page.
Group size:	Sets the number of pages displayed for current page range.
Paging mode:	Type of paging parameter - it can be passed either through URL (Query string) or through postback (Postback).
QueryString key:	The name of the URL parameter that will contain the current page number.
Display first & last automatically:	If checked, first and last buttons of the pager will be displayed only where usable.
Display previous & next automatically:	If checked, previous and next buttons of the pager will be displayed only where usable.

Pager design

Pages:	Sets transformation for page links. Use <## Eval("Page") %> to get current page number, <## Eval("PageURL") %> to get page URL or <## Eval("PageLink") %> to get page link.
Current page:	Sets the current page transformation. Use <## Eval("Page") %> to get current page number, <## Eval("PageURL") %> to get page URL or <## Eval("PageLink") %> to get page link.
Page separator:	Sets transformation for separator of page links.
First page:	Sets transformation for link to the first page. Use <## Eval("FirstURL") %> to get link to the first page.
Last page:	Sets transformation for link to the last page. Use <## Eval("LastURL") %> to get link to the last page.
Previous page:	Sets transformation for link to the previous page. Use <## Eval("PreviousURL") %> to get link to the previous page.
Next page:	Sets transformation for link to the next page. Use <## Eval("NextURL") %> to get link to the next page.
Previous group:	Sets transformation for link to the previous group of pages. Use <## Eval("PreviousGroupURL") %> to get link to the previous group.
Next group:	Sets transformation for link to the next group of pages. Use <## Eval("NextGroupURL") %> to get link to the next group.
Pager layout:	Sets transformation for overall pager layout.

System settings

Cache item name:	Name of the cache item. If not explicitly specified, the name is automatically created based on the control unique ID.
Cache minutes:	The number of minutes for which the content is kept in the cache until the latest version is reloaded from the database. If you specify 0, the content is not cached. If you specify -1, the site-level settings are used.
Cache dependencies:	List of the cache keys on which the cached data depend. When the cache item changes, the cache of the web part is also deleted. Each line contains one item.

Additional documentation text is not provided.

Community > Group message board

<p>David We are proud to announce that our group has already two members! 11/20/2008 3:21:17 PM</p>	<p>Displays the list of the messages with the dialog to add a new message to the board. Board is owned by the group.</p>
---	--

Display

Message transformation:	Transformation used in the list view mode.
Enable edit:	Indicates whether the message EDIT button should be displayed
Enable delete:	Indicates whether the message DELETE button should be displayed
Enable approve:	Indicates whether the message APPROVE button should be displayed
Enable reject:	Indicates whether the message REJECT button should be displayed
No messages text:	Text displayed when there are no messages to be displayed.

Board default settings - THESE SETTINGS ARE APPLIED ONLY TO NEW BOARDS!

Display name:	Board display name. You can also use macros for the name.
Access:	Specifies the message board security access level. This property is only applied when the first message is posted. You can later change the properties in CMS Desk -> Tools -> Message boards.
Moderators:	Default moderators for the newly created message board. This property is only applied when the first message is posted. You can later change the properties in CMS Desk -> Tools -> Message boards.
Moderated:	Indicates whether the board is moderated or not. This property is only applied when the first message is posted. You can later change the properties in CMS Desk -> Tools -> Message boards.
Require e-mail addresses:	Indicates whether the board message requires e-mail address. This property is only applied when the first message is posted. You can later change the properties in CMS Desk -> Tools -> Message boards.
Use security code:	Indicates whether the board uses the security CAPTCHA feature. This property is only applied when the first message is posted. You can later change the properties in CMS Desk -> Tools -> Message boards.
Open:	Indicates whether the board is opened. This property is only applied when the first message is posted. You can later change the properties in CMS Desk -> Tools -> Message boards.
Open from:	Board opening date. This property is only applied when the first message is posted. You can later change the properties in CMS Desk -> Tools -> Message boards.
Open to:	Board closing date. This property is only applied when the first message is posted. You can later change the properties in CMS Desk -> Tools -> Message boards.
Enable subscriptions:	Indicates whether the subscription feature should be enabled. This property is only applied when the first message is posted. You can later change the properties in CMS Desk -> Tools -> Message boards.
Unsubscription URL:	URL of the page used to unsubscribe from the subscribed message board. If it is not specified, default unsubscription URL from SiteManager -> Settings is used. This property is only applied when the first message is posted. You can later change the properties in CMS Desk -> Tools -> Message boards.

Board base URL: URL used as the URL base of links to message boards in notification e-mails; if empty, value from Site Manager -> Settings -> Message boards -> Board base URL will be used; if that property is empty too, message boards can not be placed on pages with wildcard URLs.

Content rating

Enable content rating: If checked, content rating is enabled.

Rating type: Determines which type of content rating will be used.

Max rating value: Sets size of the content rating scale.


Security

Check permissions: Indicates if permissions should be checked for the displayed content and only the documents for which the current user has the "read" permission should be displayed.

Enable anonymous read: Indicates whether the anonymous read is enabled

Additional documentation text is not provided.

Community > Group security access

 <p>Special WebPart</p> <p>Invisible on the live site</p>	<p>Special web part that checks access permissions to group content.</p>
--	--

Security

Use query string: Indicates if query string should be used to transfer group information.

Groups security access denied path: Group access Path for users who don't meet group security settings.

Additional documentation text is not provided.

Community > Group security message

You have to be member of the group to view this content.	Web part displaying messages when users don't have the necessary permissions to view group content.
--	---

Login URL:

URL where public user will be redirected if he doesn't meet group security permissions.

Join group path:

URL where user will be redirected if group allows only group members to visit content.

Messages

Site members only text:

Sets the text which should be displayed if content of current group is available only for site members. Use string format macro {0} to open link tag to sign in page and {1} to close tag.

Group members only text:

Sets the text which should be displayed if content of current group is available only for its members. Use string format macro {0} to open link tag to sign in page and {1} to close tag.

Group members only text (site member):

Sets the text which should be displayed if content of current group is available only for its members and current user is authenticated. Use string format macro {0} to open link tag to join the group and {1} to close tag.

Additional documentation text is not provided.

Community > Group message board viewer

<p>David We are proud to announce that our group has already two members! 11/20/2008 3:21:17 PM</p>	<p>Used for displaying group message boards.</p>
---	--

Properties

Group name: Sets message board group.

Repeater

Transformation name: Transformation used in the list view mode.

AlternatingItem Transformation Name: Transformation used in the list view mode for even items.

Separator Transformation Name: Transformation used for the separator.

Header Transformation Name: Transformation used for the header.

Footer Transformation Name: Transformation used for the footer.

Filter

Filter name: Filter name of external filter connected to this web part.

Select only approved: Indicates if only approved items should be selected.

Top N: Sets the top n pots

Order By: Sets order by condition

Site name: Code name of the web site from which you want to display the content. If you leave the value empty, the content is retrieved from the current web site.

Where condition: Sets where condition

Selected columns: Only selected columns will be displayed.

No data behaviour

Hide if no record found: Indicates if content should be hidden when no record is found.

No record found text: Text that should be displayed if no data is found.

Pager

Hide pager for single page: Sets the value that indicates whether pager should be hidden for single page.

Page size:	Number of records per page.
Group size:	Sets the number of pages displayed for current page range.
Paging mode:	Type of paging parameter - it can be passed either through URL (Query string) or through postback (Postback).
Querystring key:	The name of the URL parameter that will contain the current page number.
Display first & last automatically:	If checked, first and last buttons of the pager will be displayed only where usable.
Display previous & next automatically:	If checked, previous and next buttons of the pager will be displayed only where usable.

Pager design

Pages:	Sets transformation for page links. Use <## Eval("Page") %> to get current page number, <## Eval("PageURL") %> to get page URL or <## Eval("PageLink") %> to get page link.
Current page:	Sets the current page transformation. Use <## Eval("Page") %> to get current page number, <## Eval("PageURL") %> to get page URL or <## Eval("PageLink") %> to get page link.
Page separator:	Sets transformation for separator of page links.
First page:	Sets transformation for link to the first page. Use <## Eval("FirstURL") %> to get link to the first page.
Last page:	Sets transformation for link to the last page. Use <## Eval("LastURL") %> to get link to the last page.
Previous page:	Sets transformation for link to the previous page. Use <## Eval("PreviousURL") %> to get link to the previous page.
Next page:	Sets transformation for link to the next page. Use <## Eval("NextURL") %> to get link to the next page.
Previous group:	Sets transformation for link to the previous group of pages. Use <## Eval("PreviousGroupURL") %> to get link to the previous group.
Next group:	Sets transformation for link to the next group of pages. Use <## Eval("NextGroupURL") %> to get link to the next group.
Pager layout:	Sets transformation for overall pager layout.

System settings

Cache item name:	Name of the cache item. If not explicitly specified, the name is automatically created based on the control unique ID.
Cache minutes:	The number of minutes for which the content is kept in the cache until the latest version is reloaded from the database. If you specify 0, the content is not cached. If you specify -1, the site-level settings are used.
Cache dependencies:	List of the cache keys on which the cached data depend. When the cache item changes, the cache of the web part is also deleted. Each line contains one item.

Additional documentation text is not provided.

Community > Group invitation



You have joined the group successfully.	Allows to manage invitations through the given GUID.
---	--

Group invitation properties

Send default group e-mails:	Indicates whether to send default group e-mails. If true then depends on group settings.
Send e-mail to inviter:	Indicates whether to send e-mail to inviter.
User is already member of group caption:	Text displayed if the invited user is already a member of the group.
Invitation is not valid caption:	Caption that is displayed when invitation isn't valid.
Group no longer exists caption:	Caption that is displayed when group doesn't exist.
Member joined caption:	Caption that is displayed when member successfully joined the group.
Member waiting caption:	Caption that is displayed when member joined the group but is waiting for approval.
Lagon page URL:	Specifies URL to logon page. If value is empty then it's inherited from settings.

Additional documentation text is not provided.

Community > Group forum search results

<p>View thread</p>  <p>Jenny - 10/25/2008 2:01:55 PM Frequently asked questions</p> <p>Hello again, even though our site has been launched only a few days ago, my mailbox has been asked again and again, I decided to write this short FAQ for you. Q: Who are the people at one who got the idea of creating and launching a site like this, Josh is the guy with the knowledge, it's you, our users, who create most of the content and help our site live and grow. Q: How much time and effort... A: Yeah, you're right. The site is pretty complex and you may think that the development of CMS 4.0 is the power behind. The guys in Czech Republic have done a great deal of good work and everybody is able to create such a site just as easily as we did. If you are interested, be sure to check out our site.</p> <p>View thread</p>  <p>Kelly - 10/25/2008 3:01:59 PM The Czech Republic</p> <p>Discover the Czech Republic - a small country in the very heart of Europe that has got something surprising at what a variety of places to see and things to do there is. Don't miss out on any of the sceneries. You will be amazed at how even a small European country can significantly contribute to your impressions, why not spend the evening in one of the typical Czech pubs, drinking some of the local beer.</p>	<p>Displays search results.</p>
---	---------------------------------

Settings

- Forum layout: Sets forum layout.
- No results text: Text that will be displayed if no search results are found.

Extended properties

- Enable picture: Indicates if the web part should show the user image.
- Avatar max side size: Maximum size of avatar image in pixels.
- Display badge info: Indicates whether badge info should be displayed
- Redirect to user profile: Indicates whether username should be link to user profile if profile path is defined in site settings
- Enable forum selection: Indicates whether forum selection is enabled

The search expression is passed to the web part through the SearchForum URL parameter - e.g.: `.../forums.aspx?SearchForum=help`. The forums are automatically hidden on the given page in case this parameter is passed in the URL.

Community > My invitations









Actions	Group	Invited by	When
 	Czech Republic fans	David	1/15/2009 1:36:19 PM
 	European travellers	Nikky	1/15/2009 1:43:33 PM

Displays invitations for given user. User can remove or accept invitation.

User name:	Determines user whose invitations will be shown. If not set, current user will be used.
Member joined caption:	Caption that is displayed when member successfully joined the group.
Member waiting caption:	Caption that is displayed when member joined the group but is waiting for approval.
User is already member caption:	Text displayed if the invited user is already a member of the group.
Group no longer exists caption:	Caption that is displayed when group doesn't exist.
Invitation is not valid caption:	Caption that is displayed when invitation isn't valid.
Zero rows text:	Message which will be displayed if there are no favorites.
Hide control for zero rows:	Control is hidden if there are no invitations.
Delete image URL:	URL leading to delete image.
Accept image URL:	URL leading to accept image.

Additional documentation text is not provided.

Community > My sent invitations

Actions	Group	Invited	When
 	Czech Republic fans	Mia	1/15/2009 1:36:19 PM
 	Czech Republic fans	Nikky	1/15/2009 1:38:21 PM
 	Czech Republic fans	Jenny	1/15/2009 1:38:28 PM
 	Czech Republic fans	Abi	1/15/2009 1:38:37 PM

Displays invitations for given user. User can remove or accept invitation.

- User name: Determines user whose invitations will be shown. If not set, current user will be used.
- Resend success caption: Caption that is displayed when invitation resend was successful.
- Resend failed caption: Caption that is displayed when invitation resend failed.
- Zero rows text: Message which will be displayed if there are no favorites.
- Hide control for zero rows: Control is hidden if there are no invitations.
- Delete image URL: URL leading to delete image.
- Resend image URL: URL leading to resend image.

Additional documentation text is not provided.

Community > Group permissions





<p>You do not have permissions to perform this action.</p>	<p>Webpart which enables users to set permissions for appropriate roles.</p>
--	--

Community

- Group name: Code name of the group.
- No permissions message: Sets the message which should be displayed if current user is not group administrator.

Additional documentation text is not provided.

Community > Group contribution list

New document				
Actions	Document name	Published	Last modified	
 	Editable article 1	Yes	1/23/2008 11:23:38 AM	
 	User contribution	Yes	1/23/2008 1:05:27 PM	

Displays a list of group's contributions or only the New document button.

Content

Path: Path of the documents to be displayed.

User contributions

Path for new documents: Path where new documents created using the New document button will be stored. E.g.: /news

Allowed new document types: List of document types (their code names) that can be created using the New document button. You can specify multiple document types separated with a semicolon (;). E.g.: cms.news;cms.article

Alternative form name: Name of the alternative form which will be used to change form definition and/or layout. Remove class name if more document types are allowed.

Validation error message: This message will be displayed after validation failed. Default error message will be used if this one is not set.

Display list of documents: Indicates if the list of documents should be displayed or only the New document button should be displayed.

New document page template: The default page template assigned to all documents created through the Contribution list web part. If you leave the value empty, the documents will inherit the parent page template by default.

New item button label: Text used for 'New item' button.

List button label: Text used for 'List' button.

Content filter

Document types: Types of documents that should be displayed, separated with a semicolon (;).

Combine with default culture: Indicates if default language version of the document should be displayed if the document is not translated to the current language.

Culture code: Culture version of the displayed content.

Maximum nesting level: Maximum nesting level. It specifies the number of sub-levels in the content tree that should be included in the displayed content.

ORDER BY expression: ORDER BY part of the SELECT query.

Select only published: Indicates if only published documents should be displayed.

Site name: Code name of the web site from which you want to display the content. If you leave the value empty, the content is retrieved from the current web site.

WHERE condition: WHERE part of the SELECT query.



Security

Kentico CMS 4.1 - Web Parts Reference

Check permissions:	Indicates if document permissions should be checked. The access is controlled also by the Check group permissions and Allow editing by users value.
Check group permissions:	Indicates if group permissions should be checked. The access is controlled also by the Check permissions and Allow editing by users value.
Allow insert:	Indicates if the New document button should be displayed.
Allow edit:	Indicates if the edit button should be displayed.
Allow delete:	Indicates if the delete button should be displayed.
Allow editing by users:	Specifies what kind of users can edit the documents using this control: - All users (any user who comes to the web site) - Authenticated users (only users with user name and password) - Document owners (only document owners can edit the content)

Additional documentation text is not provided.

Community > Group edit contribution

<p>Editable article 1</p> <p>Registered users can place any text here.</p> <div data-bbox="228 510 713 584">  <u>Edit</u>  <u>Delete</u> </div>	<p>Enables editing of user contributions.</p>
--	---

Content

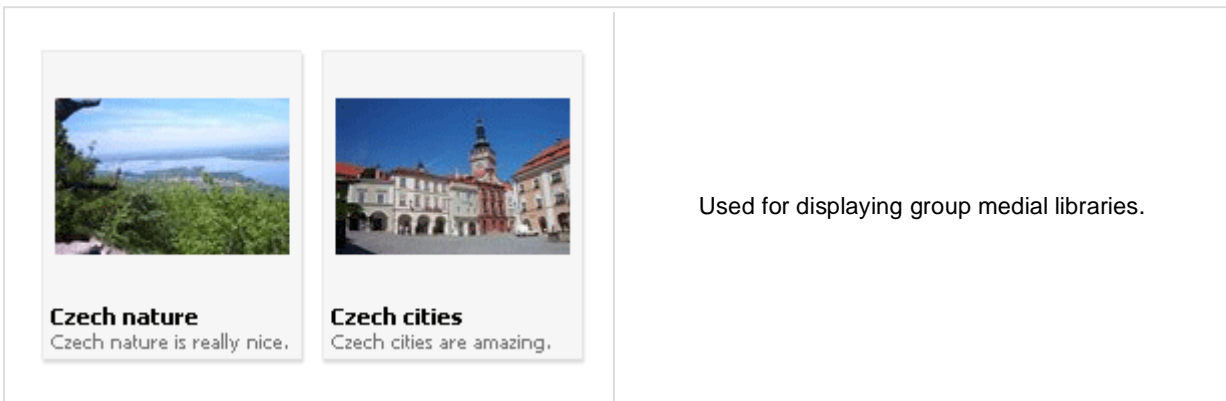
Path:	Path of the documents to be displayed.
Site name:	Code name of the web site from which you want to display the content. If you leave the value empty, the content is retrieved from the current web site.
Culture code:	Culture version of the displayed content.
Alternative form name:	Name of the alternative form which will be used to change form definition and/or layout.
Validation error message:	This message will be displayed after validation failed. Default error message will be used if this one is not set.
Edit button label:	Text used for 'Edit' button.
Delete button label:	Text used for 'Delete' button.
Close edit mode label:	Text used for 'Close edit mode' button.

Security

Check permissions:	Indicates if document permissions should be checked. The access is controlled also by the Check group permissions and the Allow editing by users value.
Check group permissions:	Indicates if group permissions should be checked. The access is controlled also by the Check permissions and the Allow editing by users value.
Allow delete:	Indicates if the delete button should be displayed.
Allow editing by users:	Specifies what kind of users can edit the documents using this control: - All users (any user who comes to the web site) - Authenticated users (only users with user name and password) - Document owners (only document owners can edit the content)

Additional documentation text is not provided.

Community > Group media libraries viewer



Community

Group name: Code name of the group.

Repeater

Transformation Name: Transformation used in the list view mode.

AlternatingItem Transformation Name: Transformation used in the list view mode for even items.

Separator Transformation Name: Transformation used for the separator.

Header Transformation Name: Transformation used for the header.

Footer Transformation Name: Transformation used for the footer.

No data behaviour

Hide if no record found: Indicates if content should be hidden when no record is found.

No record found text: Text that should be displayed if no data is found.

Filter

ORDER BY condition: ORDER BY part of the SELECT query.

Select Top N members: Selects only top N items. If blank, all items are selected.

Site name: Code name of the web site from which you want to display the content. If you leave the value empty, the content is retrieved from the current web site.

WHERE condition: WHERE part of the SELECT query.

Selected columns: Only selected columns will be displayed.

Pager

Page size: Number of records per page.

Paging mode: Type of paging parameter - it can be passed either through URL (Query string) or through postback (Postback).

QueryString key: The name of the URL parameter that will contain the current page number.

Group size:	Sets the number of pages displayed for current page range.
Display first & last automatically:	If checked, first and last buttons of the pager will be displayed only where usable.
Display previous & next automatically:	If checked, previous and next buttons of the pager will be displayed only where usable.
Hide pager for single page:	Sets the value that indicates whether pager should be hidden for single page.

Pager design

Pages:	Sets transformation for page links. Use <%=# Eval("Page") %> to get current page number, <%=# Eval("PageURL") %> to get page URL or <%=# Eval("PageLink") %> to get page link.
CurrentPage:	Sets the current page transformation. Use <%=# Eval("Page") %> to get current page number, <%=# Eval("PageURL") %> to get page URL or <%=# Eval("PageLink") %> to get page link.
Page separator:	Sets transformation for separator of page links.
First page:	Sets transformation for link to the first page. Use <%=# Eval("FirstURL") %> to get link to the first page.
Last page:	Sets transformation for link to the last page. Use <%=# Eval("LastURL") %> to get link to the last page.
Previous page:	Sets transformation for link to the previous page. Use <%=# Eval("PreviousURL") %> to get link to the previous page.
Next page:	Sets transformation for link to the next page. Use <%=# Eval("NextURL") %> to get link to the next page.
Previous group:	Sets transformation for link to the previous group of pages. Use <%=# Eval("PreviousGroupURL") %> to get link to the previous group.
Next group:	Sets transformation for link to the next group of pages. Use <%=# Eval("NextGroupURL") %> to get link to the next group.
Pager layout:	Sets transformation for overall pager layout.

System settings

Cache item name:	Name of the cache item. If not explicitly specified, the name is automatically created based on the control unique ID.
Cache minutes:	The number of minutes for which the content is kept in the cache until the latest version is reloaded from the database. If you specify 0, the content is not cached. If you specify -1, the site-level settings are used.
Cache dependencies:	List of the cache keys on which the cached data depend. When the cache item changes, the cache of the web part is also deleted. Each line contains one item.

Additional documentation text is not provided.

Community > Group message boards

Board name:

Actions	Board name ▲	Enabled	Open	Moderated	Comments	Last post
	Czech Republic fans announcements	Yes	Yes	No	1	11/20/2008 3:21:17 PM
	Profile	Yes	Yes	No	1	1/6/2009 8:13:07 PM

Administration interface for managing message boards of the specified group.

Community

- Group name: Code name of the group.
- No permission message: Text message displayed when user accessing the message board has insufficient permissions to view it.

Additional documentation text is not provided.

Community > Group media libraries


 New media library				Used by group administrators to manage group media libraries.
Actions	Name	Folder	Description	
 	Czech nature	CzechNature	Czech nature is really nice.	
 	Czech cities	CzechCities	Czech cities are amazing.	

Community

Group name:	Code name of the group.
No permission message:	Text message displayed when user accessing the message board has insufficient permissions to view it.

Additional documentation text is not provided.

Community services > YouTube video

	<p>Enables to insert the video from specified URL location.</p>
---	---

Video properties

Video URL:	URL address of the video file.
Width:	Width of the displayed video area.
Height:	Height of the displayed video area.
Auto start play:	Indicates if the video should be played automatically.
Automatically activate the object:	Indicates if the object should be automatically activated. The 'Click to activate' message is not shown.

Additional documentation text is not provided.

Community services > Google video




Enables to insert the video from specified URL location.

Video properties

Video URL:	URL address of the video file.
Width:	Width of the displayed video area.
Height:	Height of the displayed video area.
Auto start play:	Indicates if the video should be played automatically.
Automatically activate the object:	Indicates if the object should be automatically activated. The 'Click to activate' message is not shown.

Additional documentation text is not provided.

Community services > Social bookmarking

<p>Bookmark this page to: </p>	<p>Used for bookmarking the current page by one of the many available social bookmarking services.</p>
---	--

Content

Title:	Title text displayed above bookmark links.
Title CSS class:	CSS class used for title styling.
Separator:	Separator used between bookmarking service icons.
Open links in new window:	Determines if new window should be opened after clicking a bookmarking service icon.

Bookmarking services

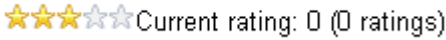
Ask:	Determines if Ask bookmarking link should be included.
Backflip:	Determines if Backflip bookmarking link should be included.
Blogmarks:	Determines if Blogmarks bookmarking link should be included.
Delicious:	Determines if Delicious bookmarking link should be included.
Digg:	Determines if Digg bookmarking link should be included.
Diigo:	Determines if Diigo bookmarking link should be included.
Facebook:	Determines if Facebook bookmarking link should be included.
Faves:	Determines if Faves bookmarking link should be included.
Furl:	Determines if Furl bookmarking link should be included.
Google Bookmarks:	Determines if Google Bookmarks bookmarking link should be included.
Link-a-Gogo:	Determines if Link-a-Gogo bookmarking link should be included.
Live:	Determines if Live bookmarking link should be included.
Mister Wong:	Determines if Mister Wong bookmarking link should be included.
Mixx:	Determines if Mixx bookmarking link should be included.
Multiply:	Determines if Multiply bookmarking link should be included.
MyAOL:	Determines if MyAOL bookmarking link should be included.
MySpace:	Determines if MySpace bookmarking link should be included.
Newsvine:	Determines if Newsvine bookmarking link should be included.

Kentico CMS 4.1 - Web Parts Reference

Reddit:	Determines if Reddit bookmarking link should be included.
Segnalo:	Determines if Segnalo bookmarking link should be included.
Simpy:	Determines if Simpy bookmarking link should be included.
Slashdot:	Determines if Slashdot bookmarking link should be included.
Spurl:	Determines if Spurl bookmarking link should be included.
StumbleUpon:	Determines if StumbleUpon bookmarking link should be included.
Technorati:	Determines if Technorati bookmarking link should be included.
Twitter:	Determines if Twitter bookmarking link should be included.
Yahoo Bookmarks:	Determines if Yahoo Bookmarks bookmarking link should be included.
Yahoo MyWeb:	Determines if Yahoo MyWeb bookmarking link should be included.

Additional documentation text is not provided.

Content rating > Content rating

	<p>Used to enable rating of document content.</p>
---	---

Scale settings

Rating value:	This property could be used to preset rating value. If it is not set then current document rating value is used. Rating value must be a number from the interval <0, 1>.
Rating type:	Determines which type of content rating will be used.
Max rating value:	Sets size of the content rating scale.

Messages

Show results:	Determines if overall results should be shown.
Result message:	Message displaying overall rating results. The {0} macro shows overall rating (for one decimal rounding, you can use {0:0.#}); {1} displays the total number of votes.
Message after rating:	Message displayed to the user after rating. Macros that can be used: {0} your rating, {1} overall rating, {2} overall number of votes.

Permissions

Check permissions:	If true, permissions set by the Allow for public and Hide to unauthorized roles properties below will be checked. If false, rating will be allowed for every site visitor including anonymous public ones.
Allow zero value:	If true user is allowed to rate without choosing any value. In other case the rating is denied and error message is displayed.
Error message:	This error message is shown if user rates without choosing any value and null value is disabled.
Anonymous users can rate:	If true, rating is allowed for anonymous public users.
Check if user rated:	Determines if check should be performed on whether the current user already rated. In such case, further rating will not be allowed for the user.
Hide to unauthorized users:	If true, the web part will be hidden to anonymous public users.

Additional documentation text is not provided.

Custom tables > Custom table repeater

<p>Item text: Sample text 1 Item text: Sample text 2 Item text: Sample text 3</p>	<p>Displays a repeater with data retrieved from custom table.</p>
--	---

Content

Custom table: Custom table which should be used to display items.

Content filter

ORDER BY expression: ORDER BY part of the SELECT query.

Select top N documents: Selects only top N items. If blank, all items are selected.

WHERE condition: WHERE part of the SELECT query.

Filter name: External filter name.

Transformations

Transformation name: Transformation used in the list view mode.

Alternating transformation: Transformation used in the list view mode for even items.

Item separator: Item separator displayed between records.

Paging

Enable paging: Indicates if displayed data should be paged.

Paging mode: Type of paging parameter - it can be passed either through URL (Query string) or through postback (Postback).

Navigation buttons: Indicates if the back/next buttons should be used.

Pager position: Position of the pager - top or bottom

Page size: Number of records per page.

Query string key: The name of the URL parameter that will contain the current page number.

Show first and last buttons: Indicates if First and Last buttons should be displayed.

HTML before: HTML code before the results summary text.

HTML after: HTML code after the results summary text.

Results position: Position of the results summary text.

Numbers separator: HTML code between the page numbers.

System settings

Check permissions:	Indicates if permissions should be checked for the displayed content and only the documents for which the current user has the "read" permission should be displayed.
Cache item name:	Name of the cache item. If not explicitly specified, the name is automatically created based on the control unique ID.
Cache minutes:	The number of minutes for which the content is kept in the cache until the latest version is reloaded from the database. If you specify 0, the content is not cached. If you specify -1, the site-level settings are used.
Cache dependencies:	List of the cache keys on which the cached data depend. When the cache item changes, the cache of the web part is also deleted. Each line contains one item.

No data behavior

Hide if no record found:	Indicates if content should be hidden when no record is found.
No record found text:	Text that should be displayed if no data is found.

Additional documentation text is not provided.

Custom tables > Custom table datagrid

ItemID	ItemCreatedBy	ItemCreatedWhen
4	53	10/20/2008 1:42:40 PM
5	53	10/20/2008 1:42:52 PM
6	53	10/20/2008 1:43:01 PM

Displays a grid with data retrieved from custom table.

Content

Custom table: Custom table which should be used.

Content filter

ORDER BY expression: ORDER BY part of the SELECT query.

Select top N documents: Selects only top N items. If blank, all items are selected.

WHERE condition: WHERE part of the SELECT query.

Filter name: External filter name.

Design

Displayed columns: Allows you to select and configure the displayed columns.

Show header: Indicates if header should be shown.

Show footer: Indicates if footer should be shown.

Tool tip: Tool tip displayed when the table is mouse-overed.

Skin ID: Skin ID.

Paging

Enable paging: Indicates if displayed data should be paged.

Page size: Number of records per page.

Pager style: You can choose between Previous/Next buttons and page numbers.

Sorting

Enable sorting: Indicates if sorting should be used.

Default sort field: Name of the field that will be used for sorting by default.

Sort ascending: Indicates if the default sorting should be ascending.

Set first page after change sorting: Indicates if after sorting change should be displayed first page or current page.

System settings

Check permissions:	Indicates if permissions should be checked for the displayed content and only the documents for which the current user has the "read" permission should be displayed.
Cache item name:	Name of the cache item. If not explicitly specified, the name is automatically created based on the control unique ID.
Cache minutes:	The number of minutes for which the content is kept in the cache until the latest version is reloaded from the database. If you specify 0, the content is not cached. If you specify -1, the site-level settings are used.
Cache dependencies:	List of the cache keys on which the cached data depend. When the cache item changes, the cache of the web part is also deleted. Each line contains one item.

No data behavior

Hide if no record found:	Indicates if content should be hidden when no record is found.
No record found text:	Text that should be displayed if no data is found.

Additional documentation text is not provided.

Custom tables > Custom table datalist

<p>Item text: Sample text 1</p> <p>Item text: Sample text 2</p> <p>Item text: Sample text 3</p>	<p>Displays a multicolumn/multi-line list with data retrieved from custom table.</p>
--	--

Content

Custom table: Custom table which should be used.

Content filter

ORDER BY expression: ORDER BY part of the SELECT query.

Select top N documents: Selects only top N items. If blank, all items are selected.

WHERE condition: WHERE part of the SELECT query.

Filter name: External filter name.

Transformations

Transformation: Transformation used in the list view mode.

Alternating transformation: Transformation used in the list view mode for even items.

Layout

Repeat columns: Number of columns.

Repeat direction: Direction in which the items should be displayed when more than one columns are used - either vertical or horizontal.

Repeat layout: Layout of the control - either tables or flow layout (without any predefined structure).

Paging

Enable paging: Indicates if displayed data should be paged.

Paging mode: Type of paging parameter - it can be passed either through URL (Query string) or through postback (Postback).

Navigation buttons: You can select if you want to use back/next buttons or not.

Pager position: Position of the pager - top or bottom

Page size: Number of records per page.

Query string key: The name of the URL parameter that will contain the current page number.

Show first and last buttons: Indicates if First and Last buttons should be displayed.

HTML before:	HTML content before the paging summary text.
HTML after:	HTML content after the paging summary text.
Results position:	Position of the paging summary text.
Numbers separator:	Separator sign between the page numbers.

System settings


Check permissions:	Indicates if permissions should be checked for the displayed content and only the documents for which the current user has the "read" permission should be displayed.
Cache item name:	Name of the cache item. If not explicitly specified, the name is automatically created based on the control unique ID.
Cache minutes:	The number of minutes for which the content is kept in the cache until the latest version is reloaded from the database. If you specify 0, the content is not cached. If you specify -1, the site-level settings are used.
Cache dependencies:	List of the cache keys on which the cached data depend. When the cache item changes, the cache of the web part is also deleted. Each line contains one item.

No data behavior

Hide if no record found:	Indicates if content should be hidden when no record is found.
No record found text:	Text that should be displayed if no data is found.

Additional documentation text is not provided.

Data sources > Documents data source

 <p style="text-align: center;">Special WebPart Invisible on the live site</p>	<p>Creates data source from documents with given path and other properties such as class names, culture codes, etc.</p>
--	---

Content

Path: Path of the documents to be displayed.

Content filter

Class names: Types of documents that should be displayed, separated with a semicolon (;).

Combine with default culture: Indicates if default language version of the document should be displayed if the document is not translated to the current language.

Culture code: Culture version of the displayed content.

Maximum nesting level: Maximum nesting level. It specifies the number of sub-levels in the content tree that should be included in the displayed content.

ORDER BY Expression: ORDER BY part of the SELECT query.

Select only published: Indicates if only published documents should be displayed.

Select top N documents: Selects only top N items. If blank, all items are selected.

Site name: Code name of the web site from which you want to display the content. If you leave the value empty, the content is retrieved from the current web site.

WHERE condition: WHERE part of the SELECT query.

Filter out duplicates: If the displayed data contains multiple links to the same document, you can choose to display only one of them.

Filter name: Filter name of external filter connected to this web part.

Enable selected item: If is true datasource supports selected item

System settings

Check permissions: Indicates if permissions should be checked for the displayed content and only the documents for which the current user has the "read" permission should be displayed.


Cache item name: Name of the cache item. If not explicitly specified, the name is automatically created based on the control unique ID.

Cache minutes: The number of minutes for which the content is kept in the cache until the latest version is reloaded from the database. If you specify 0, the content is not cached. If you specify -1, the site-level settings are used.

Cache dependencies: List of the cache keys on which the cached data depend. When the cache item changes, the cache of the web part is also deleted. Each line contains one item.

Additional documentation text is not provided.

Data sources > Groups data source

 <p style="text-align: center;">Special WebPart Invisible on the live site</p>	<p>Creates data source from groups which are selected depending on filter settings.</p>
--	---

Filter


Select only approved:	Indicates if only approved items should be selected.
ORDER BY condition:	ORDER BY part of the SELECT query.
Select Top N groups:	Selects only top N items. If blank, all items are selected.
Site name:	Code name of the web site from which you want to display the content. If you leave the value empty, the content is retrieved from the current web site.
WHERE condition:	WHERE part of the SELECT query.
Filter:	Filter name of external filter connected to this web part.
Selected columns:	Only selected columns will be displayed.

System settings

Cache item name:	Name of the cache item. If not explicitly specified, the name is automatically created based on the control unique ID.
Cache minutes:	The number of minutes for which the content is kept in the cache until the latest version is reloaded from the database. If you specify 0, the content is not cached. If you specify -1, the site-level settings are used.
Cache dependencies:	List of the cache keys on which the cached data depend. When the cache item changes, the cache of the web part is also deleted. Each line contains one item.

Additional documentation text is not provided.

Data sources > Query data source

 <p style="text-align: center;">Special WebPart Invisible on the live site</p>	<p>Creates data source with appropriate query. Results can be filtered.</p>
--	---

Content

Query name: Name of the SQL query which should be used to display items.

Content filter

ORDER BY Expression: ORDER BY part of the SELECT query.

Select top N documents: Selects only top N items. If blank, all items are selected.

WHERE condition: WHERE part of the SELECT query.

Filter: Filter name of external filter connected to this web part.

System settings

Cache item name: Name of the cache item. If not explicitly specified, the name is automatically created based on the control unique ID.

Cache minutes: The number of minutes for which the content is kept in the cache until the latest version is reloaded from the database. If you specify 0, the content is not cached. If you specify -1, the site-level settings are used.

Cache dependencies: List of the cache keys on which the cached data depend. When the cache item changes, the cache of the web part is also deleted. Each line contains one item.

Additional documentation text is not provided.

Data sources > Custom Table data source

 <p style="text-align: center;">Special WebPart Invisible on the live site</p>	<p>This data source uses custom table on given site with other filter settings to select results.</p>
--	---

Filter


Custom table name:	Sets the source custom table name
ORDER BY condition:	ORDER BY part of the SELECT query.
Select Top N items:	Selects only top N items. If blank, all items are selected.
WHERE condition:	WHERE part of the SELECT query.
Filter:	Filter name of external filter connected to this web part.
Selected columns:	Only selected columns will be displayed.

System settings

Cache item name:	Name of the cache item. If not explicitly specified, the name is automatically created based on the control unique ID.
Cache minutes:	The number of minutes for which the content is kept in the cache until the latest version is reloaded from the database. If you specify 0, the content is not cached. If you specify -1, the site-level settings are used.
Cache dependencies:	List of the cache keys on which the cached data depend. When the cache item changes, the cache of the web part is also deleted. Each line contains one item.

Additional documentation text is not provided.

Data sources > Group members data source

 <p style="text-align: center;">Special WebPart Invisible on the live site</p>	<p>Creates data source from group members who are matching selected group. You can filter results by e.g. site or specific WHERE condition.</p>
--	---

Community

Group name: Code name of the group.

Filter

Select only approved: Indicates if only approved items should be selected.

ORDER BY condition: ORDER BY part of the SELECT query.

Select Top N members: Selects only top N items. If blank, all items are selected.

Site name: Code name of the web site from which you want to display the content. If you leave the value empty, the content is retrieved from the current web site.

WHERE condition: WHERE part of the SELECT query.

Filter: Filter name of external filter connected to this web part.

Selected columns: Only selected columns will be displayed.

System settings


Cache item name: Name of the cache item. If not explicitly specified, the name is automatically created based on the control unique ID.

Cache minutes: The number of minutes for which the content is kept in the cache until the latest version is reloaded from the database. If you specify 0, the content is not cached. If you specify -1, the site-level settings are used.

Cache dependencies: List of the cache keys on which the cached data depend. When the cache item changes, the cache of the web part is also deleted. Each line contains one item.

Additional documentation text is not provided.

Data sources > XML data source

 <p style="text-align: center;">Special WebPart Invisible on the live site</p>	<p>Creates data source from XML which is specified by URL. Result contains columns depending on given XML.</p>
--	--

Filter


XML URL:	URL of XML document.
ORDER BY expression:	ORDER BY part of the SELECT query.
Select Top N items:	Selects only top N items. If blank, all items are selected.
WHERE condition:	WHERE part of the SELECT query.
Filter name:	Filter name of external filter connected to this web part.
Table name:	More complex XML creates dataset with more tables. Specify the name of table which will be used as datasource.

System settings

Cache item name:	Name of the cache item. If not explicitly specified, the name is automatically created based on the control unique ID.
Cache minutes:	The number of minutes for which the content is kept in the cache until the latest version is reloaded from the database. If you specify 0, the content is not cached. If you specify -1, the site-level settings are used.
Cache dependencies:	List of the cache keys on which the cached data depend. When the cache item changes, the cache of the web part is also deleted. Each line contains one item.

Additional documentation text is not provided.

Data sources > File System data source

 <p style="text-align: center;">Special WebPart Invisible on the live site</p>	<p>Creates data source from files. The list of files is generated with dependence on directory path and search pattern. Result data source contains the following columns: FileName, Extension, FilePath, FileURL, Size, Directory, Created, Modified</p>
--	---

Content

Directory path: Sets the directory path. eg: "~/\" or "~/Files/" etc.

Filter

Include sub dirs: Indicates whether sub directory files will be included in result dataset.

Files search pattern: Files filter (eg.: "" (empty value), "*.\"", "*.jpg" "*.jpg;*.gif").

ORDER BY expression: ORDER BY part of the SELECT query.

Select Top N files: Selects only top N items. If blank, all items are selected.

WHERE condition: WHERE part of the SELECT query.

Filter name: Filter name of external filter connected to this web part.

System settings


Cache item name: Name of the cache item. If not explicitly specified, the name is automatically created based on the control unique ID.

Cache minutes: The number of minutes for which the content is kept in the cache until the latest version is reloaded from the database. If you specify 0, the content is not cached. If you specify -1, the site-level settings are used.

Cache dependencies: List of the cache keys on which the cached data depend. When the cache item changes, the cache of the web part is also deleted. Each line contains one item.

Additional documentation text is not provided.

Data sources > Forum Posts data source

 <p>Special WebPart</p> <p>Invisible on the live site</p>	<p>Creates data source from forum posts on given site with relevant properties.</p>
---	---

Filter


Select only approved:	Indicates if only approved items should be selected.
Site name:	Code name of the web site from which you want to display the content. If you leave the value empty, the content is retrieved from the current web site.
ORDER BY expression:	ORDER BY part of the SELECT query.
Select Top N posts:	Selects only top N items. If blank, all items are selected.
WHERE condition:	WHERE part of the SELECT query.
Filter name:	Filter name of external filter connected to this web part.
Selected columns:	Only selected columns will be displayed.

System settings

Cache item name:	Name of the cache item. If not explicitly specified, the name is automatically created based on the control unique ID.
Cache minutes:	The number of minutes for which the content is kept in the cache until the latest version is reloaded from the database. If you specify 0, the content is not cached. If you specify -1, the site-level settings are used.
Cache dependencies:	List of the cache keys on which the cached data depend. When the cache item changes, the cache of the web part is also deleted. Each line contains one item.

Additional documentation text is not provided.

Data sources > Users data source

 <p>Special WebPart</p> <p>Invisible on the live site</p>	<p>Creates data source from users who can be filtered by e.g. site, approval status, or dependence to a group.</p>
--	--

Filter

Select only approved:	Indicates if only approved items should be selected.
Select hidden users:	Determines if hidden users should be shown.
ORDER BY condition:	ORDER BY part of the SELECT query.
Select Top N members:	Selects only top N items. If blank, all items are selected.
Site name:	Code name of the web site from which you want to display the content. If you leave the value empty, the content is retrieved from the current web site.
WHERE condition:	WHERE part of the SELECT query.
Filter:	Filter name of external filter connected to this web part.
Selected columns:	Only selected columns will be displayed.

System settings

Cache item name:	Name of the cache item. If not explicitly specified, the name is automatically created based on the control unique ID.
Cache minutes:	The number of minutes for which the content is kept in the cache until the latest version is reloaded from the database. If you specify 0, the content is not cached. If you specify -1, the site-level settings are used.
Cache dependencies:	List of the cache keys on which the cached data depend. When the cache item changes, the cache of the web part is also deleted. Each line contains one item.

Additional documentation text is not provided.

Data sources > Blog comments data source

 <p style="text-align: center;">Special WebPart Invisible on the live site</p>	<p>Creates data source from blog comments. The list of comments is generated with dependence for given site and other filter settings.</p>
--	--

Filter

Select only approved:	Indicates if only approved items should be selected.
Site name:	Code name of the web site from which you want to display the content. If you leave the value empty, the content is retrieved from the current web site.
ORDER BY expression:	ORDER BY part of the SELECT query.
Select Top N posts:	Selects only top N items. If blank, all items are selected.
WHERE condition:	WHERE part of the SELECT query.
Filter name:	Filter name of external filter connected to this web part.
Selected columns:	Only selected columns will be displayed.

System settings

Cache item name:	Name of the cache item. If not explicitly specified, the name is automatically created based on the control unique ID.
Cache minutes:	The number of minutes for which the content is kept in the cache until the latest version is reloaded from the database. If you specify 0, the content is not cached. If you specify -1, the site-level settings are used.
Cache dependencies:	List of the cache keys on which the cached data depend. When the cache item changes, the cache of the web part is also deleted. Each line contains one item.

Additional documentation text is not provided.

Data sources > Board messages data source

 <p style="text-align: center;">Special WebPart Invisible on the live site</p>	<p>Creates data source from board messages. Content of message list is depending on filter settings.</p>
--	--

Filter


Select only approved:	Indicates if only approved items should be selected.
Site name:	Code name of the web site from which you want to display the content. If you leave the value empty, the content is retrieved from the current web site.
ORDER BY expression:	ORDER BY part of the SELECT query.
Select Top N posts:	Selects only top N items. If blank, all items are selected.
WHERE condition:	WHERE part of the SELECT query.
Filter name:	Filter name of external filter connected to this web part.
Selected columns:	Only selected columns will be displayed.

System settings

Cache item name:	Name of the cache item. If not explicitly specified, the name is automatically created based on the control unique ID.
Cache minutes:	The number of minutes for which the content is kept in the cache until the latest version is reloaded from the database. If you specify 0, the content is not cached. If you specify -1, the site-level settings are used.
Cache dependencies:	List of the cache keys on which the cached data depend. When the cache item changes, the cache of the web part is also deleted. Each line contains one item.

Additional documentation text is not provided.

Data sources > Friends data source

 <p style="text-align: center;">Special WebPart Invisible on the live site</p>	<p>Creates data source from friends of given user. You can filter results by e.g. appropriate friend status or site name.</p>
--	---

Filter


Username:	If you choose some user, the data source provides friends of the selected user. If blank, friends of the user in current SiteContext will be provided.
Friend status:	Based on this drop-down list, the data source provides only friends who are in the Approved/Rejected/Waiting for approval status.
Select only approved:	Indicates if only approved items should be selected.
ORDER BY condition:	ORDER BY part of the SELECT query.
Site name:	Code name of the web site from which you want to display the content. If you leave the value empty, the content is retrieved from the current web site.
WHERE condition:	WHERE part of the SELECT query.
Filter:	Filter name of external filter connected to this web part.
Selected columns:	Only selected columns will be displayed.

System settings

Cache item name:	Name of the cache item. If not explicitly specified, the name is automatically created based on the control unique ID.
Cache minutes:	The number of minutes for which the content is kept in the cache until the latest version is reloaded from the database. If you specify 0, the content is not cached. If you specify -1, the site-level settings are used.
Cache dependencies:	List of the cache keys on which the cached data depend. When the cache item changes, the cache of the web part is also deleted. Each line contains one item.

Additional documentation text is not provided.

Data sources > Products data source

 <p style="text-align: center;">Special WebPart Invisible on the live site</p>	<p>Creates data source from products. Users can filter results with appropriate filter settings.</p>
--	--

Filter

ORDER BY expression:	ORDER BY part of the SELECT query.
Select Top N items:	Selects only top N items. If blank, all items are selected.
WHERE condition:	WHERE part of the SELECT query.
Filter name:	Filter name of external filter connected to this web part.
Selected columns:	Only selected columns will be displayed.

System settings

Cache item name:	Name of the cache item. If not explicitly specified, the name is automatically created based on the control unique ID.
Cache minutes:	The number of minutes for which the content is kept in the cache until the latest version is reloaded from the database. If you specify 0, the content is not cached. If you specify -1, the site-level settings are used.
Cache dependencies:	List of the cache keys on which the cached data depend. When the cache item changes, the cache of the web part is also deleted. Each line contains one item.

Additional documentation text is not provided.

Data sources > Media files data source

 <p style="text-align: center;">Special WebPart Invisible on the live site</p>	<p>Creates data source from media files which are selected depending on filter settings.</p>
--	--

Filter


Media library name:	Specifies which library should be used as a data source for media files.
File ID querystring key:	Sets querystring parameter for file id value.
File path:	Specifies which file path should be used in WHERE condition for selecting media files.
File extension:	Specifies which file extension should be used in WHERE condition for selecting media files.
WHERE condition:	WHERE part of the SELECT query.
ORDER BY expression:	ORDER BY part of the SELECT query.
Select top N items:	Selects only top N items. If blank, all items are selected.
Filter:	Filter name of external filter connected to this web part.
Selected columns:	Only selected columns will be displayed.

System settings

Cache item name:	Name of the cache item. If not explicitly specified, the name is automatically created based on the control unique ID.
Cache minutes:	The number of minutes for which the content is kept in the cache until the latest version is reloaded from the database. If you specify 0, the content is not cached. If you specify -1, the site-level settings are used.
Cache dependencies:	List of the cache keys on which the cached data depend. When the cache item changes, the cache of the web part is also deleted. Each line contains one item.

Additional documentation text is not provided.

Data sources > Media libraries data source

 <p>Special WebPart</p> <p>Invisible on the live site</p>	<p>Creates data source from media libraries.</p>
---	--

Filter


Show group libraries:	Indicates if group libraries should be included.
ORDER BY expression:	ORDER BY part of the SELECT query.
Select top N items:	Selects only top N items. If blank, all items are selected.
Site name:	Code name of the web site from which you want to display the content. If you leave the value empty, the content is retrieved from the current web site.
WHERE condition:	WHERE part of the SELECT query.
Filter:	Filter name of external filter connected to this web part.
Selected columns:	Only selected columns will be displayed.

System settings

Cache item name:	Name of the cache item. If not explicitly specified, the name is automatically created based on the control unique ID.
Cache minutes:	The number of minutes for which the content is kept in the cache until the latest version is reloaded from the database. If you specify 0, the content is not cached. If you specify -1, the site-level settings are used.
Cache dependencies:	List of the cache keys on which the cached data depend. When the cache item changes, the cache of the web part is also deleted. Each line contains one item.

Additional documentation text is not provided.

Data sources > Group media libraries data source

 <p>Special WebPart</p> <p>Invisible on the live site</p>	<p>Creates data source from group media libraries.</p>
--	--

Community

Group name: Code name of the group.

Filter

WHERE condition: WHERE part of the SELECT query.

ORDER BY expression: ORDER BY part of the SELECT query.

Select top N items: Selects only top N items. If blank, all items are selected.

Filter: Filter name of external filter connected to this web part.

Selected columns: Only selected columns will be displayed.

System settings


Cache item name: Name of the cache item. If not explicitly specified, the name is automatically created based on the control unique ID.

Cache minutes: The number of minutes for which the content is kept in the cache until the latest version is reloaded from the database. If you specify 0, the content is not cached. If you specify -1, the site-level settings are used.

Cache dependencies: List of the cache keys on which the cached data depend. When the cache item changes, the cache of the web part is also deleted. Each line contains one item.

Additional documentation text is not provided.

Data sources > Attachments data source

 <p>Special WebPart</p> <p>Invisible on the live site</p>	<p>Creates data source from attachments with relevant properties.</p>
--	---

Content

Path: Path of the documents to be displayed.

Filter

Select only published: Indicates if only approved items should be selected.

ORDER BY expression: ORDER BY part of the SELECT query.

Select Top N attachments: Selects only top N items. If blank, all items are selected.

WHERE condition: WHERE part of the SELECT query.

Filter name: Filter name of external filter connected to this web part.

Attachment group: Allows to select field to which attachments are binded.

Culture code: Culture version of the displayed content.

Combine with default culture: Indicates if default language version of the document should be displayed if the document is not translated to the current language.

System settings

Check permissions: Indicates if permissions should be checked for the displayed content and only the documents for which the current user has the "read" permission should be displayed.

Cache item name: Name of the cache item. If not explicitly specified, the name is automatically created based on the control unique ID.


Cache minutes: The number of minutes for which the content is kept in the cache until the latest version is reloaded from the database. If you specify 0, the content is not cached. If you specify -1, the site-level settings are used.

Cache dependencies: List of the cache keys on which the cached data depend. When the cache item changes, the cache of the web part is also deleted. Each line contains one item.

Additional documentation text is not provided.

E-commerce > Shopping cart

Step 1 of 6 - Add some products to the shopping cart



Shopping cart

Currency: U.S. Dollar

Remove	Product name	Units	Unit price	Tax	Subtotal
<input type="checkbox"/>	Toshiba Satellite Pro	1	1499.00	0.00	1499.00

If you have a coupon code, please enter it here:

Total shipping: \$ 0.00
Total price: \$ 1499.00

Allow user to add product to shopping cart.

General

- | | |
|-------------------------------------|---|
| Default URL after purchase: | Default page where the user should be redirected if no URL is specified for the given payment option. |
| Allow forgotten password retrieval: | Indicates if the forgotten password can be retrieved in the Shopping Cart sign-in dialog. |
| Display step images: | Indicates if the images should be displayed during the order process |
| Image step separator: | The separator displayed between shopping progress images. |
| Enable product price detail: | Indicates if the link to the price detail page should be displayed. |
| Required fields mark: | HTML code for the required fields mark, e.g. asterisk (*) |

Registration form

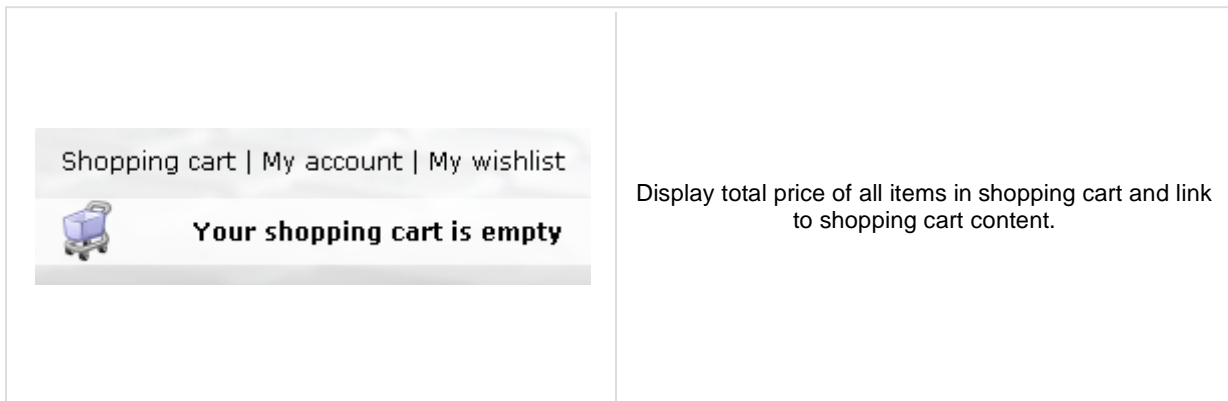
- | | |
|---|---|
| Assign user to roles: | If you enter some role to this field, the user will be automatically assigned to it after registration. |
| Assign to sites: | If you enter some site here, users will be automatically assigned to the site after registration. |
| Notify administrator about new registrations to e-mail address: | Enter administrator's e-mail address if you want to send registration notification message. |

Conversion tracking

- | | |
|-------------------------------|--|
| Registration conversion name: | Name of the registration conversion used in web analytics. |
| Order conversion name: | Name of the order conversion used in web analytics. |

Additional documentation text is not provided.

E-commerce > Shopping cart preview




General

Shopping cart link URL:	URL of the page with shopping cart. If not set, the default URL from the Site Manager/Manager/Settings/E-commerce/Shopping cart URL settings is used.
Shopping cart link text:	Text of the link to the shopping cart page.
Wishlist link URL:	URL of the page with wish list web part. If not set, the default URL from the Site Manager/Settings/E-commerce/Wishlist URL settings is used.
Wishlist link text:	The link text for the wish list URL.
My Account link URL:	URL of the page with My Account web part. If not set, the default URL from the Site Manager/Settings/E-commerce/My account URL settings is used.
My Account link text:	Text of the link to the My Account page.
Total price text:	Text displayed next to the total price.
Show total price row:	Indicates if total price row should be displayed.

Additional documentation text is not provided.

E-commerce > Product datalist



The Product datalist web part allows you to display products based on their e-commerce product (SKU) properties instead of displaying the standard CMS documents).

Content

ORDER BY:	ORDER BY part of the SELECT query.
Select top N:	The number of latest products that should be displayed in the archive. If you leave the value empty, the web part displays all products.
WHERE condition:	WHERE part of the SELECT query.
Filter name:	Name of the filter webpart which should be used.

Layout

Repeat columns:	Number of columns.
Repeat direction:	Direction in which the items should be displayed when more than one columns are used - either vertical or horizontal.
Repeat layout:	Layout of the control - either tables or flow layout (without any predefined structure).

Transformations

Transformation name:	Transformation used in the list view mode.
Alternating transformation name:	Transformation used in the list view mode for even items.
Selected item transformation name:	Transformation used in the detail view mode.

Paging

Enable paging:	Indicates if displayed data should be paged.
Paging mode:	Type of paging parameter - it can be passed either through URL (Query string) or through postback (Postback).
Pager position:	Position of the pager - top or bottom
Page size:	Number of records per page.
Query string key:	The name of the URL parameter that will contain the current page number.
Show first and last last buttons:	Indicates if First and Last buttons should be displayed.

No data behavior

Hide control for zero rows:	Indicates if content should be hidden when no record is found.
-----------------------------	--


No record found text:

Text that should be displayed if no data is found.

Transformations and available fields

You can use the CMS.Root.GeneralProductPreview and CMS.Root.GeneralProductDetail transformations as example of how to create transformations for this web part. You can use all fields of the **COM_SKU** table.

E-commerce > Wishlist

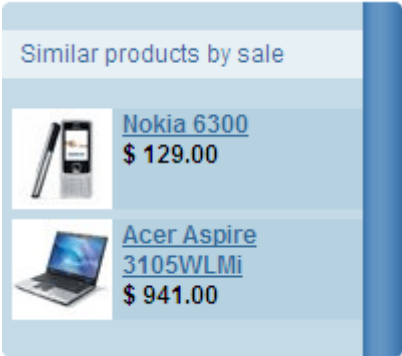
<p>Wishlist</p>  <p>Apple iPhone</p> <p>iPhone is a revolutionary new mobile phone that lets you use your address book, a favorites list, or a calendar on your Mac, or Internet service. And it lets you send messages like email.</p> <p>our price: \$ 499.00</p>	<p>Displays items added to wish list by the user.</p>
---	---

Transformations

Transformation name: Transformation used in the list view mode.

Additional documentation text is not provided.

E-commerce > Similar products by sale

	<p>Displays similar products by their sales.</p>
---	--

Content filter

Site name:	Code name of the web site from which you want to display the content. If you leave the value empty, the content is retrieved from the current web site.
Path:	Path of the documents to be displayed.
Maximum nesting level:	Maximum nesting level. It specifies the number of sub-levels in the content tree that should be included in the displayed content.
Document types:	Types of documents that should be displayed, separated with a semicolon (;).
Select top N products:	Selects only top N products. If blank, all items are selected.
WHERE condition:	WHERE part of the SELECT query.
ORDER BY expression:	ORDER BY part of the SELECT query.
Select only published:	Indicates if only published documents should be displayed.
Culture code:	Culture version of the displayed content.
Combine with default culture:	Indicates if default language version of the document should be displayed if the document is not translated to the current language.

Transformations

Transformation name:	Transformation used in the list view mode.
Alternating transformation:	Transformation used in the list view mode for even items.

System settings

Cache item name:	Name of the cache item. If not explicitly specified, the name is automatically created based on the control unique ID.
Cache minutes:	The number of minutes for which the content is kept in the cache until the latest version is reloaded from the database. If you specify 0, the content is not cached. If you specify -1, the site-level settings are used.
Cache dependencies:	List of the cache keys on which the cached data depend. When the cache item changes, the cache of the web part is also deleted. Each line contains one item.
Check permissions:	Indicates if permissions should be checked for the displayed content and only the documents for which the current user has the "read" permission should be displayed.

No data behavior

Hide if no record found:	Indicates if content should be hidden when no record is found.
--------------------------	--

Kentico CMS 4.1 - Web Parts Reference

No record found text:

Text that should be displayed if no data is found.

You can find an example of datalist/repeater nesting in [CMSRepeater](#) chapter.

E-commerce > Random products

	<p>Displays random products according to the content filter.</p>
---	--

Content filter

Product public status:	Public status of products which should be displayed.
Product internal status:	Internal status of products which should be displayed.
Product department:	Department of products which should be displayed.
Only random N products:	Indicates how many random products should be displayed. Don't put any value, if you want display all products.
Site name:	Code name of the web site from which you want to display the content. If you leave the value empty, the content is retrieved from the current web site.
Path:	Path of the documents to be displayed.
Maximum nesting level:	Maximum nesting level. It specifies the number of sub-levels in the content tree that should be included in the displayed content.
Document types:	Indicates from which document types should be products chosen.
WHERE condition:	WHERE part of the SELECT query.
ORDER BY expression:	ORDER BY part of the SELECT query.
Select only published:	Indicates if only published documents should be displayed.
Culture code:	Culture version of the displayed content.
Combine with default culture:	Indicates if default language version of the document should be displayed if the document is not translated to the current language.

Transformations

Transformation name:	Transformation used in the list view mode.
Alternating transformation:	Transformation used in the list view mode for even items.

System settings

Check permissions:	Indicates if permissions should be checked for the displayed content and only the documents for which the current user has the "read" permission should be displayed.
Cache item name:	Name of the cache item. If not explicitly specified, the name is automatically created based on the control unique ID.
Cache minutes:	The number of minutes for which the content is kept in the cache until the latest version is reloaded from the database. If you specify 0, the content is not cached. If you specify -1, the site-level settings are used.

Kentico CMS 4.1 - Web Parts Reference

Cache dependencies: List of the cache keys on which the cached data depend. When the cache item changes, the cache of the web part is also deleted. Each line contains one item.

No data behavior

Hide if no record found: Indicates if content should be hidden when no record is found.

No record found text: Text that should be displayed if no data is found.

Additional documentation text is not provided.

E-commerce > Top N products by sales

	<p>Displays top N products by sales.</p>
---	--

Content filter

Site name:	Code name of the web site from which you want to display the content. If you leave the value empty, the content is retrieved from the current web site.
Path:	Path of the documents to be displayed.
Maximum nesting level:	Maximum nesting level. It specifies the number of sub-levels in the content tree that should be included in the displayed content.
Document types:	Types of documents that should be displayed, separated with a semicolon (;).
Select top N products:	Number of displayed products.
Where condition:	WHERE part of the SELECT query.
Order by:	ORDER BY part of the SELECT query.
Select only published:	Indicates if only published documents should be displayed.
Culture code:	Culture version of the displayed content.
Combine with default culture:	Indicates if default language version of the document should be displayed if the document is not translated to the current language.

Transformations

Transformation name:	Transformation used in the list view mode.
Alternating transformation:	Transformation used in the list view mode for even items.

System settings

Check permissions:	Indicates if permissions should be checked for the displayed content and only the documents for which the current user has the "read" permission should be displayed.
Cache item name:	Name of the cache item. If not explicitly specified, the name is automatically created based on the control unique ID.
Cache minutes:	The number of minutes for which the content is kept in the cache until the latest version is reloaded from the database. If you specify 0, the content is not cached. If you specify -1, the site-level settings are used.
Cache dependencies:	List of the cache keys on which the cached data depend. When the cache item changes, the cache of the web part is also deleted. Each line contains one item.

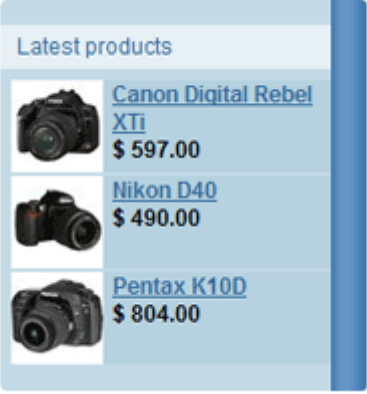
No data behavior

Kentico CMS 4.1 - Web Parts Reference

Hide if no record found: Indicates if content should be hidden when no record is found.
No record found text: Text that should be displayed if no data is found.

Additional documentation text is not provided.

E-commerce > Top N newest products

	<p>Displays top N newest products.</p>
---	--

Content filter

Site name:	Code name of the web site from which you want to display the content. If you leave the value empty, the content is retrieved from the current web site.
Path:	Path of the documents to be displayed.
Maximum nesting level:	Maximum nesting level. It specifies the number of sub-levels in the content tree that should be included in the displayed content.
Document types:	Types of documents that should be displayed, separated with a semicolon (;).
Select top N products:	Number of displayed products.
Where condition:	WHERE part of the SELECT query.
Order by:	ORDER BY part of the SELECT query.
Select only published:	Indicates if only published documents should be displayed.
Culture code:	Culture version of the displayed content.
Combine with default culture:	Indicates if default language version of the document should be displayed if the document is not translated to the current language.

Transformations

Transformation name:	Transformation used in the list view mode.
Alternating transformation:	Transformation used in the list view mode for even items.

System settings

Check permissions:	Indicates if permissions should be checked for the displayed content and only the documents for which the current user has the "read" permission should be displayed.
Cache item name:	Name of the cache item. If not explicitly specified, the name is automatically created based on the control unique ID.
Cache minutes:	The number of minutes for which the content is kept in the cache until the latest version is reloaded from the database. If you specify 0, the content is not cached. If you specify -1, the site-level settings are used.
Cache dependencies:	List of the cache keys on which the cached data depend. When the cache item changes, the cache of the web part is also deleted. Each line contains one item.

No data behavior

Hide if no record found:	Indicates if content should be hidden when no record is found.
--------------------------	--

No record found text:

Text that should be displayed if no data is found.

Additional documentation text is not provided.

E-commerce > Product filter

	<p>Using this you can enable other webparts (such as Product datalist) to filter the data according to the specified parameters.</p>
---	--

Filter options

Filter name:	Name of the filter (you will fill this name to the webpart where you want the filter to be displayed).
Show public status filter:	Indicates if the Public status filter should be displayed to the user.
Show manufacturer filter:	Indicates if the Manufacturer filter should be displayed to the user.
Show paging filter:	Indicates if the Paging filter should be displayed to the user.
Show stock filter:	Indicates if the Stock filter should be displayed to the user.
Show sorting filter:	Indicates if the Sorting filter should be displayed to the user.
Paging filter options (values separated by comma):	Options for the pager (separated by comma).
Filter by query:	Indicates whether the filter parameters should be passed to the control via query string.

Partial caching (hidden)

Additional documentation text is not provided.

Events > Event calendar

November 2008						
Sun	Mon	Tue	Wed	Thu	Fri	Sat
26 No event	27 No event	28 No event	29 No event	30 No event	31 No event	1 November conference
2 No event	3 No event	4 No event	5 No event	6 No event	7 No event	8 No event

Displays in calendar scheduled events.

Content

Path: Path of the documents to be displayed.

Day field: Date field name from which is the date of event obtained.

Content filter

Document types: Types of documents that should be displayed, separated with a semicolon (;).

Combine with default culture: Indicates if default language version of the document should be displayed if the document is not translated to the current language.

Culture code: Culture version of the displayed content.

Maximum nesting level: Maximum nesting level. It specifies the number of sub-levels in the content tree that should be included in the displayed content.

ORDER BY expression: ORDER BY part of the SELECT query.

Select only published: Indicates if only published documents should be displayed.

Site name: Code name of the web site from which you want to display the content. If you leave the value empty, the content is retrieved from the current web site.

WHERE condition: If the displayed data contains multiple links to the same document, you can choose to display only one of them.

Filter name: Filter name of external filter connected to this web part.

Design

Skin ID: ID of the used skin for calendar.

Transformations

Transformation: Transformation used in the list view mode.

No event transformation: Transformation used when no event is to display.

Event detail transformation name: Transformation used to display event details.

Relationships

Main document: Document for which you want to display its related documents.

Main document is on the left side: Indicates if the given document is on the left side of the relationship.

Relationship name: Name of the relationship between documents.

System settings

Check permissions: Indicates if permissions should be checked for the displayed content and only the documents for which the current user has the "read" permission should be displayed.

Cache item name: Name of the cache item. If not explicitly specified, the name is automatically created based on the control unique ID.

Cache minutes: The number of minutes for which the content is kept in the cache until the latest version is reloaded from the database. If you specify 0, the content is not cached. If you specify -1, the site-level settings are used.

Cache dependencies: List of the cache keys on which the cached data depend. When the cache item changes, the cache of the web part is also deleted. Each line contains one item.

Additional documentation text is not provided.

Forums > Forum search box





Settings

Redirect to URL:	URL of the page where search results will be displayed. If empty, the current page is used.
Advanced search path:	Sets the path to the document where is advance forum search placed
Context search:	Indicates whether forum search should be performed in current forum context (Group/Forum/Thread).

Additional documentation text is not provided.

Forums > Forum search results

<p>View thread</p>  <p>Jenny - 10/25/2008 2:01:55 PM Frequently asked questions</p> <p>Hello again, even though our site has been launched only a few days ago, my mailbox has been asked again and again, I decided to write this short FAQ for you. Q: Who are the people at one who got the idea of creating and launching a site like this, Josh is the guy with the knowledge, it's you, our users, who create most of the content and help our site live and grow. Q: How much time and effort... A: Yeah, you're right. The site is pretty complex and you may think that the development of CMS 4.0 is the power behind. The guys in Czech Republic have done a great deal of good work and everybody is able to create such a site just as easily as we did. If you are interested, be sure to check out our site.</p> <p>View thread</p>  <p>Kelly - 10/25/2008 3:01:59 PM The Czech Republic</p> <p>Discover the Czech Republic - a small country in the very heart of Europe that has got something surprising at what a variety of places to see and things to do there is. Don't miss out on any of the sceneries. You will be amazed at how even a small European country can significantly contribute to your impressions, why not spend the evening in one of the typical Czech pubs, drinking some of the local beer.</p>	<p>Displays search results.</p>
---	---------------------------------

Settings

- | | |
|------------------|---|
| Forum layout: | Sets forum layout. |
| Groups: | Forum groups to be searched. |
| No results text: | Text that will be displayed if no search results are found. |

Extended properties

- | | |
|---------------------------|---|
| Enable picture: | Indicates if the web part should show the user image. |
| Avatar max side size: | Maximum size of avatar image in pixels. |
| Display badge info: | Indicates whether badge info should be displayed |
| Redirect to user profile: | Indicates whether username should be link to user profile if profile path is defined in site settings |

The search expression is passed to the web part through the SearchForum URL parameter - e.g.:
.../forums.aspx?SearchForum=help. The forums are automatically hidden on the given page in case this parameter is passed in the URL.

Forums > Forum unsubscription

<p>You have been unsubscribed.</p>	<p>This webpart proceed forum unsubscription instead of standard unsubscription page.</p>
---	---





Unsubscription strings

Unsubscription text: Sets the text which is displayed after successful unsubscription.

Unsuccessful unsubscription text: Sets the text which is displayed after unsuccessful unsubscription.

Additional documentation text is not provided.

Forums > Forum group

Forum	
Community forum This is a general forum for both registered and not registered site users.	
	Announcements Find out the latest news about our community here
	Community FAQ Answers to Frequently Asked Questions about our community
	General discussion General discussion without rules and limitations
	Members discussion Discussion for community members only

Displays forums in the given forum group.

Group settings

Forum layout:	Sets forum layout.
Group name:	Forum group to be displayed.

Post options

Enable favorites:	Sets the value which determines whether the user can add the posts to his favorites.
Enable signature:	Indicates whether user signature should be displayed if is defined.
Display attachment image:	Determines whether to display image previews in the list of attachments.
Attachment image maximal side size:	Determines the maximal side size of the image inserted to the post.
Redirect to user profile:	Indicates whether username should be link to user profile if profile path is defined in site settings
Thread view mode:	Sets the view mode of the posts.
Maximum nesting level:	Maximum number of displayed levels in the forum post tree hierarchy.

Post extended options

Enable avatars:	Indicates if the web part should show the user image.
Avatar max side size:	Maximum size of avatar image in pixels.
Display badge info:	Indicates whether badge info should be displayed
Allow private messaging:	Indicates whether should be displayed link to send message to post author.
Allow friendship request:	Indicates whether should be displayed link to friendship request to post author.
Enable subscription:	Allows forum visitors to subscribe for receiving automatic notifications when a new post is added to the forum or thread.
On-Site management:	Indicates if on-site management of the forum group is enabled. If disabled, management can be performed only via administration interface.

Behaviour

Hide forum to unauthorized users:	Indicates whether the forums for which the user has no permissions are visible for him in the list of forums in forum group.
Redirect unauthorized users:	Determines whether to redirect unauthorized users to logon page or wheter to display only the info message.

Logon page URL:	Determines the URL of the logon page where the unauthorized users are redirected if "Use redirect for unauthorized users" property is set to True.
Access denied page URL:	URL where the user is redirected when trying to access forum for which the user is unauthorized.

Abuse report

Who can report abuse:	Sets the security access to abuse report.
Authorized roles:	Sets the roles which can report abuse. This property has no effect if current access for abuse report is not authorized roles.

Paging

Enable thread paging:	Indicates whether paging on threads page is enabled. This option is depend on forum layout. If layout does not support paging this option has no effect.
Thread paging page size:	Sets page size on threads page is enabled. This option is depend on forum layout. If layout does not support paging this option has no effect.
Enable posts paging:	Indicates whether paging on thread page is enabled. This option is depend on forum layout. If layout does not support paging this option has no effect.
Posts page size:	Sets page size on thread page is enabled. This option is depend on forum layout. If layout does not support paging this option has no effect.

Friendly URLs

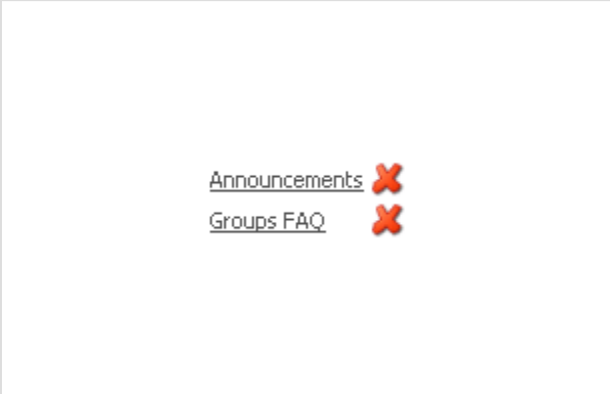
Use friendly URLs:	Indicates whether forum should generate friendly URLs.
Friendly Base URL:	Sets current document URL without extension. If Base URL isn't set current document URL is used.
URL Extension:	Sets friendly URL extension. For extension less URLs leave it blank.

Tree forum properties

Display mode:	Determines the tree display mode of forum posts.
Expand tree:	Indicates if thread tree should be expanded by default.

Additional documentation text is not provided.

Forums > Forum favorites

	Displays favorite forum items of current user.
---	--

Content

Site name:	Specifies favorites of that site.
Forum URL:	URL of a forum. Favorites from this forum will be displayed by the web part.
Allow editing:	Indicates whether editing actions should be allowed
Delete image URL:	URL to delete image.

No data behaviour

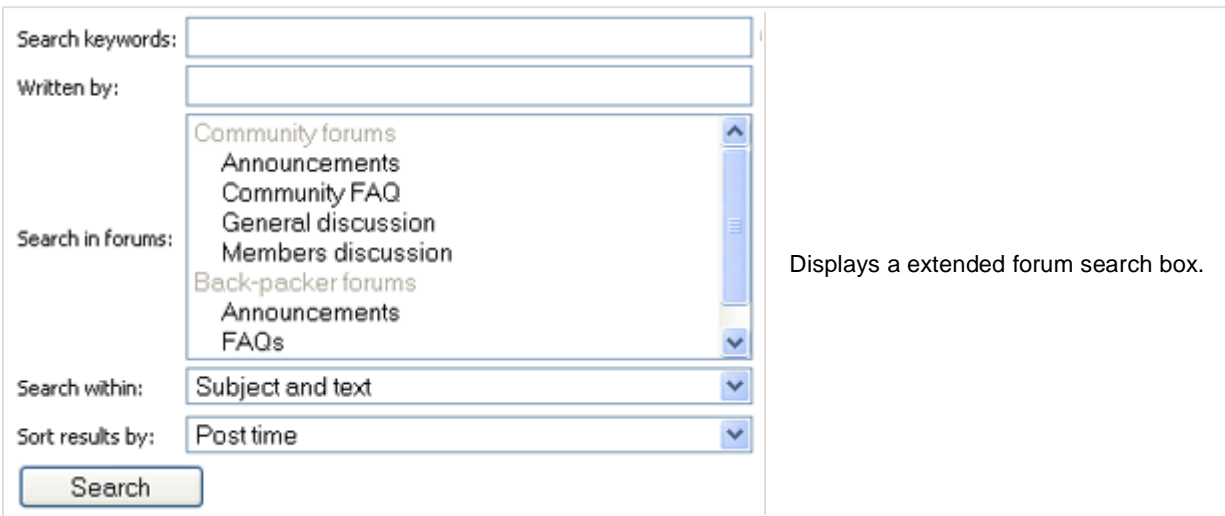
Hide control for zero rows:	Control is hidden if there are no favorites.
No favorites text:	Message which will be displayed if there are no favorites.

System settings

Cache item name:	Name of the cache item. If not explicitly specified, the name is automatically created based on the control unique ID.
Cache minutes:	The number of minutes for which the content is kept in the cache until the latest version is reloaded from the database. If you specify 0, the content is not cached. If you specify -1, the site-level settings are used.
Cache dependencies:	List of the cache keys on which the cached data depend. When the cache item changes, the cache of the web part is also deleted. Each line contains one item.

Additional documentation text is not provided.

Forums > Forum search - advanced dialog



Search keywords:

Written by:

Search in forums:

- Community forums
- Announcements
- Community FAQ
- General discussion
- Members discussion
- Back-packer forums
- Announcements
- FAQs

Search within:

Sort results by:







Displays a extended forum search box.

Settings

- | | |
|---------------------------------|---|
| Redirect to URL: | URL of the page where search results will be displayed. If empty, the current page is used. |
| Hide forum for unauthorized: | Indicates whether the forums for which the user has no permissions are visible for him in the list of forums. |
| Enable forum selection: | Sets the value that indicates whether use can select forums in which should be search performed |
| Hide search dialog for results: | Indicates whether the web part should be hidden when display search result on the same page where the dialog resides. |

Additional documentation text is not provided.

Forums > Forum (Single forum - General)

<p>Announcements Find out the latest news about our community here</p> <p>new thread subscribe to forum Community forum > Announcements</p> <table border="1"> <thead> <tr> <th>Thread</th> <th>Created by</th> </tr> </thead> <tbody> <tr> <td> Forum rules</td> <td>Jenny</td> </tr> <tr> <td> Welcome to our forum</td> <td>Jenny</td> </tr> </tbody> </table> <p style="text-align: center;">1</p>		Thread	Created by	 Forum rules	Jenny	 Welcome to our forum	Jenny	<p>Displays threads in the given forum.</p>
Thread	Created by							
 Forum rules	Jenny							
 Welcome to our forum	Jenny							

Group settings

- Forum layout: Indicates forum layout.
- Forum name: Forum group to be displayed.

Post options

- Enable favorites: Gets or sets the value which determines whether the user can add the posts to his favorites.
- Enable signature: Indicates whether user signature should be displayed if is defined.
- Display attachment image: Determines whether to display image previews in the list of attachments.
- Attachment image maximal side size: Determines the maximal side size of the image inserted to the post.
- Redirect to user profile: Indicates whether username should be link to user profile if profile path is defined in site settings
- Thread view mode: Sets the view mode of the posts.
- Maximum nesting level: Maximum number of displayed levels in the forum post tree hierarchy.

Post extended options

- Enable avatars: Indicates if the web part should show the user image.
- Avatar max side size: Maximum size of avatar image in pixels.
- Display badge info: Indicates whether badge info should be displayed
- Allow private messaging: Indicates whether should be displayed link to send message to post author.
- Allow friendship request: Indicates whether should be displayed link to friendship request to post author.
- Enable subscription: Allows forum visitors to subscribe for receiving automatic notifications when a new post is added to the forum or thread.
- On-Site management: Indicates if the forum editing on the live site is allowed.

Behaviour

- Hide forum to unauthorized users: Determines whether to redirect unauthorized users to logon page or wheter to display only the info message.
- Logon page URL: Determines the URL of the logon page where the unauthorized users are redirected if "Use redirect for unauthorized users" property is set to True.
- Access denied page URL: URL where the user is redirected when trying to access forum for which the user is unauthorized.

Abuse report

Who can report abuse:	Sets the security access to abuse report.
Authorized roles:	Sets the roles which can report abuse. This property has no effect if current access for abuse report is not authorized roles.

Paging

Enable thread paging:	Indicates whether paging on threads page is enabled. This option is depend on forum layout. If layout does not support paging this option has no effect.
Thread paging page size:	Sets page size on threads page is enabled. This option is depend on forum layout. If layout does not support paging this option has no effect.
Enable posts paging:	Indicates whether paging on thread page is enabled. This option is depend on forum layout. If layout does not support paging this option has no effect.
Posts page size:	Sets page size on thread page is enabled. This option is depend on forum layout. If layout does not support paging this option has no effect.

Friendly URLs

Use friendly URLs:	Indicates whether forum should generate friendly URLs.
Friendly Base URL:	Sets current document URL without extension. If Base URL isn't set current document URL is used.
URL Extension:	Sets friendly URL extension. For extension less URLs leave it blank.

Tree forum properties

Display mode:	Determines the tree display mode of forum posts.
Expand tree:	Indicates if thread tree should be expanded by default.

Additional documentation text is not provided.

Forums > Forum (Single forum - Tree layout)

<p>Announcements Find out the latest news about our community here new thread subscribe to forum Add forum to favorites</p> <ul style="list-style-type: none"> [-] Announcements <ul style="list-style-type: none"> [-] Welcome to our forum [-] Forum rules 	<p>Displays a specified forum in a tree view mode. This webpart is obsolete. Use Forum (Single forum - General) instead and select tree layout. In this webpart is layout selection disabled.</p>
---	---

Group settings

Forum layout:	Indicates forum layout.
Forum name:	Forum group to be displayed.

Post options

Enable favorites:	Gets or sets the value which determines whether the user can add the posts to his favorites.
Enable signature:	Indicates whether user signature should be displayed if is defined.
Display attachment image:	Determines whether to display image previews in the list of attachments.
Attachment image maximal side size:	Determines the maximal side size of the image inserted to the post.
Redirect to user profile:	Indicates whether username should be link to user profile if profile path is defined in site settings
Thread view mode:	Sets the view mode of the posts.
Maximum nesting level:	Maximum number of displayed levels in the forum post tree hierarchy.

Post extended options

Enable avatars:	Indicates if the web part should show the user image.
Avatar max side size:	Maximum size of avatar image in pixels.
Display badge info:	Indicates whether badge info should be displayed
Allow private messaging:	Indicates whether should be displayed link to send message to post author.
Allow friendship request:	Indicates whether should be displayed link to friendship request to post author.
Enable subscription:	Allows forum visitors to subscribe for receiving automatic notifications when a new post is added to the forum or thread.
On-Site management:	Indicates if the forum editing on the live site is allowed.

Behaviour

Hide forum to unauthorized users:	Determines whether to redirect unauthorized users to logon page or wheter to display only the info message.
Logon page URL:	Determines the URL of the logon page where the unauthorized users are redirected if "Use redirect for unauthorized users" property is set to True.
Access denied page URL:	URL where the user is redirected when trying to access forum for which the user is unauthorized.

Abuse report

Who can report abuse:	Sets the security access to abuse report.
Authorized roles:	Sets the roles which can report abuse. This property has no effect if current access for abuse report is not authorized roles.

Paging

Enable thread paging:	Indicates whether paging on threads page is enabled. This option is depend on forum layout. If layout does not support paging this option has no effect.
Thread paging page size:	Sets page size on threads page is enabled. This option is depend on forum layout. If layout does not support paging this option has no effect.
Enable posts paging:	Indicates whether paging on thread page is enabled. This option is depend on forum layout. If layout does not support paging this option has no effect.
Posts page size:	Sets page size on thread page is enabled. This option is depend on forum layout. If layout does not support paging this option has no effect.

Friendly URLs




Use friendly URLs:	Indicates whether forum should generate friendly URLs.
Friendly Base URL:	Sets current document URL without extension. If Base URL isn't set current document URL is used.
URL Extension:	Sets friendly URL extension. For extension less URLs leave it blank.

Tree forum properties

Display mode:	Determines the tree display mode of forum posts.
Expand tree:	Indicates if thread tree should be expanded by default.

Additional documentation text is not provided.

Forums > Forum (Single forum - Flat layout)

<p>Announcements Find out the latest news about our community here</p> <p>new thread subscribe to forum Community forum > Announcements</p> <table border="1"> <thead> <tr> <th>Thread</th> <th>Created by</th> </tr> </thead> <tbody> <tr> <td> Forum rules</td> <td>Jenny</td> </tr> <tr> <td> Welcome to our forum</td> <td>Jenny</td> </tr> </tbody> </table> <p style="text-align: center;">1</p>		Thread	Created by	 Forum rules	Jenny	 Welcome to our forum	Jenny	<p>Displays a specified forum in the threaded view mode. This webpart is obsolete. Use Forum (Single forum - General) instead and select flat layout. In this webpart is layout selection disabled.</p>
Thread	Created by							
 Forum rules	Jenny							
 Welcome to our forum	Jenny							

Group settings

- Forum layout: Indicates forum layout.
- Forum name: Forum group to be displayed.

Post options

- Enable favorites: Gets or sets the value which determines whether the user can add the posts to his favorites.
- Enable signature: Indicates whether user signature should be displayed if is defined.
- Display attachment image: Determines whether to display image previews in the list of attachments.
- Attachment image maximal side size: Determines the maximal side size of the image inserted to the post.
- Redirect to user profile: Indicates whether username should be link to user profile if profile path is defined in site settings
- Thread view mode: Sets the view mode of the posts.
- Maximum nesting level: Maximum number of displayed levels in the forum post tree hierarchy.

Post extended options

- Enable avatars: Indicates if the web part should show the user image.
- Avatar max side size: Maximum size of avatar image in pixels.
- Display badge info: Indicates whether badge info should be displayed
- Allow private messaging: Indicates whether should be displayed link to send message to post author.
- Allow friendship request: Indicates whether should be displayed link to friendship request to post author.
- Enable subscription: Allows forum visitors to subscribe for receiving automatic notifications when a new post is added to the forum or thread.
- On-Site management: Indicates if the forum editing on the live site is allowed.

Behaviour

- Hide forum to unauthorized users: Determines whether to redirect unauthorized users to logon page or wheter to display only the info message.
- Logon page URL: Determines the URL of the logon page where the unauthorized users are redirected if "Use redirect for unauthorized users" property is set to True.
- Access denied page URL: URL where the user is redirected when trying to access forum for which the user is unauthorized.

Abuse report

Who can report abuse:	Sets the security access to abuse report.
Authorized roles:	Sets the roles which can report abuse. This property has no effect if current access for abuse report is not authorized roles.

Paging

Enable thread paging:	Indicates whether paging on threads page is enabled. This option is depend on forum layout. If layout does not support paging this option has no effect.
Thread paging page size:	Sets page size on threads page is enabled. This option is depend on forum layout. If layout does not support paging this option has no effect.
Enable posts paging:	Indicates whether paging on thread page is enabled. This option is depend on forum layout. If layout does not support paging this option has no effect.
Posts page size:	Sets page size on thread page is enabled. This option is depend on forum layout. If layout does not support paging this option has no effect.

Friendly URLs

Use friendly URLs:	Indicates whether forum should generate friendly URLs.
Friendly Base URL:	Sets current document URL without extension. If Base URL isn't set current document URL is used.
URL Extension:	Sets friendly URL extension. For extension less URLs leave it blank.

Tree forum properties

Display mode:	Determines the tree display mode of forum posts.
Expand tree:	Indicates if thread tree should be expanded by default.

Additional documentation text is not provided.

Forums > Forum posts viewer

<p><u>Welcome to our forum</u></p> <p>Hi there, welcome to the community forum. My name is Jane Oakley and I am one of the founder: topics. You can discuss your recent or future destinations, ways of travelling, travelling equipmer</p> <p>Posted on 10/25/2008 11:32:51 AM</p> <p><u>Forum rules</u></p> <p>While we don't want you to be bothered by too many restrictions, there are always some golden up before asking! There might already be an answer to your question, so please use the Search f</p> <p>Posted on 10/25/2008 11:59:09 AM</p> <p><u>Frequently asked questions</u></p> <p>Hello again, even though our site has been launched only a few days ago, my mailbox has becom again, I decided to write this short FAQ for you. Q: Who are the people standing behind the site?</p> <p>Posted on 10/25/2008 2:01:55 PM</p>	<p>Displays forum posts in selected groups.</p>
---	---

Properties

Forum groups: Sets the forum groups. Latest posts are selected from these groups.

Repeater

Transformation name: Sets the transformation name

AlternatingItem Transformation Name: Transformation used in the list view mode for even items.

Separator Transformation Name: Transformation used for the separator.

Header Transformation Name: Transformation used for the header.

Footer Transformation Name: Transformation used for the footer.

Filter

Filter name: Filter name of external filter connected to this web part.

Select only approved: Indicates if only approved items should be selected.

Top N: Sets the top n pots

Order By: Sets order by condition

Site name: Code name of the web site from which you want to display the content. If you leave the value empty, the content is retrieved from the current web site.

Where condition: Sets where condition

Selected columns: Only selected columns will be displayed.

No data behaviour

Hide if no record found: Indicates if content should be hidden when no record is found.

No record found text: Text that should be displayed if no data is found.

Pager

Hide pager for single page:	Sets the value that indicates whether pager should be hidden for single page.
Page size:	Number of records per page.
Group size:	Sets the number of pages displayed for current page range.
Paging mode:	Type of paging parameter - it can be passed either through URL (Query string) or through postback (Postback).
Querystring key:	The name of the URL parameter that will contain the current page number.
Display first & last automatically:	If checked, first and last buttons of the pager will be displayed only where usable.
Display previous & next automatically:	If checked, previous and next buttons of the pager will be displayed only where usable.

Pager design

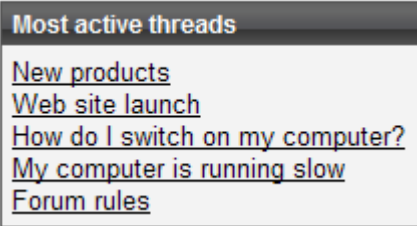
Pages:	Sets transformation for page links. Use <## Eval("Page") %> to get current page number, <## Eval("PageURL") %> to get page URL or <## Eval("PageLink") %> to get page link.
Current page:	Sets the current page transformation. Use <## Eval("Page") %> to get current page number, <## Eval("PageURL") %> to get page URL or <## Eval("PageLink") %> to get page link.
Page separator:	Sets transformation for separator of page links.
First page:	Sets transformation for link to the first page. Use <## Eval("FirstURL") %> to get link to the first page.
Last page:	Sets transformation for link to the last page. Use <## Eval("LastURL") %> to get link to the last page.
Previous page:	Sets transformation for link to the previous page. Use <## Eval("PreviousURL") %> to get link to the previous page.
Next page:	Sets transformation for link to the next page. Use <## Eval("NextURL") %> to get link to the next page.
Previous group:	Sets transformation for link to the previous group of pages. Use <## Eval("PreviousGroupURL") %> to get link to the previous group.
Next group:	Sets transformation for link to the next group of pages. Use <## Eval("NextGroupURL") %> to get link to the next group.
Pager layout:	Sets transformation for overall pager layout.

System settings

Cache item name:	Name of the cache item. If not explicitly specified, the name is automatically created based on the control unique ID.
Cache minutes:	The number of minutes for which the content is kept in the cache until the latest version is reloaded from the database. If you specify 0, the content is not cached. If you specify -1, the site-level settings are used.
Cache dependencies:	List of the cache keys on which the cached data depend. When the cache item changes, the cache of the web part is also deleted. Each line contains one item.

Additional documentation text is not provided.

Forums > Forum - Most active threads

	<p>Displays TOP N most active threads of specified forum groups.</p>
---	--

Properties

Forum groups:	Sets the forum groups. Threads are selected from these groups.
Transformation name:	Transformation used in the list view mode.
Site name:	Code name of the web site from which you want to display the content. If you leave the value empty, the content is retrieved from the current web site.
Top N:	Number of displayed threads.
Where condition:	WHERE part of the SELECT query.

No data behaviour

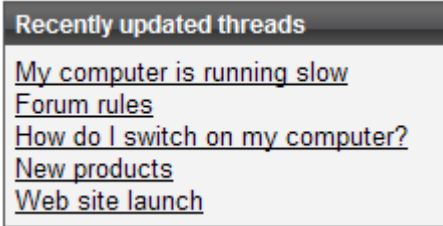
Hide if no record found:	Indicates if content should be hidden when no record is found.
No record found text:	Text that should be displayed if no data is found.

System settings

Cache item name:	Name of the cache item. If not explicitly specified, the name is automatically created based on the control unique ID.
Cache minutes:	The number of minutes for which the content is kept in the cache until the latest version is reloaded from the database. If you specify 0, the content is not cached. If you specify -1, the site-level settings are used.
Cache dependencies:	List of the cache keys on which the cached data depend. When the cache item changes, the cache of the web part is also deleted. Each line contains one item.

Additional documentation text is not provided.

Forums > Forum - Recently active threads

	Displays TOP N latest posts of specified forum groups.
---	--

Properties

Forum groups:	Sets the forum groups. Threads are selected from these groups.
Transformation name:	Transformation used in the list view mode.
Site name:	Code name of the web site from which you want to display the content. If you leave the value empty, the content is retrieved from the current web site.
Top N:	Number of displayed threads.
Where condition:	WHERE part of the SELECT query.

No data behaviour

Hide if no record found:	Indicates if content should be hidden when no record is found.
No record found text:	Text that should be displayed if no data is found.

System settings

Cache item name:	Name of the cache item. If not explicitly specified, the name is automatically created based on the control unique ID.
Cache minutes:	The number of minutes for which the content is kept in the cache until the latest version is reloaded from the database. If you specify 0, the content is not cached. If you specify -1, the site-level settings are used.
Cache dependencies:	List of the cache keys on which the cached data depend. When the cache item changes, the cache of the web part is also deleted. Each line contains one item.

Additional documentation text is not provided.

Forums > Forum - Top contributors

Top contributors	
administrator	193
public	2
gold	0

Displays TOP N most active contributors.

Properties

Transformation name:	Transformation used in the list view mode.
Top N:	Number of displayed threads.
Where condition:	WHERE part of the SELECT query.

No data behaviour

Hide if no record found:	Indicates if content should be hidden when no record is found.
No record found text:	Text that should be displayed if no data is found.

System settings

Cache item name:	Name of the cache item. If not explicitly specified, the name is automatically created based on the control unique ID.
Cache minutes:	The number of minutes for which the content is kept in the cache until the latest version is reloaded from the database. If you specify 0, the content is not cached. If you specify -1, the site-level settings are used.
Cache dependencies:	List of the cache keys on which the cached data depend. When the cache item changes, the cache of the web part is also deleted. Each line contains one item.

Additional documentation text is not provided.

Forums > Forum breadcrumbs

<p>Site forums > Technical support > My computer is running slow</p> <div data-bbox="196 479 936 595"><p>Technical support Sample forum for technical support questions.</p></div>	<p>Displays forum breadcrumbs with dependence on current forum. This web part is helpful if forum layout doesn't display breadcrumbs by default.</p>
---	--

Breadcrumbs separator:	Sets the breadcrumbs separator
Breadcrumbs prefix:	Sets the prefix which should be used before breadcrumbs items.
Use link for current item:	Indicates whether current breadcrumbs item should be generated as link.
Hide breadcrumbs on forum group page:	Indicates whether breadcrumbs should be hidden on forum group page. Breadcrumbs prefix is displayed always independently of this option.
Display forum group:	Indicates whether forum group item should be displayed in breadcrumbs
Display forum:	Indicates whether forum item should be displayed in breadcrumbs
Display forum thread:	Indicates whether forum thread item should be displayed in breadcrumbs

Friendly URLs

Use friendly URL:	Indicates whether forum breadcrumbs should generate friendly URLs.
Friendly Base URL:	Sets current document URL without extension. If Base URL isn't set current document URL is used.
URL extension:	Sets friendly URL extension. For extension less URLs leave it blank.

Additional documentation text is not provided.

Friends > Friendship management

Your friendship with Mia has been approved.	Allows to manage friendship through given GUID.
---	---

Friendship approval properties

Already approved text:	Text displayed when friendship is already approved.
Approved text:	Text displayed when friendship was successfully approved.
Rejected text:	Text displayed when friendship is being rejected.
Already rejected text:	Text displayed when friendship is already rejected.
My friends link text:	Text for My friends link.
My friends page path:	Path to the My friends page.
Send notification message:	Indicates whether to send notification message.
Send notification e-mail:	Indicates whether to send notification e-mail.

Additional documentation text is not provided.

Friends > Friends list

[Reject all selected friends](#) [Remove all selected friends](#)

Actions	<input type="checkbox"/>	User name	Full Name	Nickname	Comment	Approved
	<input type="checkbox"/>	Abi	Abigail Woodwarth	Abi		11/13/2008 1:02:10 PM
	<input type="checkbox"/>	Tessie	Iman Teshome	Tessie		11/21/2008 3:41:16 PM

Shows list of friends.

Additional documentation text is not provided.

Friends > Rejected friends

[Approve all selected friends](#) [Remove all selected friends](#)


Actions	<input type="checkbox"/>	User name	Full Name	Nickname	Comment	Rejected
<input checked="" type="checkbox"/> <input checked="" type="checkbox"/>	<input type="checkbox"/>	Kelly	Kelly Taylor	Kelly		11/13/2008 12:21:06 PM

Shows list of rejected friends.

Additional documentation text is not provided.

Friends > Friends waiting for approval

[Approve all selected friends](#) [Reject all selected friends](#)


Actions	<input type="checkbox"/>	User name	Full Name	Nickname	Comment	Requested
 	<input type="checkbox"/>	Steevie	Jack Stevenson	Steevie		11/13/2008 1:03:04 PM

Shows list of friends waiting for approval.

Additional documentation text is not provided.

Friends > My pending requests

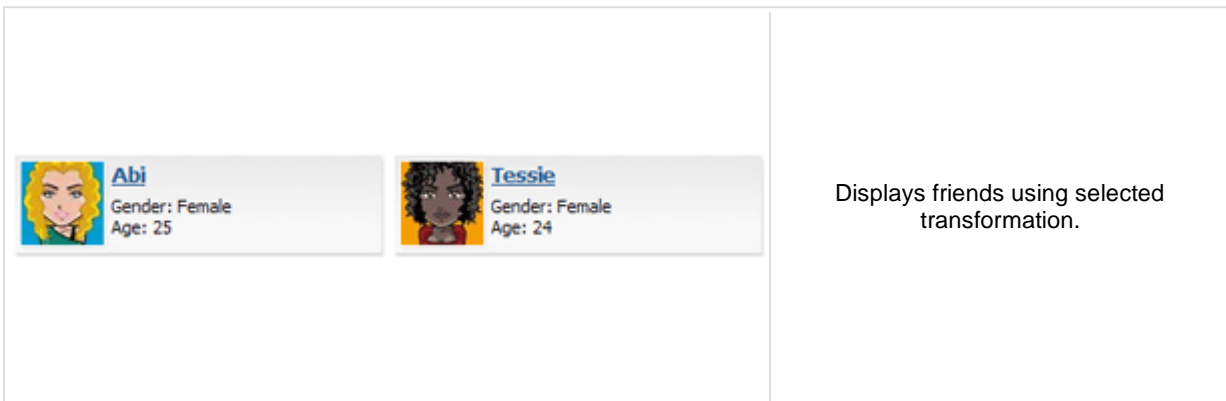
[Remove all selected friends](#)

Actions	<input type="checkbox"/>	User name	Full Name	Nickname	Comment	Status
	<input type="checkbox"/>	Pogo	Wayne Pronger	Pogo		Waiting
	<input type="checkbox"/>	Mia	Mia Lee	Mia		Rejected

Shows list of requested friends (waiting/rejected).

Additional documentation text is not provided.

Friends > Friends viewer



Repeater

- Transformation name: Transformation used in the list view mode.
- AlternatingItem transformation name: Transformation used in the list view mode for even items.
- Separator transformation name: Transformation used for the separator.
- Header transformation name: Transformation used for the header.
- Footer transformation name: Transformation used for the footer.

No data behaviour

- Hide if no record found: Indicates if content should be hidden when no record is found.
- No record found text: Text that should be displayed if no data is found.

Filter

- Username: Determines user whose friends will be shown.
- Friend status: Determines which users are being shown depending on the friendship status.
- ORDER BY condition: ORDER BY part of the SELECT query.
- Site name: Code name of the web site from which you want to display the content. If you leave the value empty, the content is retrieved from the current web site.
- WHERE condition: WHERE part of the SELECT query.
- Selected columns: Only selected columns will be displayed.

Pager

- Page size: Number of records per page.
- Paging mode: Type of paging parameter - it can be passed either through URL (Query string) or through postback (Postback).
- Querystring key: The name of the URL parameter that will contain the current page number.
- Group size: Sets the number of pages displayed for current page range.
- Display first & last automatically: If checked, first and last buttons of the pager will be displayed only where usable.

Display previous & next automatically:	If checked, previous and next buttons of the pager will be displayed only where usable.
Hide pager for single page:	Sets the value that indicates whether pager should be hidden for single page.

Pager design

Pages transformation:	Sets transformation for page links. Use <## Eval("Page") %> to get current page number, <## Eval("PageURL") %> to get page URL or <## Eval("PageLink") %> to get page link.
Current page transformation:	Sets the current page transformation. Use <## Eval("Page") %> to get current page number, <## Eval("PageURL") %> to get page URL or <## Eval("PageLink") %> to get page link.
Page separator transformation:	Sets transformation for separator of page links.
First page transformation:	Sets transformation for link to the first page. Use <## Eval("FirstURL") %> to get link to the first page.
Last page transformation:	Sets transformation for link to the last page. Use <## Eval("LastURL") %> to get link to the last page.
Previous page transformation:	Sets transformation for link to the previous page. Use <## Eval("PreviousURL") %> to get link to the previous page.
Next page transformation:	Sets transformation for link to the next page. Use <## Eval("NextURL") %> to get link to the next page.
Previous group transformation:	Sets transformation for link to the previous group of pages. Use <## Eval("PreviousGroupURL") %> to get link to the previous group.
Next group transformation:	Sets transformation for link to the next group of pages. Use <## Eval("NextGroupURL") %> to get link to the next group.
Pager layout transformation:	Sets transformation for overall pager layout.

System settings

Cache item name:	Name of the cache item. If not explicitly specified, the name is automatically created based on the control unique ID.
Cache minutes:	The number of minutes for which the content is kept in the cache until the latest version is reloaded from the database. If you specify 0, the content is not cached. If you specify -1, the site-level settings are used.
Cache dependencies:	List of the cache keys on which the cached data depend. When the cache item changes, the cache of the web part is also deleted. Each line contains one item.

Additional documentation text is not provided.

Friends > My friends

My friends
Requested friendships
Rejected friendships

[Request friendship](#)

[Reject all selected friends](#) [Remove all selected friends](#)

Actions	<input type="checkbox"/>	User name	Full Name	Nickname	Comment	Approved
	<input type="checkbox"/>	Abi	Abigail Woodwarth	Abi		11/13/2008 1:02:10 PM
	<input type="checkbox"/>	Tessie	Iman Teshome	Tessie		11/21/2008 3:41:16 PM

[Approve all selected friends](#) [Reject all selected friends](#)

Actions	<input type="checkbox"/>	User name	Full Name	Nickname	Comment	Requested
	<input type="checkbox"/>	Steevie	Jack Stevenson	Steevie		11/13/2008 1:03:04 PM

Displays information about user friends.

Design


Tabs css class: CSS class used for the tabs.

My friends properties

- Username: If you choose some user, the web part displays friends of the selected user. If blank, friends of the user in current SiteContext will be displayed.
- Display friends list: Indicates if the My friends tab should be displayed.
- Display friendships to approval: Indicates if the Friends waiting for my approval tab should be displayed.
- Display requested friendships: Indicates if the My pending requests tab should be displayed.
- Display rejected friendships: Indicates if the Rejected friends tab should be displayed.

Additional documentation text is not provided.

Friends > Request friendship

 Request friendship	
User:	<input type="text"/> <input type="button" value="Select"/> <input type="button" value="Clear"/>
Comment:	<input type="text"/>
<input checked="" type="checkbox"/> Send e-mail	
<input checked="" type="checkbox"/> Send message	
<input type="button" value="Request"/>	<input type="button" value="Cancel"/>

Allows request friends.

Request friendship properties

Link text: Caption of the link.

Additional documentation text is not provided.

Full-text search > SQL Search dialog

Search for: <input type="text" value="PDA"/> <input type="button" value="Search"/>	Displays a search dialog.
Search mode: <input type="text" value="Any Word"/>	
Search scope: <input type="text" value="All Content"/>	

Search dialog settings

Search button text:	Text displayed on the search button.
Search label text:	Text displayed on the search for label.
Search mode label text:	Text displayed for the search mode label.
Search scope label text:	Text displayed for the search scope label.
Search mode:	Default search mode - all words/any word/exact phrase.
Search scope:	Default search scope - current section specified in the Path property or the whole web site.
Show search mode:	Indicates if search mode selector should be displayed.
Show search scope:	Indicates if search scope selector should be displayed.
Skin ID:	Skin ID.

Partial caching (hidden)

CSS classes and design: the design depends only on the specified transformation and on the CSS classes used by the [.CMSSearchDialog](#), [CMSSearchResults](#) controls.

Full-text search > SQL Search results

<p>Nokia N73 Path: /Products/Cell phones/Nokia N73</p> <p>Samsung SGH E250 Path: /Products/Cell phones/Samsung SGH E250</p> <p>Cell phones Path: /Products/Cell phones</p>	<p>Displays search results.</p>
---	---------------------------------

Searched content

Path: Path of the documents to be displayed.

Search results settings

Search mode: Search mode - all words/any word/exact phrase.

Search dialog ID: You can use this property to define the ID of the search dialog that will provide the search parameters.

No results text: Text that should be displayed if no data is found.

Searched content filter

Document types: Types of documents which will be searched.

Combine with default culture: Indicates if default language version of the document should be displayed if the document is not translated to the current language.

Culture code: Culture version of the displayed content.

Maximum nesting level: Maximum nesting level. It specifies the number of sub-levels in the content tree that should be included in the displayed content.

Order by: ORDER BY part of the SELECT query.

Select only published: Indicates if only published documents should be displayed.

Site name: Code name of the web site from which you want to display the content. If you leave the value empty, the content is retrieved from the current web site.

Where condition: WHERE part of the SELECT query.

Filter name: Filter name of external filter connected to this web part.

Transformations

Search results transformation: Transformation used in the list view mode.

Paging

Enable paging: Indicates if displayed data should be paged.

Paging mode: Type of paging parameter - it can be passed either through URL (Query string) or through postback (Postback).

Navigation buttons: Indicates if the back and next buttons should be displayed.

Kentico CMS 4.1 - Web Parts Reference

Pager position:	Position of the pager - top or bottom
Page size:	Number of records per page.
Query string key:	The name of the URL parameter that will contain the current page number.
Show first and last buttons:	Indicates if First and Last buttons should be displayed.
HTML before:	HTML content before the results summary.
HTML after:	HTML content after the results summary.
Results position:	Position of the results summary text.
Numbers separator:	Separator sign for the page numbers.

System settings

Check permissions:	Indicates if permissions should be checked for the displayed content and only the documents for which the current user has the "read" permission should be displayed.
Cache item name:	Name of the cache item. If not explicitly specified, the name is automatically created based on the control unique ID.
Cache minutes:	The number of minutes for which the content is kept in the cache until the latest version is reloaded from the database. If you specify 0, the content is not cached. If you specify -1, the site-level settings are used.
Cache dependencies:	List of the cache keys on which the cached data depend. When the cache item changes, the cache of the web part is also deleted. Each line contains one item.

CSS classes and design: the design depends only on the specified transformation and on the CSS classes used by the `.CMSSearchDialog`, `CMSSearchResults` controls.

Full-text search > SQL Search dialog with results

<p>Search for: <input type="text" value="Cell"/> <input type="button" value="Search"/></p> <p>Search mode: <input type="text" value="Any Word"/></p> <p>Search scope: <input type="text" value="All Content"/></p> <p>My blog Path: /Blogs/My blog</p> <p>Nokia 6120 Path: /Blogs/My blog/August 2007/Nokia 6120</p>	<p>Complete search dialog with results.</p>
--	---

Searched content

Path: Path of the documents to be displayed.

Content filter

Document types: Types of documents which will be searched.

Combine with default culture: Indicates if default language version of the document should be displayed if the document is not translated to the current language.

Culture code: Culture version of the displayed content.

Maximum nesting level: Maximum nesting level. It specifies the number of sub-levels in the content tree that should be included in the displayed content.

Order by: ORDER BY part of the SELECT query.

Select only published: Indicates if only published documents should be displayed.

Site name: Code name of the web site from which you want to display the content. If you leave the value empty, the content is retrieved from the current web site.

Where condition: WHERE part of the SELECT query.

Transformations

Search results transformation: Transformation used in the list view mode.

Search dialog settings

Search button text: Text displayed on the search button.

Search label text: Text displayed on the search for label.

Search mode label text: Text displayed for the search mode label.

Search scope label text: Text displayed for the search scope label.

Search mode: Default search mode - all words/any word/exact phrase.

Search scope: Default search scope - current section specified in the Path property or the whole web site.

Show search mode: Indicates if search mode selector should be displayed.

Show search scope: Indicates if search scope selector should be displayed.

Skin ID:	Skin ID.
No results text:	Text that should be displayed if no data is found.

Paging

Enable paging:	Indicates if displayed data should be paged.
Paging mode:	Type of paging parameter - it can be passed either through URL (Query string) or through postback (Postback).
Navigation buttons:	You can choose to show back/next buttons.
Pager position:	Position of the pager - top or bottom
Page size:	Number of records per page.
Query string key:	The name of the URL parameter that will contain the current page number.
Show first and last buttons:	Indicates if First and Last buttons should be displayed.
HTML before:	HTML content before the search results summary.
HTML after:	HTML content after the search results summary.
Results position:	Position of the search results summary text.
Numbers separator:	Separator sign between the page numbers.

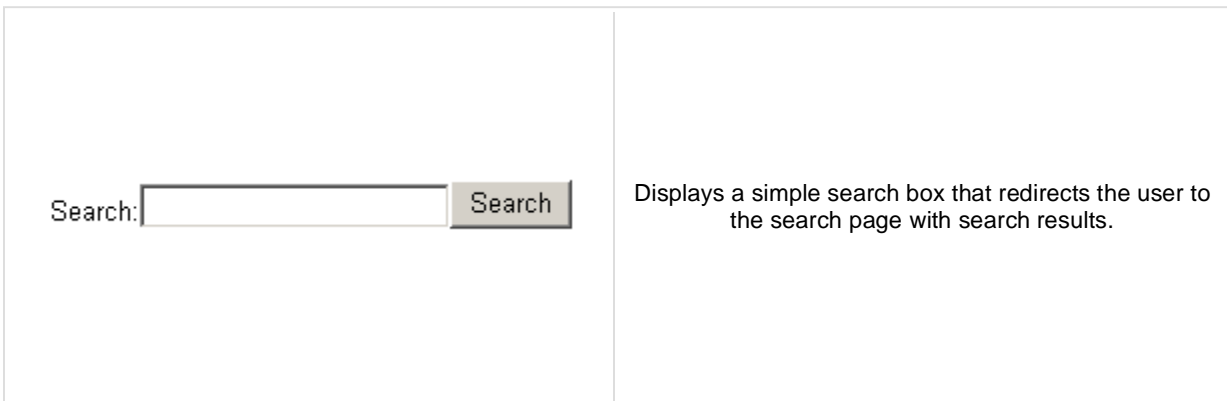
System settings

Check permissions:	Indicates if permissions should be checked for the displayed content and only the documents for which the current user has the "read" permission should be displayed.
Cache item name:	Name of the cache item. If not explicitly specified, the name is automatically created based on the control unique ID.
Cache minutes:	The number of minutes for which the content is kept in the cache until the latest version is reloaded from the database. If you specify 0, the content is not cached. If you specify -1, the site-level settings are used.
Cache dependencies:	List of the cache keys on which the cached data depend. When the cache item changes, the cache of the web part is also deleted. Each line contains one item.

Partial caching (hidden)

CSS classes and design: the design depends only on the specified transformation and on the CSS classes used by the `.CMSSearchDialog`, `CMSSearchResults` controls.

Full-text search > SQL Search box



Search box settings

Search button text:	Text displayed on the search button.
Search button CSS class:	CSS class name of the button.
Search label text:	Text displayed on the search label.
Search label CSS class:	CSS class name of the label.
Search textbox CSS class:	CSS class name of the textbox.
Search results page URL:	URL of the page the displays the search results. This page must contain either Search results or Search dialog with results web parts.
Show search label:	Indicates if the label before the search field should be displayed.
Search mode:	Default search mode - all words/any word/exact phrase.
Skin ID:	Skin ID.

Button settings

Show image button:	Indicates if the search button should be displayed as an image.
Button image url:	URL of the image used for the button.

Additional documentation text is not provided.

Full-text search > Smart search dialog


<p>Search for: <input type="text"/></p> <p>Search mode: <input type="text" value="Any word"/> ▼</p> <p><input type="button" value="Search"/></p>	<p>Displays a search dialog.</p>
--	----------------------------------

Search dialog settings

Search button text:	Text displayed on the search button.
Search label text:	Text displayed on the search for label.
Search mode label text:	Text displayed for the search mode label.
Search mode:	Sets default search mode - all words/any word/exact phrase.
Show search mode:	Indicates if search mode selector should be displayed.
Result webpart ID:	Id of the webpart which shows results. The results webpart must be on the same page. This property must be filled only if you want to use smart search filter.

Additional documentation text is not provided.

Full-text search > Smart search box

 A simple search box consisting of a text input field with the label "Search:" to its left and a button labeled "Search" to its right.	<p>Displays a simple search box that redirects the user to the search page with search results.</p>
---	---

Search box settings

Search button text:	Text displayed on the search button.
Search button CSS class:	CSS class name of the button.
Search label text:	Text displayed on the search label.
Search label CSS class:	CSS class name of the label.
Search textbox CSS class:	CSS class name of the textbox.
Search results page URL:	URL of the page the displays the search results. This page must contain either Search results or Search dialog with results web parts.
Show search label:	Indicates if the label before the search field should be displayed.
Search mode:	Sets default search mode - all words/any word/exact phrase.

Button settings

Show image button:	Indicates if the search button should be displayed as an image.
Button image url:	URL of the image used for the button.

Additional documentation text is not provided.

Full-text search > Smart search results

<p>Nokia N73 Path: /Products/Cell phones/Nokia N73</p> <p>Samsung SGH E250 Path: /Products/Cell phones/Samsung SGH E250</p> <p>Cell phones Path: /Products/Cell phones</p>	<p>Displays search results.</p>
---	---------------------------------

Search settings

Indexes:	It makes possible to choose one or more indexes for searching.
Path:	It makes possible to set path in which is searched.
Document types:	It makes possible to restrict content searching only for some document types. If it's not filled system searches in all document types.
Culture code:	Culture code of results. If it's blank then in current culture is searched. You can also use <code>##ALL##</code> macro for searching in all cultures.
Combine with default culture:	Indicates whether results in specified language are combined with results in default culture.
Check permissions:	Indicates whether search filters documents which user can't access (user doesn't have permissions to see their content).
Transformation name:	Transformation name in which should be result displayed.
Search options:	Indicates level of condition which can user fill. None: User can specify only keywords, everything in text box is escaped. Basic: User can input special chars (such as +,-,...) but cannot filter by document field name (field:value). Full: User can input complete query.
Search condition:	Sets search conditions which is joined with search condition from text box. You can use special chars (e.g. + -) and field conditions (e.g. +nodeid:255). Sets search sort. You can specify one or more document field (separated by whitespace). Search result will be sorted by them. You can input <code>##SCORE##</code> macro which means that results will be sorted by score.
Search results order:	Default direction of sorting is ascending. You can change direction to descending by DESC keyword.
No results text:	If no results are matched this text is shown.

Attachment search settings

Search in attachments:	If it's true system also searches in document's attachments. SQL search indexing must be enabled and set correctly.
WHERE condition:	Where condition for searching in document's attachments.
ORDER BY expression:	Order by expression for searching in documents's attachments.

Pager settings

Page size:	Number of records per page.
Paging mode:	Type of paging parameter - it can be passed either through URL (Query string) or through postback (Postback).
QueryString key:	The name of the URL parameter that will contain the current page number.
Group size:	Sets the number of pages displayed for current page range.

Max. pages:	Sets the max. pages which should be used. Even the pager contains more pages.
Display first & last automatically:	If checked, first and last buttons of the pager will be displayed only where usable.
Display previous & next automatically:	If checked, previous and next buttons of the pager will be displayed only where usable.
Hide pager for single page:	Sets the value that indicates whether pager should be hidden for single page.

Pager design

Pages:	Sets transformation for page links. Use <%=# Eval("Page") %> to get current page number, <%=# Eval("PageURL") %> to get page URL or <%=# Eval("PageLink") %> to get page link.
Current page:	Sets the current page transformation. Use <%=# Eval("Page") %> to get current page number, <%=# Eval("PageURL") %> to get page URL or <%=# Eval("PageLink") %> to get page link.
Page separator:	Sets transformation for separator of page links.
First page:	Sets transformation for link to the first page. Use <%=# Eval("FirstURL") %> to get link to the first page.
Last page:	Sets transformation for link to the last page. Use <%=# Eval("LastURL") %> to get link to the last page.
Previous page:	Sets transformation for link to the previous page. Use <%=# Eval("PreviousURL") %> to get link to the previous page.
Next page:	Sets transformation for link to the next page. Use <%=# Eval("NextURL") %> to get link to the next page.
Previous group:	Sets transformation for link to the previous group of pages. Use <%=# Eval("PreviousGroupURL") %> to get link to the previous group.
Next group:	Sets transformation for link to the next group of pages. Use <%=# Eval("NextGroupURL") %> to get link to the next group.
Pager layout:	Sets transformation for overall pager layout.

Additional documentation text is not provided.

Full-text search > Smart search dialog with results

<p>Search for: <input type="text"/></p> <p>Search mode: <input type="text" value="Any word"/></p> <p style="text-align: center;"><input type="button" value="Search"/></p> <p>Nokia N73 Path: /Products/Cell phones/Nokia N73</p> <p>Samsung SGH E250 Path: /Products/Cell phones/Samsung SGH E250</p> <p>Cell phones Path: /Products/Cell phones</p>	<p>Complete search dialog with results.</p>
--	---

Search dialog settings

Search button text:	Text displayed on the search button.
Search label text:	Text displayed on the search for label.
Search mode label text:	Text displayed for the search mode label.
Search mode:	Sets default search mode - all words/any word/exact phrase.
Show search mode:	Indicates if search mode selector should be displayed.

Search settings

Indexes:	It makes possible to choose one or more indexes for searching.
Path:	It makes possible to set path in which is searched.
Document types:	It makes possible to restrict content searching only for some document types. If it's not filled system searches in all document types.
Culture code:	Culture code of results. If it's blank then in current culture is searched. You can also use ##ALL## macro for searching in all cultures.
Combine with default culture:	Indicates whether results in specified language are combined with results in default culture.
Check permissions:	Indicates whether search filters documents which user can't access (user doesn't have permissions to see their content).
Transformation name:	Transformation name in which should be result displayed.
Search options:	Indicates level of condition which can user fill. None: User can specify only keywords, everything in text box is escaped. Basic: User can input special chars (such as +,-,...) but cannot filter by document field name (field:value). Full: User can input complete query.
Search condition:	Sets search conditions which is joined with search condition from text box. You can use special chars (e.g. + -) and field conditions (e.g. +nodeid:255). Sets search sort. You can specify one or more document field (separated by whitespace). Search result will be sorted by them. You can input ##SCORE## macro which means that results will be sorted by score.
Search sort:	Default direction of sorting is ascending. You can change direction to descending by DESC keyword.
No results text:	If no results are matched this text is shown.

Attachment search settings

Search in attachments:	If it's true system also searches in document's attachments. SQL search indexing must be enabled and set correctly.
WHERE condition:	Where condition for searching in document's attachments.
ORDER BY expression:	Order by expression for searching in documents's attachments.

Pager settings

Page size:	Number of records per page.
Paging mode:	Type of paging parameter - it can be passed either through URL (Query string) or through postback (Postback).
Querystring key:	The name of the URL parameter that will contain the current page number.
Group size:	Sets the number of pages displayed for current page range.
Max. pages:	Sets the max. pages which should be used. Even the pager contains more pages.
Display first & last automatically:	If checked, first and last buttons of the pager will be displayed only where usable.
Display previous & next automatically:	If checked, previous and next buttons of the pager will be displayed only where usable.
Hide pager for single page:	Sets the value that indicates whether pager should be hidden for single page.

Pager design

Pages:	Sets transformation for page links. Use <## Eval("Page") %> to get current page number, <## Eval("PageURL") %> to get page URL or <## Eval("PageLink") %> to get page link.
Current page:	Sets the current page transformation. Use <## Eval("Page") %> to get current page number, <## Eval("PageURL") %> to get page URL or <## Eval("PageLink") %> to get page link.
Page separator:	Sets transformation for separator of page links.
First page:	Sets transformation for link to the first page. Use <## Eval("FirstURL") %> to get link to the first page.
Last page:	Sets transformation for link to the last page. Use <## Eval("LastURL") %> to get link to the last page.
Previous page:	Sets transformation for link to the previous page. Use <## Eval("PreviousURL") %> to get link to the previous page.
Next page:	Sets transformation for link to the next page. Use <## Eval("NextURL") %> to get link to the next page.
Previous group:	Sets transformation for link to the previous group of pages. Use <## Eval("PreviousGroupURL") %> to get link to the previous group.
Next group:	Sets transformation for link to the next group of pages. Use <## Eval("NextGroupURL") %> to get link to the next group.
Pager layout:	Sets transformation for overall pager layout.

Additional documentation text is not provided.


Full-text search > Smart search filter

<input type="checkbox"/> Option1 <input type="checkbox"/> Option2 <input type="checkbox"/> Option3	Simple filter for smart search. Filter options can be filled manually or by SQL query.
--	--

Filter settings

Search webpart ID:	Id of dialog or dialog with results webpart. Webpart must be on the same page. This property must be filled only if you want to use smart search filter.
Filter mode:	Mode of filter - Checkboxes, radio buttons or dropdown list.
Filter layout:	Horizontal or vertical layout.
Filter auto postback:	Whether autopostback is enabled.
Values:	Values which are shown in filter. Format of every filter field is: fieldname;value;display name on each line - example: field;value;Display name. If you want to use filter for sorting second field (value) is ignored (e.g. ##SCORE##;;Score sorts results by score). If you want to have option which does not filter any result insert line where only display name is filled (e.g ;;All).
Query name:	Query name which creates filter, query must return at least three columns, format is: fieldname,value, display name.
Query WHERE condition:	WHERE condition for your query. If you want to use it you must insert ##WHERE## macro to your query. This macro will be replaced by content of this field.
Query ORDER BY clause:	ORDER BY expression for filter query. If you want to use it you must insert ##ORDERBY## macro to your query. This macro will be replaced by content of this field.
Filter clause:	Sets filter clause. Possible choices are: None - no clause is added. Must - adds to resulting filter condition(all selected conditions separated by space) query MUST mark(+) - all conditions must be fulfilled. Must not - adds to resulting filter query MUST NOT mark(-) - same behavior like MUST mark but this mark inverts meaning of conditions.
Default selected index:	Index of preselected index in filter. If you leave this field empty none field will be selected by default. If you use checkbox filter mode you can select multiple choices by separating them by semicolon.
Filter is conditional:	If is true, filter generates search where condition. If is false, filter generates search sort condition.

Full-text search > Search accelerator (for IE8)

 <p>Special WebPart</p> <p>Invisible on the live site</p>	<p>Displays a button to add the search accelerator to the Internet Explorer 8</p>
--	---

Accelerator settings

Accelerator button text:	Text of the button
Accelerator name:	Name of the accelerator for the Internet Explorer menu
Accelerator description:	Description of the accelerator for the Internet Explorer menu

Search settings

Search results page URL:	URL of the page the displays the search results. This page must contain either Search results or Search dialog with results web parts.
Search mode:	Sets default search mode - all words/any word/exact phrase.

Additional documentation text is not provided.


Full-text search > Did you mean

<p>Search for: <input type="text" value="complany logo"/></p> <p>Search mode: <input type="text" value="Any word"/></p> <p><input type="button" value="Search"/></p> <p>Did you mean: company logo</p> <p>No results were found.</p>	<p>This web part offers link with changed search terms according to spell checking.</p>
--	---

- | | |
|------------|--|
| Language: | Language code of the language which is used for detecting typing mistakes and suggesting new words. If code isn't specified, culture code of current document is used. |
| Text: | Text before suggested words. |
| Start tag: | Text to be placed before changed words in the search expression. Default is . |
| End tag: | Text to be placed after changed words in the search expression. Default is . |

Additional documentation text is not provided.

General > User control


 A screenshot of a web page for 'CompanyLogo'. The page has a navigation menu with items like Home, Services, Products, News, Partners, Company, Blog, Forums, Events, Images, and Web Examples. A search bar is visible. The main content area has a 'Company' heading and a 'User control' box. The box contains the text 'User control' and some placeholder text. The Kentico logo is at the bottom.	<p>It allows you to insert your own user control (ASCX) on the page.</p>
---	--

User control

User control virtual path: Virtual path to the user control. For example: ~/mycontrols/control1.ascx

Additional documentation text is not provided.

General > Page placeholder

	<p>The Page placeholder web part allows you to specify the part of the page where the content of sub-pages should be displayed. There can be only a single page placeholder web part on every page template.</p>
---	--

Behavior

Default page template:	Default Page Template that should be used for the Page placeholder
Check permissions:	Indicates if permissions should be checked for the displayed content and only the documents for which the current user has the "read" permission should be displayed.
Cache minutes:	The number of minutes for which the content is kept in the cache until the latest version is reloaded from the database. If you specify 0, the content is not cached. If you specify -1, the site-level settings are used.

AJAX (hidden)

Partial caching (hidden)

Additional documentation text is not provided.

General > Language selection

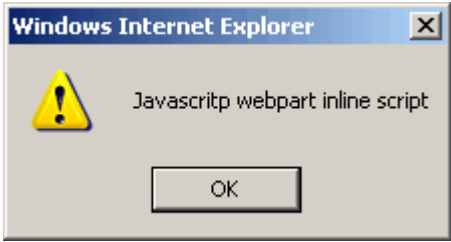
<p>Czech English German</p>	<p>The Language selection web part allows you to select content language if you're using multilingual support.</p>
---	--

Layout

- Display layout: Vertical or horizontal layout of the list of available languages.
- Hide current culture: Sets the value that indicates whether the link for current culture should be hidden.

Additional documentation text is not provided.

General > Java script

	<p>Allow user to add javascript on the page</p>
---	---

JavaScript

- In-line script: In-line script rendered into the page.
- Linked file: URL of the linked script file.

Additional documentation text is not provided.

General > Head HTML code

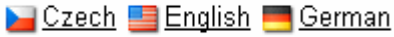
<pre><meta id="testMetaTag" webpart="HeadHTMLCode" /></pre>	Allows adding the custom HTML code to the HEAD tag of the page
---	--

Content

HTML code: Content of the HTML code

Additional documentation text is not provided.

General > Language selection with flags

	<p>The Language selection with flags web part allows you to select content language if you're using multilingual support. Flags are displayed together with the languages' names.</p>
---	---

Layout

Display layout:	Vertical or horizontal layout of the list of available languages.
Show culture names:	Indicates if the names of cultures should be showed
Separator:	Defines separator between the cultures names
Hide current culture:	Sets the value that indicates whether the link for current culture should be hidden.

Additional documentation text is not provided.

General > Date & time


10.01.08 14:09:25	Displays current date and time.
-------------------	---------------------------------

Use server time: Indicates if the server time is used

Date and time format: Example: dd.mm.yy HH:MM:ss

Mask	Description
d	Day of the month as digits; no leading zero for single-digit days.
dd	Day of the month as digits; leading zero for single-digit days.
ddd	Day of the week as a three-letter abbreviation.
dddd	Day of the week as its full name.
m	Month as digits; no leading zero for single-digit months.
mm	Month as digits; leading zero for single-digit months.
mmm	Month as a three-letter abbreviation.
mmmm	Month as its full name.
yy	Year as last two digits; leading zero for years less than 10.
yyyy	Year represented by four digits.
h	Hours; no leading zero for single-digit hours (12-hour clock).
hh	Hours; leading zero for single-digit hours (12-hour clock).
H	Hours; no leading zero for single-digit hours (24-hour clock).
HH	Hours; leading zero for single-digit hours (24-hour clock).
M	Minutes; no leading zero for single-digit minutes. Uppercase M unlike CF <code>timeFormat</code> 's m to avoid conflict with months.
MM	Minutes; leading zero for single-digit minutes. Uppercase MM unlike CF <code>timeFormat</code> 's mm to avoid conflict with months.
s	Seconds; no leading zero for single-digit seconds.
ss	Seconds; leading zero for single-digit seconds.
t	Lowercase, single-character time marker string: <i>a</i> or <i>p</i> . No equivalent in CF.
tt	Lowercase, two-character time marker string: <i>am</i> or <i>pm</i> . No equivalent in CF.
T	Uppercase, single-character time marker string: <i>A</i> or <i>P</i> . Uppercase T unlike CF's t to allow for user-specified casing.
TT	Uppercase, two-character time marker string: <i>AM</i> or <i>PM</i> . Uppercase TT unlike CF's tt to allow for user-specified casing.
Z	US timezone abbreviation, e.g. <i>EST</i> or <i>MDT</i> . With non-US timezones or in the Opera browser, the GMT/UTC offset is returned, e.g. <i>GMT-0500</i> No equivalent in CF.
o	GMT/UTC timezone offset, e.g. <i>-0500</i> or <i>+0230</i> . No equivalent in CF.
'...' or "..."	Literal character sequence. Surrounding quotes are removed. CF only supports single quotes for literal spans.

General > Powered by Kentico

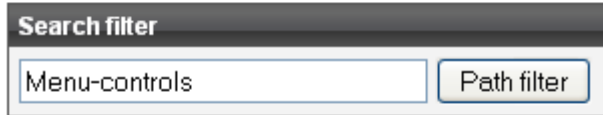
	Displays Powered by Kentico logo.
---	-----------------------------------

Content

Text: Text to be displayed.

Additional documentation text is not provided.

General > Filter



Web part used when you create your custom filter. This web part should then be placed on a page and connected to the physical .ascx file with your filter.

Filter properties

Filter name:	Name of the filter that is used in the Filter name property of the target web part.
Filter control path:	Physical path in the file system to the .ascx control with your custom filter.

Additional documentation text is not provided.

Google services > Google maps



Displays the maps obtained from google.

Content

Path: Path of the documents to be displayed.

Content filter

Document types: Types of documents that should be displayed, separated with a semicolon (;).

Combine with default culture: Indicates if default language version of the document should be displayed if the document is not translated to the current language.

Culture code: Culture version of the displayed content.

Maximum nesting level: Maximum nesting level. It specifies the number of sub-levels in the content tree that should be included in the displayed content.

ORDER BY expression: ORDER BY part of the SELECT query.

Select only published: Indicates if only published documents should be displayed.

Select top N documents: Selects top N document types from Document types field.

Site name: Code name of the web site from which you want to display the content. If you leave the value empty, the content is retrieved from the current web site.

WHERE condition: WHERE part of the SELECT query.

Filter out duplicate documents: If the displayed data contains multiple links to the same document, you can choose to display only one of them.

Transformations

Transformation: Transformation used in the list view mode.

Map properties

Google maps key: Field to enter the key generated via Google Maps API web site. You can enter either a single key without domain name or multiple keys divided by a semicolon (;) in the following format:
www.mydomain.com=keyvalueforthedomain;otherdomain.com=keyvalueforthedomain;...

Large view scale: The scale value for the large preview, e.g. when displaying multiple locations.

Detailed view scale: Scale value for the zoomed view for appropriate location.

Width: Width parameter of the map area.

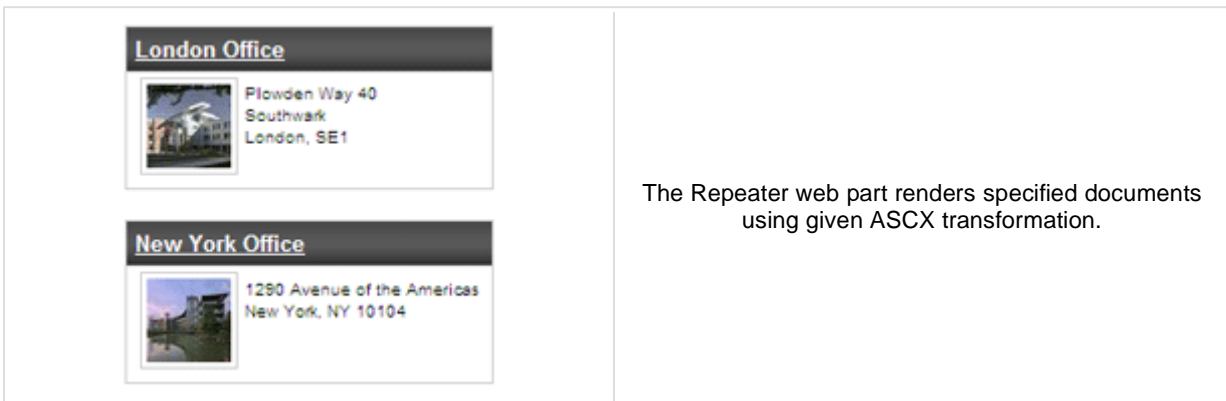
Height: Height parameter of the map area.

Kentico CMS 4.1 - Web Parts Reference

Default latitude:	Default latitude to set the middle point of large view.
Default longitude:	Default longitude to set the middle point of large view.
Latitude field:	The name of the latitude source field in the document type.
Longitude field:	The name of the longitude source field in the document type.
Tooltip field:	Text which should be displayed in the tool-tip.
Show map type selection:	Indicates if the map type control should be displayed.
Show zoom control:	Indicates if the zoom control should be displayed.
Show map overview:	Indicates if the overview control should be displayed.

Please note that you need to generate a google maps key for your domain. For more details please see [Sign Up for the Google Maps API](#).

Listings and viewers > Repeater



Content

Path:	Path of the documents to be displayed.
Data source name:	ID of data source web part that provides data displayed by this web part.

Content filter

Document types:	Types of documents that should be displayed, separated with a semicolon (;).
Combine with default culture:	Indicates if default language version of the document should be displayed if the document is not translated to the current language.
Culture code:	Culture version of the displayed content.
Maximum nesting level:	Maximum nesting level. It specifies the number of sub-levels in the content tree that should be included in the displayed content.
ORDER BY expression:	ORDER BY part of the SELECT query.
Select only published:	Indicates if only published documents should be displayed.
Select top N documents:	Selects only top N items. If blank, all items are selected.
Site name:	Code name of the web site from which you want to display the content. If you leave the value empty, the content is retrieved from the current web site.
WHERE condition:	WHERE part of the SELECT query.
Filter out duplicate documents:	If the displayed data contains multiple links to the same document, you can choose to display only one of them.
Filter name:	Filter name of external filter connected to this web part.

Transformations

Transformation:	Transformation used in the list view mode.
Alternating transformation:	Transformation used in the list view mode for even items.
Selected item transformation:	Transformation used in the detail view mode.
Item separator:	Item separator displayed between records.
Nested controls ID:	Sets the nested controls IDs. Use ';' as a separator; Example: myRepeaterID;myDataListID;myRepeaterID2. This property replaces the previously used NestedRepeaterID and NestedDataListID properties. If you are still using these properties, no changes to functionality will occur, but it is advisable to rewrite your code to use the new property instead. If you need to dynamically set properties of a nested control, you have to set its

DelayedLoading property to 'True'. Please note that this setting can cause problems with ViewState.

Paging

Enable paging:	Indicates if displayed data should be paged.
Paging mode:	Type of paging parameter - it can be passed either through URL (Query string) or through postback (Postback).
Navigation buttons:	Indicates if back/next buttons should be displayed.
Pager position:	Position of the pager - top or bottom
Page size:	Number of records per page.
Query string key:	The name of the URL parameter that will contain the current page number.
Show first and last buttons:	Indicates if First and Last buttons should be displayed.
HTML before:	HTML code before the results summary text.
HTML after:	HTML code after the results summary text.
Results position:	Position of the results summary text.
Numbers separator:	HTML code between the page numbers.

Relationships

Main document:	Document for which you want to display its related documents.
Main document is on the left side:	Indicates if the given document is on the left side of the relationship.
Relationship name:	Name of the relationship between documents.

System settings

Check permissions:	Indicates if permissions should be checked for the displayed content and only the documents for which the current user has the "read" permission should be displayed.
Cache item name:	Name of the cache item. If not explicitly specified, the name is automatically created based on the control unique ID.
Cache minutes:	The number of minutes for which the content is kept in the cache until the latest version is reloaded from the database. If you specify 0, the content is not cached. If you specify -1, the site-level settings are used.
Cache dependencies:	List of the cache keys on which the cached data depend. When the cache item changes, the cache of the web part is also deleted. Each line contains one item.

No data behavior

Hide if no record found:	Indicates if content should be hidden when no record is found.
No record found text:	Text that should be displayed if no data is found.

Editing buttons

Show New button:	Indicates if the button for adding new items should be displayed in the editing mode when viewing the page.
New button text:	New button description text.
Show Edit and Delete buttons:	Indicates if edit and delete buttons should be automatically shown for each item in the editing mode.

Please note: you can find an example of datalist/repeater nesting in [CMSRepeater](#) chapter.

Listings and viewers > Datalist

 Nokia N73 Our price: \$ 399.00 Add to shopping cart	 Samsung SGH E250 Our price: \$ 249.00 Add to shopping cart	Displays a multicolumn/multirow list of given documents or selected document using specified ASCX transformation.
--	---	---

Content

Path: Path of the documents to be displayed.

Content filter

Document types: Types of documents that should be displayed, separated with a semicolon (;).

Combine with default culture: Indicates if default language version of the document should be displayed if the document is not translated to the current language.

Culture code: Culture version of the displayed content.

Maximum nesting level: Maximum nesting level. It specifies the number of sub-levels in the content tree that should be included in the displayed content.

ORDER BY expression: ORDER BY part of the SELECT query.

Select only published: Indicates if only published documents should be displayed.

Select top N documents: Selects only top N items. If blank, all items are selected.

Site name: Code name of the web site from which you want to display the content. If you leave the value empty, the content is retrieved from the current web site.

WHERE condition: WHERE part of the SELECT query.

Filter out duplicate documents: If the displayed data contains multiple links to the same document, you can choose to display only one of them.

Filter name: Filter name of external filter connected to this web part.

Transformations

Transformation: Transformation used in the list view mode.

Alternating transformation: Transformation used in the list view mode for even items.

Selected item transformation: Transformation used in the detail view mode.

Nested controls IDs: Sets the nested controls IDs. Use ';' as a separator; Example: myRepeaterID;myDatalistID;myRepeaterID2. This property replaces the previously used NestedRepeaterID and NestedDataListID properties. If you are still using these properties, no changes to functionality will occur, but it is advisable to rewrite your code to use the new property instead. If you need to dynamically set properties of a nested control, you have to set its DelayedLoading property to 'True'. Please note that this setting can cause problems with ViewState.

Layout

Repeat columns:	Number of columns displayed on the live site.
Repeat direction:	Direction in which the items should be displayed when more than one columns are used - either vertical or horizontal.
Repeat layout:	Layout of the control - either tables or flow layout (without any predefined structure).

Paging

Enable paging:	Indicates if displayed data should be paged.
Paging mode:	Type of paging parameter - it can be passed either through URL (Query string) or through postback (Postback).
Navigation buttons:	Indicates is the back/next buttons should be displayed.
Pager position:	Position of the pager - top or bottom
Page size:	Number of records per page.
Query string key:	The name of the URL parameter that will contain the current page number.
Show first and last buttons:	Indicates if First and Last buttons should be displayed.
HTML before:	HTML content before the pager.
HTML after:	HTML content after the pager.
Results position:	Position of the results summary text.
Numbers separator:	Separator sign between the page numbers.

Relationships

Main document:	Document for which you want to display its related documents.
Main document is on the left side:	Indicates if the given document is on the left side of the relationship.
Relationship name:	Name of the relationship between documents.

System settings

Check permissions:	Indicates if permissions should be checked for the displayed content and only the documents for which the current user has the "read" permission should be displayed.
Cache item name:	Name of the cache item. If not explicitly specified, the name is automatically created based on the control unique ID.
Cache minutes:	The number of minutes for which the content is kept in the cache until the latest version is reloaded from the database. If you specify 0, the content is not cached. If you specify -1, the site-level settings are used.
Cache dependencies:	List of the cache keys on which the cached data depend. When the cache item changes, the cache of the web part is also deleted. Each line contains one item.

No data behavior

Hide if no record found:	Indicates if content should be hidden when no record is found.
No record found text:	Text that should be displayed if no data is found.

Editing buttons

Show New button:	Indicates if the button for adding new items should be displayed in the editing mode when viewing the page.
New button text:	New button description text.

Kentico CMS 4.1 - Web Parts Reference

Show edit and delete buttons: Indicates if edit and delete buttons should be automatically shown for each item in the editing mode.

You can find an example of datalist/repeater nesting in [CMSRepeater](#) chapter.

Listings and viewers > XSLT viewer

<p>Product name: Nokia N73</p> <p>Short description:</p> <p>For some moments there are no words. But when life starts moving, the photos and movies on the go. Upload instantly to Flickr. And with 3.2 m and enough space for feature-length memories, you can let your images</p> <p>Price: 399</p>	<p>Displays given document or list of documents using XSLT transformation.</p>
--	--

Content

Path: Path of the documents to be displayed.

Content filter

Document types: Types of documents that should be displayed, separated with a semicolon (;).

Combine with default culture: Indicates if default language version of the document should be displayed if the document is not translated to the current language.

Culture code: Culture version of the displayed content.

Maximum nesting level: Maximum nesting level. It specifies the number of sub-levels in the content tree that should be included in the displayed content.

ORDER BY expression: ORDER BY part of the SELECT query.

Select only published: Indicates if only published documents should be displayed.

Select top N documents: Selects only top N items. If blank, all items are selected.

Site name: Code name of the web site from which you want to display the content. If you leave the value empty, the content is retrieved from the current web site.

WHERE condition: WHERE part of the SELECT query.

Transformations

Transformation name: Transformation used in the list view mode.

Selected item transformation name: Transformation used in the detail view mode.

Relationships

Main document: Document for which you want to display its related documents.

Main document is on the left side: Indicates if the given document is on the left side of the relationship.

Relationship name: Name of the relationship between documents.

System settings

Check permissions: Indicates if permissions should be checked for the displayed content and only the documents for which the current user has the "read" permission should be displayed.

Kentico CMS 4.1 - Web Parts Reference

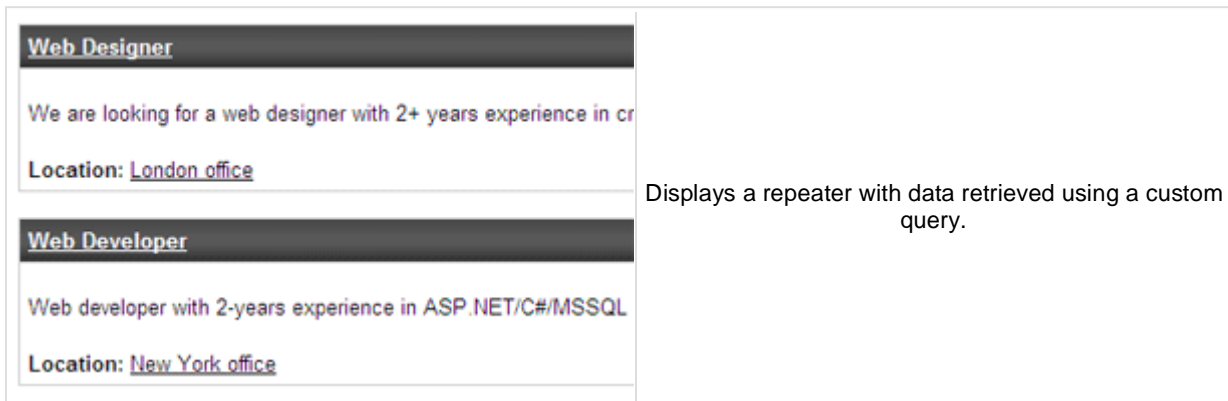
Cache item name:	Name of the cache item. If not explicitly specified, the name is automatically created based on the control unique ID.
Cache minutes:	The number of minutes for which the content is kept in the cache until the latest version is reloaded from the database. If you specify 0, the content is not cached. If you specify -1, the site-level settings are used.
Cache dependencies:	List of the cache keys on which the cached data depend. When the cache item changes, the cache of the web part is also deleted. Each line contains one item.

No data behavior

Hide if no record found:	Indicates if content should be hidden when no record is found.
No record found text:	Text that should be displayed if no data is found.

Additional documentation text is not provided.

Listings and viewers > Repeater with custom query



Content

Query name: Name of the SQL query which should be used to display items.

Content filter

ORDER BY expression: ORDER BY part of the SELECT query.

Select top N documents: Selects only top N items. If blank, all items are selected.

WHERE condition: WHERE part of the SELECT query.

Filter name: Filter name of external filter connected to this web part.

Selected columns: Only selected columns will be displayed.

Transformations

Transformation name: Transformation used in the list view mode.

Alternating transformation: Transformation used in the list view mode for even items.

Item separator: Item separator displayed between records.

Paging

Enable paging: Indicates if displayed data should be paged.

Paging mode: Type of paging parameter - it can be passed either through URL (Query string) or through postback (Postback).

Navigation buttons: Indicates if the back/next buttons should be used.

Pager position: Position of the pager - top or bottom

Page size: Number of records per page.

Query string key: The name of the URL parameter that will contain the current page number.

Show first and last buttons: Indicates if First and Last buttons should be displayed.

HTML before: HTML code before the results summary text.

HTML after: HTML code after the results summary text.

Results position: Position of the results summary text.

Numbers separator: HTML code between the page numbers.

System settings

Cache item name: Name of the cache item. If not explicitly specified, the name is automatically created based on the control unique ID.

Cache minutes: The number of minutes for which the content is kept in the cache until the latest version is reloaded from the database. If you specify 0, the content is not cached. If you specify -1, the site-level settings are used.

Cache dependencies: List of the cache keys on which the cached data depend. When the cache item changes, the cache of the web part is also deleted. Each line contains one item.

No data behavior

Hide if no record found: Indicates if content should be hidden when no record is found.


No record found text: Text that should be displayed if no data is found.

Editing buttons

Show edit and delete buttons: Indicates if edit and delete buttons should be automatically shown for each item in the editing mode.

Additional documentation text is not provided.

Listings and viewers > Datalist with custom query

	<p>Parameters:</p> <p>Battery: Li-Ion Display type: Color Resolution: 240 × 320 RAM (MB): 64 Processor (MHz): 400 Operating system: MS Windows Mobile 5</p> <p>Displaying results 1-1 (of 6)</p> <p> < < 1 - 2 - 3 - 4 - 5 - 6 > > </p>	<p>Displays a multicolumn/multi-line list with data retrieved using custom query.</p>
---	--	---

Content

Query name: Name of the SQL query which should be used.

Content filter

ORDER BY expression: ORDER BY part of the SELECT query.

Select top N documents: Selects only top N items. If blank, all items are selected.

WHERE condition: WHERE part of the SELECT query.

Filter name: Filter name of external filter connected to this web part.

Selected columns: Only selected columns will be displayed.

Transformations

Transformation: Transformation used in the list view mode.

Alternating transformation: Transformation used in the list view mode for even items.

Layout

Repeat columns: Number of columns.

Repeat direction: Direction in which the items should be displayed when more than one columns are used - either vertical or horizontal.

Repeat layout: Layout of the control - either tables or flow layout (without any predefined structure).

Paging

Enable paging: Indicates if displayed data should be paged.

Paging mode: Type of paging parameter - it can be passed either through URL (Query string) or through postback (Postback).

Navigation buttons: You can select if you want to use back/next buttons or not.

Pager position: Position of the pager - top or bottom

Page size: Number of records per page.

Query string key: The name of the URL parameter that will contain the current page number.

Kentico CMS 4.1 - Web Parts Reference

Show first and last buttons:	Indicates if First and Last buttons should be displayed.
HTML before:	HTML content before the paging summary text.
HTML after:	HTML content after the paging summary text.
Results position:	Position of the paging summary text.
Numbers separator:	Separator sign between the page numbers.

System settings

Cache item name:	Name of the cache item. If not explicitly specified, the name is automatically created based on the control unique ID.
Cache minutes:	The number of minutes for which the content is kept in the cache until the latest version is reloaded from the database. If you specify 0, the content is not cached. If you specify -1, the site-level settings are used.
Cache dependencies:	List of the cache keys on which the cached data depend. When the cache item changes, the cache of the web part is also deleted. Each line contains one item.

No data behavior

Hide if no record found:	Indicates if content should be hidden when no record is found.
No record found text:	Text that should be displayed if no data is found.

Editing buttons

Show edit and delete buttons:	Indicates if edit and delete buttons should be automatically shown for each item in the editing mode.
-------------------------------	---

Additional documentation text is not provided.

Listings and viewers > Grid

Node Name ▲	Document Name
Acer Aspire 3105WLMi	Acer Aspire 3105WLMi
Asus A639	Asus A639
Asus F3U AP059C	Asus F3U AP059C
HP iPAQ 114	HP iPAQ 114
Nokia N73	Nokia N73
Samsung SGH E250	Samsung SGH E250
< >	

Displays a grid with specified documents or selected document detail using ASCX transformations.

Content

Path: Path of the documents to be displayed.

Content filter

Document types: Types of documents that should be displayed, separated with a semicolon (;).

Combine with default culture: Indicates if default language version of the document should be displayed if the document is not translated to the current language.

Culture code: Culture version of the displayed content.

Maximum nesting level: Maximum nesting level. It specifies the number of sub-levels in the content tree that should be included in the displayed content.

ORDER BY expression: ORDER BY part of the SELECT query.

Select only published: Indicates if only published documents should be displayed.

Select top N documents: Selects only top N items. If blank, all items are selected.

Site name: Code name of the web site from which you want to display the content. If you leave the value empty, the content is retrieved from the current web site.

WHERE condition: WHERE part of the SELECT query.

Filter out duplicate documents: If the displayed data contains multiple links to the same document, you can choose to display only one of them.

Filter name: Filter name of external filter connected to this web part.

Design

Displayed columns: Allows you to select and configure the displayed columns.

Show header: Indicates if header should be shown.

Tool tip: Tool tip displayed when the table is mouse-overed.

Skin ID: Skin ID.

Transformations

Selected item transformation: Transformation used in the detail view mode.

Paging

Enable paging:	Indicates if displayed data should be paged.
Page size:	Number of records per page.
Pager style:	You can choose between Previous/Next buttons and page numbers.

Sorting

Enable sorting:	Indicates if sorting should be used.
Sort ascending:	Indicates if the default sorting should be ascending.
Default sort field:	Name of the field that will be used for sorting by default.
Set first page after change sorting:	Indicates if after sorting change should be displayed first page or current page.

Relationships

Main document:	Document for which you want to display its related documents.
Main document is on the left side:	Indicates if the given document is on the left side of the relationship.
Relationship name:	Name of the relationship between documents.

System settings

Check permissions:	Indicates if permissions should be checked for the displayed content and only the documents for which the current user has the "read" permission should be displayed.
Cache item name:	Name of the cache item. If not explicitly specified, the name is automatically created based on the control unique ID.
Cache minutes:	The number of minutes for which the content is kept in the cache until the latest version is reloaded from the database. If you specify 0, the content is not cached. If you specify -1, the site-level settings are used.
Cache dependencies:	List of the cache keys on which the cached data depend. When the cache item changes, the cache of the web part is also deleted. Each line contains one item.

No data behavior

Hide if no record found:	Indicates if content should be hidden when no record is found.
No record found text:	Text that should be displayed if no data is found.

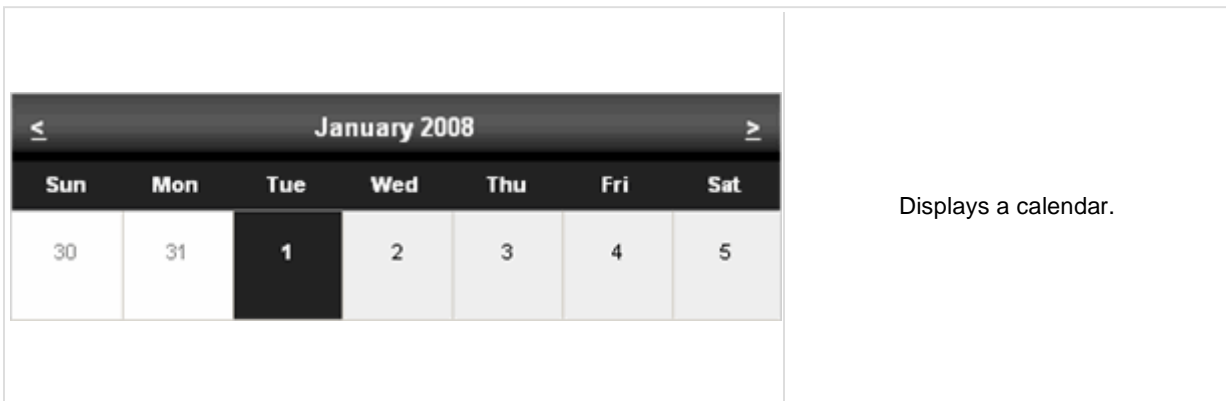
New button

Show New button:	Indicates if the button for adding new items should be displayed in the editing mode when viewing the page.
New button text:	New button description text.

The design of the grid can be customized using skins. Here's an example:

```
<c1:CMSDataGrid Runat="server">
  <HeaderStyle Font-Bold="True" ForeColor="White" BackColor="orange"></HeaderStyle>
  <FooterStyle ForeColor="Black" BackColor="#CCCCCC"></FooterStyle>
  <ItemStyle ForeColor="Black" BackColor="#EEEEEE"></ItemStyle>
  <AlternatingItemStyle BackColor="#DCDCDC"></AlternatingItemStyle>
  <PagerStyle HorizontalAlign="Center" ForeColor="Black" BackColor="#999999"
Mode="NumericPages" />
</c1:CMSDataGrid>
```

Listings and viewers > Calendar



Content

- Path:** Path of the documents to be displayed.
- Day field:** Date field name from which is the date of event obtained.

Content filter

- Document types:** Types of documents that should be displayed, separated with a semicolon (;).
- Combine with default culture:** Indicates if default language version of the document should be displayed if the document is not translated to the current language.
- Culture code:** Culture version of the displayed content.
- Maximum nesting level:** Maximum nesting level. It specifies the number of sub-levels in the content tree that should be included in the displayed content.
- ORDER BY expression:** ORDER BY part of the SELECT query.
- Select only published:** Indicates if only published documents should be displayed.
- Site name:** Code name of the web site from which you want to display the content. If you leave the value empty, the content is retrieved from the current web site.
- WHERE condition:** WHERE part of the SELECT query.
- Filter name:** Filter name of external filter connected to this web part.

Design

- Skin ID:** Skin ID.
- Hide default day number:** Indicates whether the day number is displayed or cell is full filled by the transformation. Current day is available in the "__day" (<%# Eval("__day") %>) column.
- Display only single day item:** Indicates whether the only one item is displayed in the day.

Transformations

- Transformation:** Transformation used in the list view mode.
- No event transformation:** Transformation used when no event is found.

Relationships

Main document:	Document for which you want to display its related documents.
Main document is on the left side:	Indicates if the given document is on the left side of the relationship.
Relationship name:	Name of the relationship between documents.

System settings

Check permissions:	Indicates if permissions should be checked for the displayed content and only the documents for which the current user has the "read" permission should be displayed.
Cache item name:	Name of the cache item. If not explicitly specified, the name is automatically created based on the control unique ID.
Cache minutes:	The number of minutes for which the content is kept in the cache until the latest version is reloaded from the database. If you specify 0, the content is not cached. If you specify -1, the site-level settings are used.
Cache dependencies:	List of the cache keys on which the cached data depend. When the cache item changes, the cache of the web part is also deleted. Each line contains one item.

You can find more details on available formatting settings in the documentation of the standard ASP.NET Calendar control.

Listings and viewers > Grid with custom query

Cellphone ID ▲	Cellphone Display Type	Cellphone Name
1	262k colors	Nokia N73
2	65k colors	Samsung SGH E250
3	262k colors	Nokia N73
4	65k colors	Samsung SGH E250
9	262k colors	Nokia N73
10	65k colors	Samsung SGH E250

Displays a grid with data retrieved using custom query.

Content

Query name: Name of the SQL query which should be used.

Content filter

ORDER BY expression: ORDER BY part of the SELECT query.

Select top N documents: Selects only top N items. If blank, all items are selected.

WHERE condition: WHERE part of the SELECT query.

Filter name: Filter name of external filter connected to this web part.

Selected columns: Only selected columns will be displayed.

Design

Displayed columns: Allows you to select and configure the displayed columns.

Show header: Indicates if header should be shown.

Show footer: Indicates if footer should be shown.

Tool tip: Tool tip displayed when the table is mouse-overed.

Skin ID: Skin ID.

Paging

Enable paging: Indicates if displayed data should be paged.

Page size: Number of records per page.

Pager style: You can choose between Previous/Next buttons and page numbers.

Sorting

Enable sorting: Indicates if sorting should be used.

Default sort field: Name of the field that will be used for sorting by default.

Sort ascending: Indicates if the default sorting should be ascending.

Set first page after chage sorting: Indicates if after sorting change should be displayed first page or current page.

System settings

Cache item name: Name of the cache item. If not explicitly specified, the name is automatically created based on the control unique ID.

Cache minutes: The number of minutes for which the content is kept in the cache until the latest version is reloaded from the database. If you specify 0, the content is not cached. If you specify -1, the site-level settings are used.

Cache dependencies: List of the cache keys on which the cached data depend. When the cache item changes, the cache of the web part is also deleted. Each line contains one item.

No data behavior

Hide if no record found: Indicates if content should be hidden when no record is found.

No record found text: Text that should be displayed if no data is found.

Additional documentation text is not provided.

Listings and viewers > Image gallery



Content

Path: Path of the documents to be displayed.

Content filter

Combine with default culture: Indicates if default language version of the document should be displayed if the document is not translated to the current language.

Culture code: Culture version of the displayed content.

Maximum nesting level: Maximum nesting level. It specifies the number of sub-levels in the content tree that should be included in the displayed content.

ORDER BY expression: ORDER BY part of the SELECT query.

Select only published: Indicates if only published documents should be displayed.

Site name: Code name of the web site from which you want to display the content. If you leave the value empty, the content is retrieved from the current web site.

WHERE condition: WHERE part of the SELECT query.

Transformations

Detail transformation: The name of the transformation used to display the detail view.

Thumbnail transformation: The name of the transformation used to display a single image in the thumbnail view.

Layout

Columns: Number of columns in the thumbnail view.

Rows per page: Number of rows in the thumbnail view.

Paging

Paging mode: Type of paging parameter - it can be passed either through URL (Query string) or through postback (Postback).

Query string key: The name of the URL parameter that will contain the current page number.

Show first and last buttons: Indicates if First and Last buttons should be displayed.

Show buttons on top: Indicates if the buttons should be displayed on top.

Relationships

Main document:	Document for which you want to display its related documents.
Related node is on the left side:	Indicates if the given document is on the left side of the relationship.
Relationship name:	Name of the relationship between documents.

System settings


Check permissions:	Indicates if permissions should be checked for the displayed content and only the documents for which the current user has the "read" permission should be displayed.
Cache item name:	Name of the cache item. If not explicitly specified, the name is automatically created based on the control unique ID.
Cache minutes:	The number of minutes for which the content is kept in the cache until the latest version is reloaded from the database. If you specify 0, the content is not cached. If you specify -1, the site-level settings are used.
Cache dependencies:	List of the cache keys on which the cached data depend. When the cache item changes, the cache of the web part is also deleted. Each line contains one item.

No data behavior

Hide if no record found:	Indicates if content should be hidden when no record is found.
No record found text:	Text that should be displayed if no data is found.

Additional documentation text is not provided.

Listings and viewers > Attachments



Misc

Show Add attachment button: Indicates if the "Add attachment" button should be displayed.

Transformations

Transformation: Transformation used in the list view mode.

No data behavior

Hide if no record found: Indicates if content should be hidden when no record is found.

No record found text: Text that should be displayed if no data is found.

Additional documentation text is not provided.

Listings and viewers > Related documents

<p>Nokia N73 HP iPAQ 114 Asus F3U AP059C Nokia N73 Asus F3U AP059C HP iPAQ 114</p>	<p>Displays the list of links to documents that are related to the currently displayed document.</p>
--	--

Transformations

Transformation name: Transformation used in the list view mode.

Relationships

Current document is on the left side: Indicates if the given document is on the left side of the relationship.

Relationship name: Name of the relationship between documents.

Content filter

ORDER BY expression: ORDER BY part of the SELECT query.

Select only published: Indicates if only published documents should be displayed.

WHERE condition: WHERE part of the SELECT query.

No data behavior

Hide if no record found: Indicates if content should be hidden when no record is found.

No record found text: Text that should be displayed if no data is found.

Additional documentation text is not provided.

Listings and viewers > Document pager

	<p>Displays single item from data, pager control is used to view other items.</p>
---	---

Content

Path: Path of the documents to be displayed.

Content filter

Document types: Types of documents that should be displayed, separated with a semicolon (;).

Culture code: Culture version of the displayed content.

Site name: Code name of the web site from which you want to display the content. If you leave the value empty, the content is retrieved from the current web site.

Transformations

Transformation: Transformation used in the list view mode.

Paging

Pager position: Position of the pager - top or bottom

Previous button text: Custom text for Previous button.

Next button text: Custom text for Next button.

Selected page class name: CSS class used for the selected page numbers.

Unselected page class name: CSS class used for the unselected page numbers.

Selected next class name: CSS class used for the selected Next button.

Unselected next class name: CSS class used for the unselected Next button.

Selected previous class name: CSS class used for the selected Previous button.

Unselected previous class name: CSS class used for the unselected Previous button/

Page separator: HTML code inserted between page numbers.

Security

Check permissions: Indicates if permissions should be checked for the displayed content and only the documents for which the current user has the "read" permission should be displayed.

System settings

Cache item name:	Name of the cache item. If not explicitly specified, the name is automatically created based on the control unique ID.
Cache minutes:	The number of minutes for which the content is kept in the cache until the latest version is reloaded from the database. If you specify 0, the content is not cached. If you specify -1, the site-level settings are used.
Cache dependencies:	List of the cache keys on which the cached data depend. When the cache item changes, the cache of the web part is also deleted. Each line contains one item.

This web part can be used for displaying long text split into several articles or displaying a "Take a tour" wizards.

Listings and viewers > Random document

<div style="border: 1px solid black; padding: 5px; margin-bottom: 10px;"> <p><u>Your second news</u></p> <p>1/15/2008</p> <p>Here you can enter the summary of the news item. You can use WYSIWYG editor to format the text, insert links and images. The summary will be used in</p> </div>	<p>The Random document web part selects a random documents from given location and displays them using specified transformation.</p>
---	--

Content

Path: Path of the documents to be displayed.

Content filter

Document type: Types of documents that should be displayed, separated with a semicolon (;).

Combine with default culture: Indicates if default language version of the document should be displayed if the document is not translated to the current language.

Culture code: Culture version of the displayed content.

Maximum nesting level: Maximum nesting level. It specifies the number of sub-levels in the content tree that should be included in the displayed content.

Order by: ORDER BY part of the SELECT query.

Select only published: Indicates if only published documents should be displayed.

Random N: Number of random documents to be displayed.

Site name: Code name of the web site from which you want to display the content. If you leave the value empty, the content is retrieved from the current web site.

WHERE condition: WHERE part of the SELECT query.

Transformations

Transformation name: Transformation used in the list view mode.

No data behaviour

Hide if no record found: Indicates whether control should be hidden if no data found

No record found text: Text that should be displayed if no data is found.

Cache

Cache item name: Name of the cache item. If not explicitly specified, the name is automatically created based on the control unique ID.

Cache minutes: The number of minutes for which the content is kept in the cache until the latest version is reloaded from the database. If you specify 0, the content is not cached. If you specify -1, the site-level settings are used.

Cache dependencies: List of the cache keys on which the cached data depend. When the cache item changes, the cache of the web part is also deleted. Each line contains one item.

You need to define the set of documents from which you want to choose the random document by setting the Path property to e.g. **/Products/** and setting the Document type property e.g. to **cms.product**. The document will be displayed using the transformation specified in the Transformation name value - e.g. **cms.product.preview**.

Listings and viewers > Lightbox



Displays image gallery using Lightbox flash layout and functionality.

Content

Path: Path of the documents to be displayed.

Content filter

Document types: Types of documents that should be displayed, separated with a semicolon (;).

Combine with default culture: Indicates if default language version of the document should be displayed if the document is not translated to the current language.

Culture code: Culture version of the displayed content.

Maximum nesting level: Maximum nesting level. It specifies the number of sub-levels in the content tree that should be included in the displayed content.

ORDER BY expression: ORDER BY part of the SELECT query.

Select only published: Indicates if only published documents should be displayed.

Select top N documents: Selects only top N items. If blank, all items are selected.

Site name: Code name of the web site from which you want to display the content. If you leave the value empty, the content is retrieved from the current web site.

WHERE condition: WHERE part of the SELECT query.

Filter out duplicate documents: If the displayed data contains multiple links to the same document, you can choose to display only one of them.

Transformations

Transformation: Transformation used in the list view mode.

Alternating transformation: Transformation used in the list view mode for even items.

Selected item transformation: Transformation used in the detail view mode.

Item separator: Item separator displayed between records.

Nested controls ID: Sets the nested controls IDs. Use ';' as a separator; Example: myRepeaterID;myDatalistID;myRepeaterID2. This property replaces the previously used NestedRepeaterID and NestedDataListID properties. If you are still using these properties, no changes to functionality will occur, but it is advisable to rewrite your code to use the new property instead. If you need to dynamically set properties of a nested control, you have to set its DelayedLoading property to 'True'. Please note that this setting can cause problems with ViewState.

Paging

Enable paging:	Indicates if displayed data should be paged.
Paging mode:	Type of paging parameter - it can be passed either through URL (Query string) or through postback (Postback).
Pager position:	Position of the pager - top or bottom
Page size:	Number of records per page.
Query string key:	The name of the URL parameter that will contain the current page number.
Show first and last buttons:	Indicates if First and Last buttons should be displayed.

Relationships

Main document:	Document for which you want to display its related documents.
Main document is on the left side:	Indicates if the given document is on the left side of the relationship.
Relationship name:	Name of the relationship between documents.

System settings

Check permissions:	Indicates if permissions should be checked for the displayed content and only the documents for which the current user has the "read" permission should be displayed.
Cache item name:	Name of the cache item. If not explicitly specified, the name is automatically created based on the control unique ID.
Cache minutes:	The number of minutes for which the content is kept in the cache until the latest version is reloaded from the database. If you specify 0, the content is not cached. If you specify -1, the site-level settings are used.
Cache dependencies:	List of the cache keys on which the cached data depend. When the cache item changes, the cache of the web part is also deleted. Each line contains one item.

No data behavior

Hide if no record found:	Indicates if content should be hidden when no record is found.
No record found text:	Text that should be displayed if no data is found.

LightBox Configuration

Allways visible navigation buttons:	Indicates whether the navigation buttons are always visible, not only on mouse over.
Frame width:	Width of lightbox frame.
Frame height:	Height of lightbox frame.
Path to external CSS file:	URL path to the external CSS file needed by Lightbox.
Overlay opacity:	Transparency of the background (0 - transparent, 1 - dark).
Animate:	Indicates if the animation should be enabled or not.
Load delay:	Load delay time (in milliseconds). If you are using automatic resizing, this value indicates how long will be lightbox wait for taking element size. If you have problem with displaying of lightbox content, try use upper value.
Resize speed:	You can choose the speed of the resizing images from 1 (slowest) to 10 (fastest).
Border size:	Size of the image border.
Loading image:	Image displayed during lightbox loading.
Close button image:	Close button image.


Previous button image: Previous button image.

Next button image: Next button image.

When writing a custom transformation for the Lightbox web part, it is necessary to use the 'rel' and 'rev' parameters as highlighted in the transformation code below. The 'title' parameter is used to determine the description of the image displayed in the lightbox.

```
<a href="<# GetDocumentUrl() %>" rel="lightbox[group]" rev="<# Eval  
("NodeAliasPath") %>" title="<# Eval("FileDescription") %>">?maxsize=150" alt="<# Eval("FileName") %  
>" /></a>
```

Listings and viewers > Scrolling text

	<p>Displays scrolling content of documents specified in the content filter.</p>
---	---

Content

Path: Path of the documents to be displayed.

Content filter

Document types: Types of documents that should be displayed, separated with a semicolon (;).

Combine with default culture: Indicates if default language version of the document should be displayed if the document is not translated to the current language.

Culture code: Culture version of the displayed content.

Maximum nesting level: Maximum nesting level. It specifies the number of sub-levels in the content tree that should be included in the displayed content.

ORDER BY expression: ORDER BY part of the SELECT query.

Select only published: Indicates if only published documents should be displayed.

Select top N documents: Selects only top N items. If blank, all items are selected.

Site name: Code name of the web site from which you want to display the content. If you leave the value empty, the content is retrieved from the current web site.

WHERE condition: WHERE part of the SELECT query.

Filter out duplicate documents: If the displayed data contains multiple links to the same document, you can choose to display only one of them.

Transformations

Transformation: Transformation used in the list view mode.

Alternating transformation: Transformation used in the list view mode for even items.

Item separator: Item separator displayed between records.

Nested controls ID: Sets the nested controls IDs. Use ';' as a separator; Example: myRepeaterID;myDatalistID;myRepeaterID2. This property replaces the previously used NestedRepeaterID and NestedDataListID properties. If you are still using these properties, no changes to functionality will occur, but it is advisable to rewrite your code to use the new property instead. If you need to dynamically set properties of a nested control, you have to set its DelayedLoading property to 'True'. Please note that this setting can cause problems with ViewState.

Relationships

Main document:	Document for which you want to display its related documents.
Main document is on the left side:	Indicates if the given document is on the left side of the relationship.
Relationship name:	Name of the relationship between documents.

System settings

Check permissions:	Indicates if permissions should be checked for the displayed content and only the documents for which the current user has the "read" permission should be displayed.
Cache item name:	Name of the cache item. If not explicitly specified, the name is automatically created based on the control unique ID.
Cache minutes:	The number of minutes for which the content is kept in the cache until the latest version is reloaded from the database. If you specify 0, the content is not cached. If you specify -1, the site-level settings are used.
Cache dependencies:	List of the cache keys on which the cached data depend. When the cache item changes, the cache of the web part is also deleted. Each line contains one item.

No data behavior

Hide if no record found:	Indicates if content should be hidden when no record is found.
No record found text:	Text that should be displayed if no data is found.

Div options

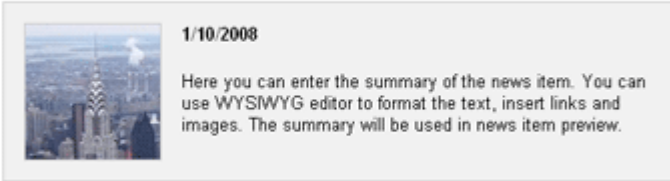
Width (px):	Width of the scrolling text area.
Height (px):	Height of the scrolling text area.
Style:	Style assigned to the DIV tag of the area.

JavaScript options

Scroll move time (milliseconds):	Time in milliseconds for text scrolling.
Script stop time (milliseconds):	Time in milliseconds for which should be the text stopped.
Direction:	Scrolling direction.
Stop on mouse over:	If checked, scrolling stops when the user mouse-overs the web part.

Please note: you can find an example of datalist/repeater nesting in [CMSRepeater](#) chapter.

Listings and viewers > Content slider

<p>Your first news</p> 	<p>Displays slideshow made out of page content, which is specified in the content filter, so that user can select a specific content to see.</p>
---	--

Content

Path: Path of the documents to be displayed.

Content filter

Document types: Types of documents that should be displayed, separated with a semicolon (;).

Combine with default culture: Indicates if default language version of the document should be displayed if the document is not translated to the current language.

Culture code: Culture version of the displayed content.

Maximum nesting level: Maximum nesting level. It specifies the number of sub-levels in the content tree that should be included in the displayed content.

ORDER BY expression: ORDER BY part of the SELECT query.

Select only published: Indicates if only published documents should be displayed.

Select top N documents: Selects only top N items. If blank, all items are selected.

Site name: Code name of the web site from which you want to display the content. If you leave the value empty, the content is retrieved from the current web site.

WHERE condition: WHERE part of the SELECT query.

Filter out duplicate documents: If the displayed data contains multiple links to the same document, you can choose to display only one of them.

Transformations

Transformation: Transformation used in the list view mode.

Alternating transformation: Transformation used in the list view mode for even items.

Item separator: Item separator displayed between records.

Nested controls ID: Sets the nested controls IDs. Use ';' as a separator; Example: myRepeaterID;myDatalistID;myRepeaterID2. This property replaces the previously used NestedRepeaterID and NestedDataListID properties. If you are still using these properties, no changes to functionality will occur, but it is advisable to rewrite your code to use the new property instead. If you need to dynamically set properties of a nested control, you have to set its DelayedLoading property to 'True'. Please note that this setting can cause problems with ViewState.

Relationships

Main document:	Document for which you want to display its related documents.
Main document is on the left side:	Indicates if the given document is on the left side of the relationship.
Relationship name:	Name of the relationship between documents.

System settings

Check permissions:	Indicates if permissions should be checked for the displayed content and only the documents for which the current user has the "read" permission should be displayed.
Cache item name:	Name of the cache item. If not explicitly specified, the name is automatically created based on the control unique ID.
Cache minutes:	The number of minutes for which the content is kept in the cache until the latest version is reloaded from the database. If you specify 0, the content is not cached. If you specify -1, the site-level settings are used.
Cache dependencies:	List of the cache keys on which the cached data depend. When the cache item changes, the cache of the web part is also deleted. Each line contains one item.

No data behavior

Hide if no record found:	Indicates if content should be hidden when no record is found.
No record found text:	Text that should be displayed if no data is found.

Div options

Width (px):	Width of the scrolling text area.
Height (px):	Height of the scrolling text area.
Style:	Style assigned to the DIV tag of the area.

JavaScript options

FadeIn time (milliseconds):	Time in milliseconds for fade in.
FadeOut time (milliseconds):	Time in milliseconds for fade out.
Break time (milliseconds):	Time in milliseconds for which the content is shown.
Auto start:	If true the content is played from the beginning.

Please note: you can find an example of datalist/repeater nesting in [CMSRepeater](#) chapter.

Listings and viewers > Send to friend

<p>Send to friend</p> <p><input type="text"/> <input type="button" value="Send"/></p> <p>Your message (click here):</p> <div style="border: 1px solid #ccc; height: 60px;"></div>	<p>Send document by email.</p>
--	--------------------------------

Content

Path: Path of the documents to be displayed.

Content filter

Document types: Types of documents that should be displayed, separated with a semicolon (;).

Combine with default culture: Indicates if default language version of the document should be displayed if the document is not translated to the current language.

Culture code: Culture version of the displayed content.

Maximum nesting level: Maximum nesting level. It specifies the number of sub-levels in the content tree that should be included in the displayed content.

ORDER BY expression: ORDER BY part of the SELECT query.

Select only published: Indicates if only published documents should be displayed.

Select top N documents: Selects only top N items. If blank, all items are selected.

Site name: Code name of the web site from which you want to display the content. If you leave the value empty, the content is retrieved from the current web site.

WHERE condition: WHERE part of the SELECT query.

Filter out duplicate documents: If the displayed data contains multiple links to the same document, you can choose to display only one of them.

Transformations

Transformation: Transformation used in the list view mode.

Email

Header text: Header of the webpart


Email template: Email template

Email subject: Email subject.

Email from: Email address stated in the 'From' field of the mail.

Additional documentation text is not provided.

Listings and viewers > Basic repeater

	<p>The Basic Repeater web part renders specified documents using given ASCX transformation. This web part must be used together with some data source web part.</p>
---	---

Content

Data source name: ID of data source web part that provides data displayed by this web part.

Transformations

Transformation name: Transformation used in the list view mode.

Alternating transformation name: Transformation used in the list view mode for even items.

Item separator transformation name: Transformation used for the separator.

Header transformation name: Transformation used for the header.

Footer transformation name: Transformation used for the footer.

Selected item transformation: Transformation used in the detail view mode.

Selected item header transformation: Sets the header transformation for selected item

Selected item footer transformation: Sets the footer transformation for selected item

No data behavior

Hide if no record found: Indicates if content should be hidden when no record is found.

No record found text: Text that should be displayed if no data is found.

Note: Selected transformations work only with Documents datasource.

Listings and viewers > Basic datalist

 <p>Nokia N73</p> <p>Our price: \$ 399.00</p> <p> Add to shopping cart</p>	 <p>Samsung SGH E250</p> <p>Our price: \$ 249.00</p> <p> Add to shopping cart</p>	<p>The Basic Datalist web part displays a multicolumn/multirow list of given documents or selected document using specified ASCX transformation. This web part must be used together with some data source web part.</p>
--	---	--

Content

Data source name: ID of data source web part that provides data displayed by this web part.

Transformations

Transformation name: Transformation used in the list view mode.

Alternating transformation name: Transformation used in the list view mode for even items.

Item separator transformation name: Transformation used for the separator.

Header transformation name: Transformation used for the header.

Footer transformation name: Transformation used for the footer.

Selected item transformation name: The transformation for the selected item in the datalist.

Selected item header transformation: Sets the header transformation for selected item

Selected item footer transformation: Sets the footer transformation for selected item

Layout

Repeat columns: Number of columns displayed on the live site.

Repeat direction: Direction in which the items should be displayed when more than one columns are used - either vertical or horizontal.

Repeat layout: Layout of the control - either tables or flow layout (without any predefined structure).


No data behavior

Hide if no record found: Indicates if content should be hidden when no record is found.

No record found text: Text that should be displayed if no data is found.

Note: Selected transformations work only with Documents datasource.

Listings and viewers > Universal pager

	<p>Universal pager that can be connected to a web part displaying data (typically Basic datalist, Basic repeater, ...) and placed anywhere on the page, independently of the repeater.</p>
---	--

Pager properties

Target control name:	Gets or sets the ID of webpart which should be paged.
Page size:	Sets the number of records to display on a page.
Paging mode:	Indicates whether pager use querystring parameter or postback.
Querystring key:	Sets querystring parameter.
Group size:	Sets the number of pages displayed for current page range.
Display first & last automatically:	If checked, first and last buttons of the pager will be displayed only where usable.
Display previous & next automatically:	If checked, previous and next buttons of the pager will be displayed only where usable.
Hide pager for single page:	Sets the value that indicates whether pager should be hidden for single page

Design

Pages transformation:	Sets transformation for page links. Use <%=# Eval("Page") %> to get current page number, <%=# Eval("PageURL") %> to get page URL or <%=# Eval("PageLink") %> to get page link.
Current page transformation:	Sets the current page transformation. Use <%=# Eval("Page") %> to get current page number, <%=# Eval("PageURL") %> to get page URL or <%=# Eval("PageLink") %> to get page link.
Page separator transformation:	Sets transformation for separator of page links.
First page transformation:	Sets transformation for link to the first page. Use <%=# Eval("FirstURL") %> to get link to the first page.
Last page transformation:	Sets transformation for link to the last page. Use <%=# Eval("LastURL") %> to get link to the last page.
Previous page transformation:	Sets transformation for link to the previous page. Use <%=# Eval("PreviousURL") %> to get link to the previous page.
Next page transformation:	Sets transformation for link to the next page. Use <%=# Eval("NextURL") %> to get link to the next page.
Previous group transformation:	Sets transformation for link to the previous group of pages. Use <%=# Eval("PreviousGroupURL") %> to get link to the previous group.
Next group transformation:	Sets transformation for link to the next group of pages. Use <%=# Eval("NextGroupURL") %> to get link to the next group.

Layout

Pager layout transformation:	Sets transformation for overall pager layout.
------------------------------	---

Additional documentation text is not provided.

Listings and viewers > Page views

<p>Page views: 16</p>	<p>Simple web part displaying number of views of the page on that it is placed.</p>
-----------------------	---

Misc

Message text: Text to be displayed. The {0} macro is used for page views count.

Statistics type: Interval for that the page views will be calculated.

Additional documentation text is not provided.

Listings and viewers > Universal document viewer

<p>Impressions of Graz</p> <p>Impressions of Graz PJ wanted to see Graz so badly that we even got off the car that could have taken us all the way to Vienna. She got all excited about the most ordinary things such as toms in the streets and flowers in windows, with her feet barely touching the sidewalk. I finally got a glimpse of what was going on when she started talking about that book she had finished reading two weeks ago and whose story was set in Graz.</p> <p>Posted to by Abigail Woodworth on 6/18/2008 1:48:26 PM with 0 comments</p> <hr/> <p>Friendly Slovenia</p> <p>Friendly Slovenia After a while, we're getting farther away from the coast. From Trieste, the old lady gave us a ride. She realized soon that she liked us so much that we had to meet her family. And you can't say NO to an old lady who gives you a ride. Meeting her family was great. We weren't apparently the first hitchhikers invited into this family in its history. Therefore, everybody knew what to do. We had a great lunch and only because our busy schedule we had to refuse to spend a night there and we set off to Ljubljana.</p> <p>Posted to by Abigail Woodworth on 6/15/2008 1:47:36 PM with 0 comments</p> <hr/> <p>Traffic in Trieste</p> <p>Traffic in Trieste They say Trieste is one charming city. We barely had a time to notice it, though, because we were really busy taking care of not being run over by the insane Italian drivers.</p> <p>Posted to by Abigail Woodworth on 6/11/2008 1:45:30 PM with 0 comments</p>	<p>Displays given document or list of documents using ASCX or XSLT transformation.</p>
--	--

Content

Path: Path of the documents to be displayed.

Repeater

Transformation name: Sets the transformation name

AlternatingItem Transformation Name (only ASCX): Transformation used in the list view mode for even items.

Selected item transformation (only ASCX): Transformation used in the detail view mode.

Content filter

Document types: Types of documents that should be displayed, separated with a semicolon (;).

Combine with default culture: Indicates if default language version of the document should be displayed if the document is not translated to the current language.

Culture code: Culture version of the displayed content.

Maximum nesting level: Maximum nesting level. It specifies the number of sub-levels in the content tree that should be included in the displayed content.

Order By: Sets order by condition

Select only published: documentation.webpartproperties.selectonlypublished

Top N: Sets the top n pots

Site name: Code name of the web site from which you want to display the content. If you leave the value empty, the content is retrieved from the current web site.

Where condition: Sets where condition

Selected columns: Only selected columns will be displayed.

Filter name: Filter name of external filter connected to this web part.

No data behaviour

Hide if no record found: Indicates if content should be hidden when no record is found.

No record found text: Text that should be displayed if no data is found.

Paging

Enable paging: Indicates if displayed data should be paged.

Paging mode: Type of paging parameter - it can be passed either through URL (Query string) or through postback (Postback).

Navigation buttons: Indicates if back/next buttons should be displayed.

Pager position: Position of the pager - top or bottom

Page size: Number of records per page.

Query string key: The name of the URL parameter that will contain the current page number.

Show first and last buttons: Indicates if First and Last buttons should be displayed.

HTML before: HTML code before the results summary text.

HTML after: HTML code after the results summary text.

Results position: Position of the results summary text.

Numbers separator: HTML code between the page numbers.

Relationships

Main document: Document for which you want to display its related documents.

Main document is on the left side: Indicates if the given document is on the left side of the relationship.

Relationship name: Name of the relationship between documents.

System settings

Check permissions: Indicates if permissions should be checked for the displayed content and only the documents for which the current user has the "read" permission should be displayed.

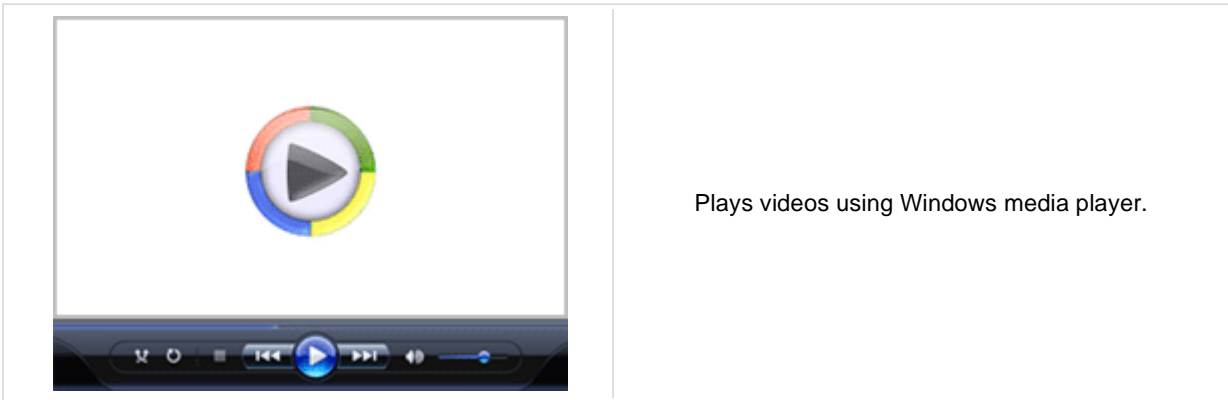
Cache item name: Name of the cache item. If not explicitly specified, the name is automatically created based on the control unique ID.

Cache minutes: The number of minutes for which the content is kept in the cache until the latest version is reloaded from the database. If you specify 0, the content is not cached. If you specify -1, the site-level settings are used.

Cache dependencies: List of the cache keys on which the cached data depend. When the cache item changes, the cache of the web part is also deleted. Each line contains one item.

Additional documentation text is not provided.

Media > WMP video



Video properties

Video URL:	URL of the video file.
Width (px):	Width of the video screen.
Height (px):	Height of the video screen.
Autostart:	Indicates if the video should be played automatically after the page load or not.
Show controls:	Indicates if the controls (play, pause, etc.) should be displayed.
Loop:	Indicates if the video should loop.
Automatically activate the object:	Indicates if the object should be automatically activated. The 'Click to activate' message is not shown.

Additional documentation text is not provided.

Media > Flash



The Flash web part provides the ability of inserting flash.

Flash Properties

Flash URL:	URL of the flash file.
Width (px):	Width of the flash file area.
Height (px):	Height of the flash file area.
Quality:	Select the quality of the streamed flash.
Scale:	You can choose in which scale should be the flash displayed.
Auto start play:	Indicates if the flash should be played automatically after page load or not.
Loop:	Indicates if the flash should repeat playing.
Automatically activate the object:	Indicates if the object should be automatically activated. The 'Click to activate' message is not shown.

Additional documentation text is not provided.

Media > Quick time



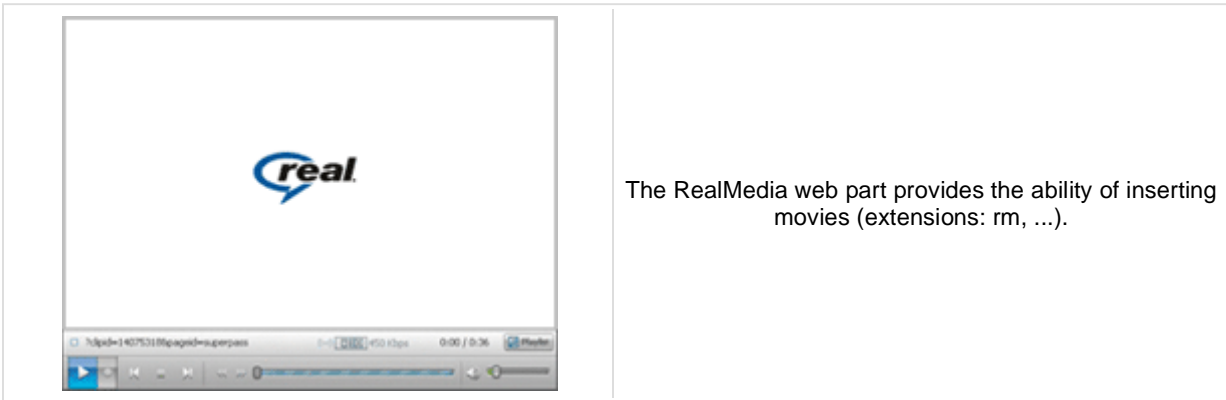
The QuickTime web part provides the ability of inserting movies (extensions: mov, mp4, mpg).

Video properties

Video URL:	URL of the video file.
Width (px):	Width of the video screen.
Height (px):	Height of the video screen.
Autostart:	Indicates if the video should be played automatically after the page load or not.
Show controls:	Indicates if the controls (play, pause, etc.) should be displayed.
Loop:	Indicates if the video should loop.
Automatically activate the object:	Indicates if the object should be automatically activated. The 'Click to activate' message is not shown.

Additional documentation text is not provided.

Media > Real media

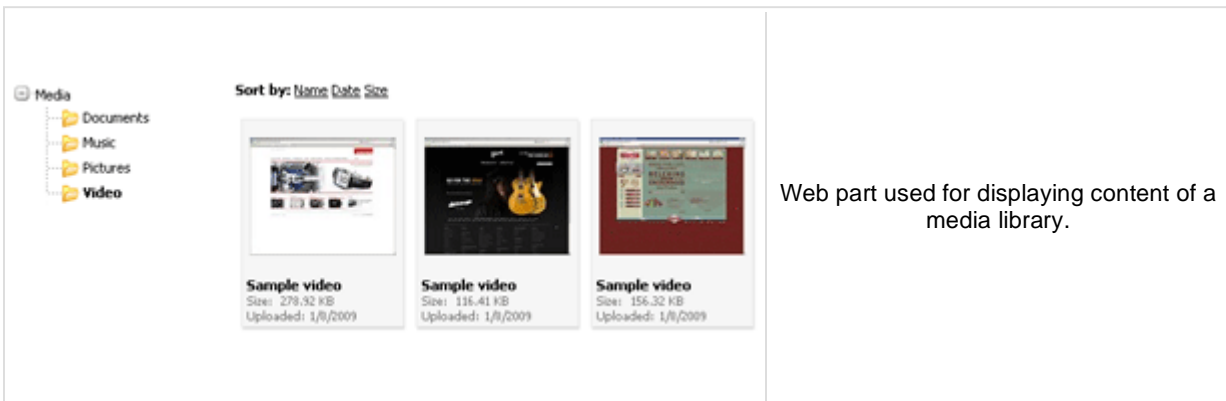


Video properties

Video URL:	URL of the video file.
Width (px):	Width of the video screen.
Height (px):	Height of the video screen.
Autostart:	Indicates if the video should be played automatically after the page load or not.
Show controls:	Indicates if the controls (play, pause, etc.) should be displayed.
Height of the control panel:	Height of the control panel.
Loop:	Indicates if the video should loop.
Automatically activate the object:	Indicates if the object should be automatically activated. The 'Click to activate' message is not shown.

Additional documentation text is not provided.

Media library > Media gallery



Content

Media library:	Media library that content should be displayed.
Path:	Path to folder within media library which will be used as root folder in folder tree.
Show subfolders content:	Indicates if subfolders content should be displayed.
Display file count:	Indicates if file count in directory should be displayed in folder tree.
Display active content:	Indicates if active content (video, flash etc.) should be displayed.
Preview suffix:	Preview suffix for identify file preview.
Icon set name:	Name of icon set used for file preview.
Hide folder tree:	Indicates if folder tree should be displayed.
Use secure links:	Indicates whether the links should point to the secure page. Permissions for displaying the media file are then checked if required by library settings.

Upload settings

Allow upload:	Indicates if file upload form should be displayed.
Allow upload preview:	Indicates if preview file upload should be displayed in upload form.

Content transformations

Transformation name:	Transformation used in the list view mode.
Selected item transformation:	Transformation used in the detail view mode.
Item separator transformation:	Transformation used for the separator.
Header transformation:	Transformation used for the header.
Footer transformation:	Transformation used for the footer.

Filter settings

Filter method:	Indicates whether pager uses querystring parameter or postback.
Sort direction querystring key:	Name of sort by query parameter.
File id querystring key:	Name of file id query parameter.

Folder path querystring key: Name of path query paramter.

Content filter

Select top N files: Selects only top N files. If blank, all files are selected.

Pager

Page size: Number of records per page.

Querystring key: The name of the URL parameter that will contain the current page number.

Group size: Sets the number of pages displayed for current page range.

Display first & last automatically: If checked, first and last buttons of the pager will be displayed only where usable.

Display previous & next automatically: If checked, previous and next buttons of the pager will be displayed only where usable.

Hide pager for single page: Sets the value that indicates whether pager should be hidden for single page.

Pager design

Pages: Sets transformation for page links. Use <%=# Eval("Page") %> to get current page number, <%=# Eval("PageURL") %> to get page URL or <%=# Eval("PageLink") %> to get page link.

CurrentPage: Sets the current page transformation. Use <%=# Eval("Page") %> to get current page number, <%=# Eval("PageURL") %> to get page URL or <%=# Eval("PageLink") %> to get page link.

Page separator: Sets transformation for separator of page links.

First page: Sets transformation for link to the first page. Use <%=# Eval("FirstURL") %> to get link to the first page.

Last page: Sets transformation for link to the last page. Use <%=# Eval("LastURL") %> to get link to the last page.

Previous page: Sets transformation for link to the previous page. Use <%=# Eval("PreviousURL") %> to get link to the previous page.

Next page: Sets transformation for link to the next page. Use <%=# Eval("NextURL") %> to get link to the next page.

Previous group: Sets transformation for link to the previous group of pages. Use <%=# Eval("PreviousGroupURL") %> to get link to the previous group.

Next group: Sets transformation for link to the next group of pages. Use <%=# Eval("NextGroupURL") %> to get link to the next group.

Pager layout: Sets transformation for overall pager layout.

No data behavior

Hide if no record found: Indicates if content should be hidden when no record is found.

No record found text: Text that should be displayed if no data is found.

Additional documentation text is not provided.

Media library > Media file uploader

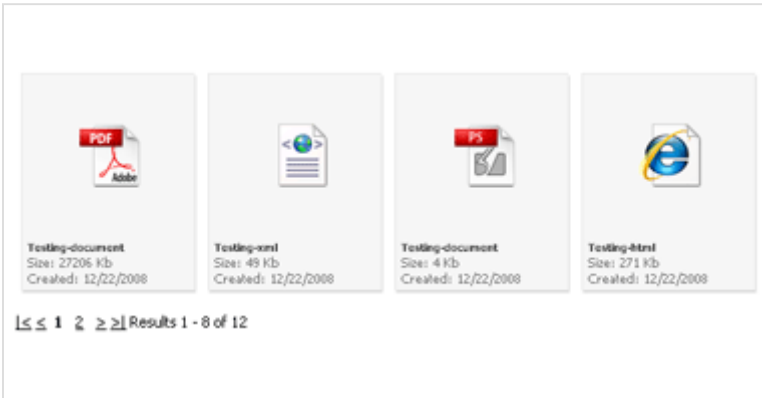


The screenshot shows a webpart interface for uploading files. It features a light gray header bar with two rows of controls. The first row has a label 'File:', an empty text input field, a 'Browse...' button, and an 'Upload' button. The second row has a label 'Preview:', another empty text input field, and a 'Browse...' button. To the right of these controls, within the same header bar, is the text: 'Using this webpart you can upload files to the specified media library.'

- | | |
|------------------------|---|
| Library name: | Name of the media library where the files should be uploaded. |
| Destination path: | Destination path within the media library. |
| Enable upload preview: | Indicates if file preview uploader should be displayed. |
| Preview suffix: | Preview suffix for identification of preview file. |

Additional documentation text is not provided.

Media library > Media gallery - file list



Displaye files in the selected folder in a media library and allows playing or opening the files.

Content


Media library:	Content of this media library will be displayed by the web part.
Data source name:	ID of data source web part that provides data displayed by this web part.
Display active content:	Indicates if active content (video, flash etc.) should be displayed.
File id querystring key:	Sets querystring parameter for file id value.
Preview suffix:	Preview suffix for identify file preview.
Icon set name:	Name of icon set used for file preview.

Content transformations

Transformation name:	Transformation used in the list view mode.
Selected item transformation:	Transformation used in the detail view mode.
Item separator transformation name:	Transformation used for the separator.
Header transformation name:	Transformation used for the header.
Footer transformation name:	Transformation used for the footer.

Additional documentation text is not provided.

Media library > Media gallery - folder tree

 <pre>Media ├── Documents ├── Movies ├── Music └── Pictures</pre>	<p>Displays folder tree structure of the media library and enables user to browse it.</p>
--	---

Content

Media library:	Content of this media library will be displayed by the web part.
Path:	Content stored under this path within the media library will be displayed.
Display file count:	Indicates if file count in directory should be displayed in folder tree.
Filter method:	Indicates whether pager uses querystring parameter or postback.
Folder path querystring key:	Sets querystring parameter for folder path.
File ID querystring key:	Sets querystring parameter for file id value.
Filter:	Filter name of external filter connected to this web part.

Additional documentation text is not provided.

Media library > Media gallery - file filter

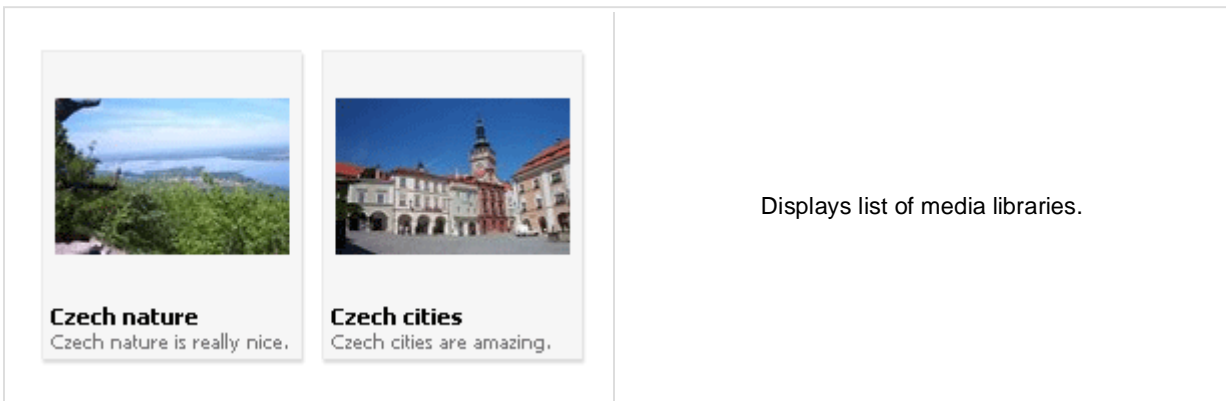
<p>Sort by: name date size</p>	<p>Enables sorting files in media gallery.</p>
---	--

Content

Filter method:	Indicates whether pager uses querystring parameter or postback.
Sort direction querystring key:	Sets querystring parameter for sort direction.
File ID querystring key:	Sets querystring parameter for file id value.

Additional documentation text is not provided.

Media library > Media libraries viewer



Repeater

Transformation Name:	Transformation used in the list view mode.
AlternatingItem Transformation Name:	Transformation used in the list view mode for even items.
Separator Transformation Name:	Transformation used for the separator.
Header Transformation Name:	Transformation used for the header.
Footer Transformation Name:	Transformation used for the footer.

No data behaviour

Hide if no record found:	Indicates if content should be hidden when no record is found.
No record found text:	Text that should be displayed if no data is found.

Filter

Show group libraries:	Indicates if group libraries should be included.
ORDER BY condition:	ORDER BY part of the SELECT query.
Select Top N members:	Selects only top N items. If blank, all items are selected.
Site name:	Code name of the web site from which you want to display the content. If you leave the value empty, the content is retrieved from the current web site.
WHERE condition:	WHERE part of the SELECT query.
Selected columns:	Only selected columns will be displayed.

Pager

Page size:	Number of records per page.
Paging mode:	Type of paging parameter - it can be passed either through URL (Query string) or through postback (Postback).
Querystring key:	The name of the URL parameter that will contain the current page number.
Group size:	Sets the number of pages displayed for current page range.
Display first & last automatically:	If checked, first and last buttons of the pager will be displayed only where usable.

Display previous & next automatically:	If checked, previous and next buttons of the pager will be displayed only where usable.
Hide pager for single page:	Sets the value that indicates whether pager should be hidden for single page.

Pager design

Pages:	Sets transformation for page links. Use <## Eval("Page") %> to get current page number, <## Eval("PageURL") %> to get page URL or <## Eval("PageLink") %> to get page link.
CurrentPage:	Sets the current page transformation. Use <## Eval("Page") %> to get current page number, <## Eval("PageURL") %> to get page URL or <## Eval("PageLink") %> to get page link.
Page separator:	Sets transformation for separator of page links.
First page:	Sets transformation for link to the first page. Use <## Eval("FirstURL") %> to get link to the first page.
Last page:	Sets transformation for link to the last page. Use <## Eval("LastURL") %> to get link to the last page.
Previous page:	Sets transformation for link to the previous page. Use <## Eval("PreviousURL") %> to get link to the previous page.
Next page:	Sets transformation for link to the next page. Use <## Eval("NextURL") %> to get link to the next page.
Previous group:	Sets transformation for link to the previous group of pages. Use <## Eval("PreviousGroupURL") %> to get link to the previous group.
Next group:	Sets transformation for link to the next group of pages. Use <## Eval("NextGroupURL") %> to get link to the next group.
Pager layout:	Sets transformation for overall pager layout.

System settings

Cache item name:	Name of the cache item. If not explicitly specified, the name is automatically created based on the control unique ID.
Cache minutes:	The number of minutes for which the content is kept in the cache until the latest version is reloaded from the database. If you specify 0, the content is not cached. If you specify -1, the site-level settings are used.
Cache dependencies:	List of the cache keys on which the cached data depend. When the cache item changes, the cache of the web part is also deleted. Each line contains one item.

Additional documentation text is not provided.

Membership > Current user

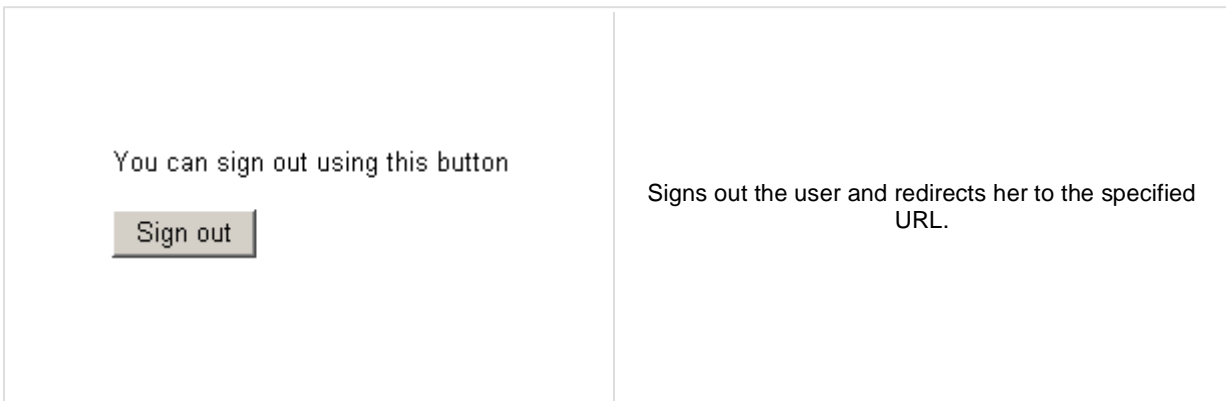
Current user: Global Administrator (administrator)	Displays the user name and full name of the current user.
--	---

Display settings

Show only when authenticated:	Indicates that this text should be displayed only for authenticated (non-public) user.
Show label text:	Indicates if user's label text should be shown.
Show user full name:	Indicates if user's full name should be shown.
Show user name:	Indicates if user's name should be shown.
Authenticated link URL:	Url of the link for authenticated user.
Public link URL:	Url of the link for public user.
Label text:	Displayed text of the label.
Label CSS class:	CSS class used for the label text.
User text CSS class:	CSS class used for the user name text.

Additional documentation text is not provided.

Membership > Sign out button



Sign out button settings

Show as link:	If true the sign out button is shown as a link.
Button text for sign out:	Caption of the Sing Out button.
Redirect to URL:	URL of the page where the user should be redirected after she signs out. For example: ~/home.aspx
Show only when authenticated:	Indicates if the sign out button should be displayed only when the user is authenticated.
Skin ID:	Defines the ID of the skin

Sign in button settings

Button text for sign in:	Caption of the Sing In button.
Sign in page path:	Path of the page where the user should be redirected to sign in.
Return page path:	Path of the page where the user is redirected after logon.

Additional documentation text is not provided.

Membership > Logon form

<p>User name: <input type="text"/></p> <p>Password: <input type="password"/></p> <p><input type="checkbox"/> Remember me</p> <p><input type="button" value="Log on"/></p> <p>Forgotten password</p> <p>Your user name or e-mail: <input type="text"/></p> <p><input type="button" value="Send password"/></p>	<p>Form to login to the secured website area.</p>
---	---

Logon form settings

Default target URL:	URL of the page where the user should be redirected if no redirection URL is passed through the returnUrl querystring parameter. For example: ~/clientportal.aspx
Skin ID:	Defines the ID of the skin
Logon failure text:	Text displayed to the user if the authentication fails. For example: Wrong password.
Allow forgotten password retrieval:	Indicates if the forgotten password can be retrieved by e-mail.
Send email from:	The e-mail address from which the password will be sent. For Example: mymail@gmail.com

Additional documentation text is not provided.

Membership > Registration form

<p>First name: <input type="text"/></p> <p>Last name: <input type="text"/></p> <p>E-mail: <input type="text"/></p> <p>Password: <input type="password"/></p> <p>Password confirmation: <input type="password"/></p> <p style="text-align: center;"><input type="button" value="Register"/></p>	<p>This form allows the visitor to register as a user to the site.</p>
--	--

Registration form settings

Assign user to roles:	List of role code names the user should be assigned to, separated with a semicolon (;). For example: CMSPublicUsers;CMSEditor
Assign to sites:	If you enter some site here, users will be automatically assigned to the site after registration.
Redirect to URL:	URL of the page where the user should be redirected after she successfully registers in. For example: ~/clientportal.aspx
Display captcha image:	Indicates whether the captcha image should be displayed.
Starting alias path:	Alias path where user is redirected to after successful login.

Extended settings

Enable user after registration:	Indicates if the user account is enabled immediately after the registration. You can turn this option off if you want the registered user to be approved by the administrator.
Send welcome e-mail:	Indicates whether welcome email to user should be sent.
Notify administrator about new registrations:	Indicates if an e-mail should be sent to the administrator. If administrator's approval is not required, the e-mail is sent to the administrator using the "New registration" e-mail template. If administrator's approval is required, the e-mail is sent to the administrator using the "Registration approval" e-mail template.
From e-mail address:	E-mail address from which the e-mail notifications will be sent.
To e-mail address:	E-mail address to which the e-mail notifications will be sent.
Display message after registration:	Text that will be displayed to the newly registered user, informing him/her that the account needs to be approved by the administrator. For example: "Thank you for your registration. Your user account needs to be approved by the administrator now. "
E-mail confirmation page:	Page where user will confirm his email address.
Password min. length:	Sets the minimal password length.

Label text settings

First name text:	Label for the First name field.
Last name text:	Label for the Last name field.
E-mail text:	Label for the E-mail field.
Password text:	Label for the Password field.
Confirmation password text:	Label for the Confirm password field.

Kentico CMS 4.1 - Web Parts Reference

Button text: Caption of the Register button.

Captcha text: Sets the captcha label text.

Design

Skin ID: Defines the ID of the skin

Conversion tracking

Track conversion name: Conversion name used for tracking

Additional documentation text is not provided.

Membership > My profile

First name:	<input type="text" value="Global"/>
Last name:	<input type="text" value="Administrator"/>
E-mail:	<input type="text" value="admin@yourdomain.com"/>
Preferred language:	<input type="text" value="English - United States"/>
Nick name:	<input type="text"/>
Picture:	<input type="text"/> <input type="button" value="Browse..."/>
Signature:	<input type="text"/>
<input type="button" value="OK"/>	

The My Profile web part allows site members to manage their name, e-mail address and preferred language.

Extended properties

Form name:	Alternative form which will be displayed. Default form enables user to edit his/her settings.
Allow user to edit field visibility:	Indicates if field visibility could be edited on user form. Custom visibility settings are stored with current user.

Additional documentation text is not provided.

Membership > My account

The screenshot shows a web part titled 'My account' with a navigation bar containing tabs: 'My details', 'Addresses', 'Orders', 'Credit', 'Change password', 'My subscriptions', 'My messages', and 'Personal settings'. The 'My details' tab is active, displaying a form with the following fields: First name (administrator), Last name (administrator), Company account (checkbox), E-mail (admin@yourdomain.com), Phone, Fax, Preferred currency (U.S. Dollar), Preferred payment method (Customer credit), Preferred shipping option (DHL), and Country/state ((none)). An 'OK' button is at the bottom. To the right of the form, a text box states: 'Displays information about user details.'

Personal settings

- Display personal settings: Indicates if "Personal settings" should be displayed to the user.
- Form name: Alternative form which will be used for personal settings. Default form enables user to edit his/her settings.
- Allow user to edit field visibility: Indicates if field visibility could be edited on user form. Custom visibility settings are stored with current user.
- Display change password: Indicates if dialog for password reset should be displayed to the user.
- Allow empty password: Indicates if empty password is allowed when changing the user password.

Ecommerce

- Display customer details: Indicates if tab with customer details should be displayed to the user.
- Display my addresses: Indicates if "My Addresses" should be displayed to the user.
- Display my orders: Indicates if "My Orders" should be displayed to the user.
- Show order tracking number: Indicates if order tracking number should be visible in the order list.
- Display my credit: Indicates if "Credit" should be displayed to the user.

Other tabs

- Display my subscriptions: Indicates if "My Subscriptions" should be displayed to the user.
- Display my notifications: Indicates if "My Notifications" should be displayed to the user.
- Display my messages: Indicates if "My Messages" should be displayed to the user.
- Display my friends: Indicates if "My Friends" should be displayed to the user.

Layout

- Tabs layout: Sets the layout of the tab menu.
- Image Directory: Path to the images used by UniGrid control.
- Tabs CSS class: CSS class used for the tabs.

Additional documentation text is not provided.

Membership > Change password

<p>Here you can change your password</p> <p>Your existing password: <input type="text"/></p> <p>New password: <input type="text"/></p> <p>Confirm password: <input type="text"/></p> <p><input type="button" value="Change password"/></p>	<p>This webpart allows the user change his/her password.</p>
--	--

Maximal password length: Defines maximal length of the password

Additional documentation text is not provided.

Membership > Logon mini form

	<p>Miniature form to login to the secured website area.</p>
---	---

Logon form settings

Default target URL:	URL of the page where the user should be redirected if no redirection URL is passed through the returnUrl querystring parameter. For example: ~/clientportal.aspx
Skin ID:	Defines the ID of the skin
Logon failure text:	Text displayed to the user if the authentication fails. For example: Wrong password.
Username text:	Text displayed in Username textbox. Default is "login".
Display error as popup:	Indicates if Failure text should be displayed as an popup window.
Persistent login:	Indicates whether to remember user.

Button settings

Show image button:	Indicates if the search button should be displayed as an image.
Button image url:	URL of the image used for the button.

Additional documentation text is not provided.

Membership > Registration e-mail confirmation

Your registration has been confirmed.	This webpart should be placed on the page, where user approves his email address.
---------------------------------------	---

E-mail settings

From address:	Confirmation email will be send from this email address.
Administrator e-mail:	Sets administration e-mail. If administration approval is required e-mail with notification will be sent to this address.
Notify administrator:	Indicates if an e-mail should be sent to the administrator.

Messages

Successful approval text:	Text to be displayed when user is successfully confirmed.
Unsuccessful approval text:	Text to be displayed when user was not approved.
User deleted text:	Text to be displayed when user is deleted.

Additional documentation text is not provided.

Membership > Custom registration form

<p>Join the community</p> <p>User name: <input type="text"/></p> <p>First name: <input type="text"/></p> <p>Last name: <input type="text"/></p> <p>E-mail: <input type="text"/></p> <p>Password: <input type="text"/></p> <p>Confirm password: <input type="text"/></p> <p>Gender: <input type="radio"/> Male <input type="radio"/> Female</p> <p style="text-align: center;"><input type="button" value="Register"/></p>	<p>This web part can be used to display a custom registration form created by an alternative form and let users register using it.</p>
--	--

Design

Alternative form: Sets alternative form name. Go to the CMS Site Manager -> System tables -> CMS_User -> Alternative forms to create your custom alternating form or change behaviour of some field e.g. username format regular expression.

Registration form settings

Assign user to roles: List of role code names the user should be assigned to, separated with a semicolon (;). For example: CMSPublicUsers;CMSEditor

Assign to sites: If you enter some site here, users will be automatically assigned to the site after registration.

Redirect to URL: URL of the page where the user should be redirected after she successfully registers in. For example: ~/clientportal.aspx

Display CAPTCHA image: Indicates whether the captcha image should be displayed.

Registration error message: This message will be displayed after registration failed. Default error message will be used if this one is not set.

Starting alias path: Alias path where user is redirected to after successful login.

Label text settings

Button text: Caption of the Register button.

Extended settings

Enable user after registration: Indicates if the user account is enabled immediately after the registration. You can turn this option off if you want the registered user to be approved by the administrator.

Send welcome e-mail: Indicates whether welcome email to user should be sent.

Notify administrator about new registrations: Indicates if an e-mail should be sent to the administrator. If the "Registration requires administrator's approval" setting key is checked (section Membership), the e-mail is sent to the administrator using the "New registration" e-mail template. If the "Enable user after registration" box is unchecked, the e-mail is sent to the administrator using the "Registration approval" e-mail template.

From e-mail address: E-mail address from which the e-mail notifications will be sent.

To e-mail address: E-mail address to which the e-mail notifications will be sent.

Display message after registration: Text that will be displayed to the newly registered user, informing him/her that the account needs to be approved by the administrator. For example:

"Thank you for your registration. Your user account needs to be approved by the administrator now. "


E-mail confirmation page: Page where user will confirm his email address.

Conversion tracking

Track conversion name: Conversion name used for tracking

Additional documentation text is not provided.

Membership > Keep alive

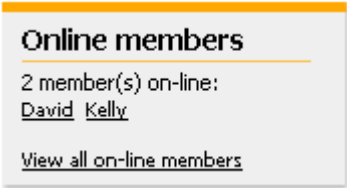
 <p>Special WebPart Invisible on the live site</p>	<p>This web part sends hidden requests in selected interval to keep user session alive. Whenever the web part is invisible due to setting its property session expires in the usual way.</p>
---	--

Timer settings

Refreshing interval: Sets refreshing interval

This web part sends hidden requests in selected interval to keep user session alive. Whenever the web part is invisible due to setting its property session expires in the usual way.

Membership > On-line users

	<p>Shows list of on-line users in given transformation.</p>
---	---

Content

- Transformation name:** Sets the item template which should be used to displaying list of online users. You can use default transformation CMS.Root.OnLineUsers
- Path:** If you enter an alias path here, only users browsing locations under this path will be taken into account.
- Select top N:** Sets how many users should be selected and displayed on online users list.
- Additional info text:** Sets the text which should be displayed above the list of online users. You can use following string formats {0} - all users, {1} - public users and {2} authenticated users.
- No users on-line text:** Text displayed when no users are online.

System settings

- Cache item name:** Name of the cache item. If not explicitly specified, the name is automatically created based on the control unique ID.
- Cache minutes:** The number of minutes for which the content is kept in the cache until the latest version is reloaded from the database. If you specify 0, the content is not cached. If you specify -1, the site-level settings are used.
- Cache dependencies:** List of the cache keys on which the cached data depend. When the cache item changes, the cache of the web part is also deleted. Each line contains one item.

Additional documentation text is not provided.

Membership > Windows LiveID

	Enables Windows LiveID logon on the page.
---	---

LiveID

Sign in text:	Text of the sign in link.
Sign out text:	Text of the sign out link.
Show sign out:	If true sign out link will be visible after sign in.
Show as button:	Buttons will be used instead of ordinary links.
Sign in image:	If set the image will work as sign in link instead of text.
Sign out image:	If set the image will work as sign out link instead of text.

Additional documentation text is not provided.

Membership > Users filter



<p>Sort by: <u>User name</u> <u>Activity</u></p> <input data-bbox="507 454 788 499" type="text"/> <input data-bbox="799 454 922 499" type="button" value="Search"/>	<p>Filter for users.</p>
---	--------------------------

Filter options

- Button text: Sets the filter button text.
- Disables filter caching: Disables filter caching.

Additional documentation text is not provided.

Membership > User public profile

	<p>David</p> <p>Badge: </p> <p>Full name: David Silver</p> <p>Email: david.silver@mydomainXY.com</p> <p>Created: 10/25/2008</p> <p>Gender: Male</p> <p>Date of birth: 5/6/1987</p> <p>Forum posts: 2</p> <p>Message board posts: 1</p> <p>Blog posts: 0</p> <p>Blog comments: 1</p> <p>Community points: 6</p>	<p>Displays public profile of the current user or of a user defined in web part properties.</p>
---	---	---





Public profile settings

Display user:	If set public profile of this user will be shown instead of current user.
Form name:	Alternative form full name (ClassName.AlternativeFormName). Alternative form definition and layout are used if specified.
Apply visibility settings:	Indicates if field visibility should be applied on user form. User may change the field visibility on his profile page if it is enabled.
Use visibility settings from form:	This name is used if 'Apply user's visibility' is 'true' to get visibility settings of current user.
No profile text:	Text that will be displayed if no profile is found.

Additional documentation text is not provided.

Membership > Users viewer

Sort by: [User name](#) [Activity](#)

 <p>Abi Gender: Female Age: 25</p>	 <p>mivra Gender: Male Age: N/A</p>
 <p>Mia Gender: Female Age: 25</p>	 <p>Steevie Gender: Male Age: 28</p>

⏪ ≤ 1 2 3 ≥ ⏩ Results 1 - 10 of 22

Displays a list of site users. Displayed users can be limited using the filter section of web part properties.

Repeater

- Transformation Name: Transformation used in the list view mode.
- AlternatingItem Transformation Name: Transformation used in the list view mode for even items.
- Separator Transformation Name: Transformation used for the separator.
- Header Transformation Name: Transformation used for the header.
- Footer Transformation Name: Transformation used for the footer.

No data behaviour

- Hide if no record found: Indicates if content should be hidden when no record is found.
- No record found text: Text that should be displayed if no data is found.

Filter

- Show filter: Determines if items filter is shown.
- Select only approved: Indicates if only approved items should be selected.
- Select hidden: Determines if hidden users should be shown.
- ORDER BY condition: ORDER BY part of the SELECT query.
- Select Top N members: Selects only top N items. If blank, all items are selected.
- Site name: Code name of the web site from which you want to display the content. If you leave the value empty, the content is retrieved from the current web site.
- WHERE condition: WHERE part of the SELECT query.
- Selected columns: Only selected columns will be displayed.

Pager

- Enable paging: Indicates if displayed data should be paged.
- Page size: Number of records per page.
- Paging mode: Type of paging parameter - it can be passed either through URL (Query string) or through postback (Postback).

Querystring key:	The name of the URL parameter that will contain the current page number.
Group size:	Sets the number of pages displayed for current page range.
Display first & last automatically:	If checked, first and last buttons of the pager will be displayed only where usable.
Display previous & next automatically:	If checked, previous and next buttons of the pager will be displayed only where usable.
Hide pager for single page:	Sets the value that indicates whether pager should be hidden for single page.

Pager design

Pages:	Sets transformation for page links. Use <code><## Eval("Page") %></code> to get current page number, <code><## Eval("PageURL") %></code> to get page URL or <code><## Eval("PageLink") %></code> to get page link.
CurrentPage:	Sets the current page transformation. Use <code><## Eval("Page") %></code> to get current page number, <code><## Eval("PageURL") %></code> to get page URL or <code><## Eval("PageLink") %></code> to get page link.
Page separator:	Sets transformation for separator of page links.
First page:	Sets transformation for link to the first page. Use <code><## Eval("FirstURL") %></code> to get link to the first page.
Last page:	Sets transformation for link to the last page. Use <code><## Eval("LastURL") %></code> to get link to the last page.
Previous page:	Sets transformation for link to the previous page. Use <code><## Eval("PreviousURL") %></code> to get link to the previous page.
Next page:	Sets transformation for link to the next page. Use <code><## Eval("NextURL") %></code> to get link to the next page.
Previous group:	Sets transformation for link to the previous group of pages. Use <code><## Eval("PreviousGroupURL") %></code> to get link to the previous group.
Next group:	Sets transformation for link to the next group of pages. Use <code><## Eval("NextGroupURL") %></code> to get link to the next group.
Pager layout:	Sets transformation for overall pager layout.

System settings

Cache item name:	Name of the cache item. If not explicitly specified, the name is automatically created based on the control unique ID.
Cache minutes:	The number of minutes for which the content is kept in the cache until the latest version is reloaded from the database. If you specify 0, the content is not cached. If you specify -1, the site-level settings are used.
Cache dependencies:	List of the cache keys on which the cached data depend. When the cache item changes, the cache of the web part is also deleted. Each line contains one item.

Additional documentation text is not provided.

Membership > LiveID required data

Existing user	New user	
User name: <input type="text"/>	User name: <input type="text"/>	Webpart where user can join his liveid with existing user account or add some additional information.
Password: <input type="password"/>	E-mail: <input type="text"/>	
<input type="button" value="OK"/>	Password: <input type="password"/>	
	Confirm password: <input type="password"/>	
	<input type="button" value="OK"/>	

- | | |
|-----------------------------|--|
| Allow forms authentication: | Indicates whether liveid user can set password and so have two ways of logging in. |
| Allow existing user: | If checked user can join his liveid with already existing account. |
| Default target URL: | URL of the page where the user should be redirected if no return URL is passed. |
| Hide for no Live ID: | Webpart is hidden if the request is not LiveID logon. |

Extended settings

- | | |
|---|--|
| Send welcome e-mail: | Indicates whether welcome email to user should be sent. |
| Notify administrator about new registrations: | Indicates if an e-mail should be sent to the administrator. If the "Enable user after registration" box is checked, the e-mail is sent to the administrator using the "New registration" e-mail template. If the "Enable user after registration" box is unchecked, the e-mail is sent to the administrator using the "Registration approval" e-mail template. |
| From e-mail address: | E-mail address from which the e-mail notifications will be sent. |
| To e-mail address: | E-mail address to which the e-mail notifications will be sent. |
| Display message after registration: | Text that will be displayed to the newly registered user, informing him/her that the account needs to be approved by the administrator. For example: "Thank you for your registration. Your user account needs to be approved by the administrator now. " |
| E-mail confirmation page: | Page where user will confirm his email address. |

Conversion tracking

- | | |
|------------------------|-----------------------------------|
| Track conversion name: | Conversion name used for tracking |
|------------------------|-----------------------------------|

Additional documentation text is not provided.

Message board > Message board

<p>Global Administrator</p> <p>Your URL: http://</p> <p>Your e-mail: admin@mydomainXY.com</p> <p>Message: </p> <p>Enter security code: <input type="text"/> 666533</p> <p><input type="button" value="Add"/></p>	<p>Displays the list of the messages with the dialog to add a new message to the board. Board is either public or owned by the user.</p>
--	--

Display

Message transformation:	Transformation used in the list view mode.
Enable edit:	Indicates whether the message EDIT button should be displayed.
Enable delete:	Indicates whether the message DELETE button should be displayed.
Enable approve:	Indicates whether the message APPROVE button should be displayed.
Enable reject:	Indicates whether the message REJECT button should be displayed.
No messages text:	The text displayed by message board when no message is found.

Board default settings - THESE SETTINGS ARE APPLIED ONLY TO NEW BOARDS!

Display name:	Board display name. You can also use macros for the name. This property is only applied when the first message is posted. You can later change the properties in CMS Desk -> Tools -> Message boards.
Message board owner:	Specifies the owner of newly created message board. This property cannot be changed once the board is created.
Access:	Specifies the message board security access level. This property is only applied when the first message is posted. You can later change the properties in CMS Desk -> Tools -> Message boards.
Authorized roles:	Default roles authorized for the newly created message board. This property is only applied when the first message is posted. You can later change the properties in CMS Desk -> Tools -> Message boards.
Moderators:	Default moderators for the newly created message board. This property is only applied when the first message is posted. You can later change the properties in CMS Desk -> Tools -> Message boards.
Moderated:	Indicates whether the board is moderated or not. This property is only applied when the first message is posted. You can later change the properties in CMS Desk -> Tools -> Message boards.
Require e-mail addresses:	Indicates whether the board message requires e-mail address. This property is only applied when the first message is posted. You can later change the properties in CMS Desk -> Tools -> Message boards.
Use security code:	Indicates whether the board uses the security CAPTCHA feature. This property is only applied when the first message is posted. You can later change the properties in CMS Desk -> Tools -> Message boards.
Open:	Indicates whether the board is opened. This property is only applied when the first message is posted. You can later change the properties in CMS Desk -> Tools -> Message boards.
Open from:	Board opening date. This property is only applied when the first message is posted. You can later change the properties in CMS Desk -> Tools -> Message boards.
Open to:	Board closing date. This property is only applied when the first message is posted. You can later change the properties in CMS Desk -> Tools -> Message boards.

Enable subscriptions:	Indicates whether the subscription feature should be enabled. This property is only applied when the first message is posted. You can later change the properties in CMS Desk -> Tools -> Message boards.
Unsubscription URL:	URL of the page used to unsubscribe from the subscribed message board. If it is not specified, default unsubscription URL from SiteManager -> Settings is used. This property is only applied when the first message is posted. You can later change the properties in CMS Desk -> Tools -> Message boards.
Board base URL:	URL used as the URL base of links to message boards in notification e-mails. If empty, value from Site Manager -> Settings -> Message boards -> Board base URL will be used. If that property is empty too, message boards can not be placed on pages with wildcard URLs.

Content rating

Enable content rating:	Enables content rating feature.
Rating type:	Specifies the type of content rating control.
Max rating value:	Specifies the maximum content rating value available.

Security

Check permissions:	Indicates if permissions should be checked for the displayed content and only the documents for which the current user has the "read" permission should be displayed.
Enable anonymous read:	Indicates whether the anonymous read is enabled

Additional documentation text is not provided.

Message board > Message board viewer

<p>David We are proud to announce that our group has already two members! 11/20/2008 3:21:17 PM</p>	<p>Displays the list of messages from all message boards on the specified site according to the given WHERE condition.</p>
---	--

Repeater

Transformation name:	Sets the transformation name.
AlternatingItem Transformation Name:	Transformation used in the list view mode for even items.
Separator Transformation Name:	Transformation used for the separator.
Header Transformation Name:	Transformation used for the header.
Footer Transformation Name:	Transformation used for the footer.

Filter

Filter name:	Filter name of external filter connected to this web part.
Display only approved:	Indicates if only approved items should be selected.
Top N:	Selects top N items.
Order By:	Sets ORDER BY condition.
Site name:	Name of the site from which the messages should be displayed.
Where condition:	Sets WHERE condition.
Selected columns:	Only selected columns will be displayed.

No data behaviour

Hide if no record found:	Indicates if content should be hidden when no record is found.
No record found text:	Text that should be displayed if no data is found.

Pager

Hide pager for single page:	Sets the value that indicates whether pager should be hidden for single page.
Page size:	Number of records per page.
Group size:	Sets the number of pages displayed for current page range.
Paging mode:	Type of paging parameter - it can be passed either through URL (Query string) or through postback (Postback).

Querystring key:	The name of the URL parameter that will contain the current page number.
Display first & last automatically:	If checked, first and last buttons of the pager will be displayed only where usable.
Display previous & next automatically:	If checked, previous and next buttons of the pager will be displayed only where usable.

Pager design

Pages:	Sets transformation for page links. Use <## Eval("Page") %> to get current page number, <## Eval("PageURL") %> to get page URL or <## Eval("PageLink") %> to get page link.
Current page:	Sets the current page transformation. Use <## Eval("Page") %> to get current page number, <## Eval("PageURL") %> to get page URL or <## Eval("PageLink") %> to get page link.
Page separator:	Sets transformation for separator of page links.
First page:	Sets transformation for link to the first page. Use <## Eval("FirstURL") %> to get link to the first page.
Last page:	Sets transformation for link to the last page. Use <## Eval("LastURL") %> to get link to the last page.
Previous page:	Sets transformation for link to the previous page. Use <## Eval("PreviousURL") %> to get link to the previous page.
Next page:	Sets transformation for link to the next page. Use <## Eval("NextURL") %> to get link to the next page.
Previous group:	Sets transformation for link to the previous group of pages. Use <## Eval("PreviousGroupURL") %> to get link to the previous group.
Next group:	Sets transformation for link to the next group of pages. Use <## Eval("NextGroupURL") %> to get link to the next group.
Pager layout:	Sets transformation for overall pager layout.

System settings

Cache item name:	Name of the cache item. If not explicitly specified, the name is automatically created based on the control unique ID.
Cache minutes:	The number of minutes for which the content is kept in the cache until the latest version is reloaded from the database. If you specify 0, the content is not cached. If you specify -1, the site-level settings are used.
Cache dependencies:	List of the cache keys on which the cached data depend. When the cache item changes, the cache of the web part is also deleted. Each line contains one item.

Additional documentation text is not provided.

Message board > Message board unsubscription

You have been successfully unsubscribed.

Displays a confirmation that the user has been successfully unsubscribed from the message board. The subscription is specified by the GUID parameter in the URL.

Dialog

Confirmation text:

Text displayed to the user when she is successfully unsubscribed. For example: "You've been unsubscribed."

You can modify the design using standard CSS styles, skin file, or by modifying the **CMSWebParts\MessageBoards\MessageBoardUnsubscription.ascx** file.

Messaging > Inbox

New message Delete all messages		
From	Subject	Date
 administrator	Re:My account	2/7/2008 12:04:59 PM
1 unread message(s) of 1 total		

The Inbox web part displays recieved messages for current user.

Design

- Page size: Number of records per page.
- No record found text: Text that should be displayed if no data is found.
- Paste original message: Indicates if original message text should be included in the response text.
- Show original message: Indicates if original message text should be displayed when replying.

Additional documentation text is not provided.

Messaging > Send message


<p>From Adam</p> <p>To <input type="text"/> Select</p> <p>Subject</p> <input type="text"/> <input type="text"/> <p><input type="button" value="Send message"/></p>	<p>The Send message web part allows user to send messages. Even anonymous user can send messages.</p>
--	---

Design

Allow anonymous users:	Indicates if anonymous users can send messages.
Allow anonymous users to select recipient:	Determines if anonymous recipients will be allowed.
Default recipient of the message:	Default message recipient. PLEASE NOTE: If a recipient is entered in this field, no other recipients can be chosen, no matter how the other properties of this web part are set.

Additional documentation text is not provided.

Messaging > Outbox

New message Delete all messages			
To	Subject	Date	Read date
 administrator	My account	2/7/2008 11:57:16 AM	-
1 message(s) in total			

The Outbox web part displays sent messages for current user.




Design

- | | |
|------------------------|--|
| Page size: | Number of records per page. |
| No record found text: | Text that should be displayed if no data is found. |
| Show original message: | Indicates if original message should be shown. |

Additional documentation text is not provided.

Messaging > Contact list

[Add user to contact list](#)

Username
 Adam
 Alice
 Jeff

The Contact list web part allows users to manage their contact list.










Design

Page size: Number of records per page.

No record found text: Text that should be displayed if no data is found.

Additional documentation text is not provided.

Messaging > Ignore list


<p><u>Add user to ignore list</u></p> <table border="1"><thead><tr><th data-bbox="197 405 735 450">Username</th></tr></thead><tbody><tr><td data-bbox="197 450 735 495"> Adam</td></tr><tr><td data-bbox="197 495 735 539"> Alice</td></tr><tr><td data-bbox="197 539 735 584"> Jeff</td></tr></tbody></table>	Username	 Adam	 Alice	 Jeff	<p>The Ignore list web part allows users to manage their ignore list. Owner of the ignore list don't recieve message from users in the ignore list.</p>
Username					
 Adam					
 Alice					
 Jeff					

Design

- Page size: Number of records per page.
- No record found text: Text that should be displayed if no data is found.

Additional documentation text is not provided.

Messaging > My messages

	<p>The My messages web part provides user the possibility of managing recieved and sent messages. User can also manage his contact and ignore list.</p>
---	---

Design

- | | |
|-----------------------|--|
| Tabs css class: | CSS class used for the tabs. |
| Display inbox: | Indicates if "Inbox" should be displayed to the user. |
| Display outbox: | Indicates if "Outbox" should be displayed to the user. |
| Display contact list: | Indicates if "Contact list" should be displayed to the user. |
| Display ignore list: | Indicates if "Ignore list" should be displayed to the user. |

Additional documentation text is not provided.

Messaging > Messaging info panel

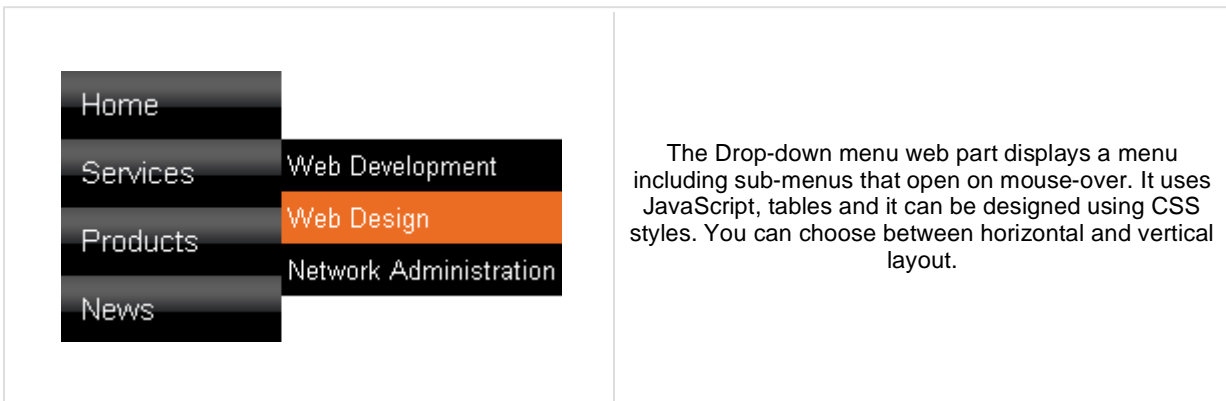


Messaging properties

Show Inbox:	Indicates if 'Inbox' link should be displayed.
Inbox link URL:	URL to the page where Inbox web part is located.
Inbox label:	Label which will be used for 'Inbox' link. Leave blank if you want to use default value.
Show unread messages count:	Indicates if number of unread messages should be displayed in parentheses.
Show Outbox:	Indicates if 'Outbox' link should be displayed.
Outbox link URL:	URL to the page where Outbox web part is located.
Outbox label:	Label which will be used for 'Outbox' link. Leave blank if you want to use default value.
Show new message:	Indicates if 'New message' link should be displayed.
New message link URL:	URL to the page where Send message web part is located.
New message label:	Label which will be used for 'New message' link. Leave blank if you want to use default value.
Link separator:	Text separator which will be used between links.

Additional documentation text is not provided.

Navigation > Drop-down menu



Content

Path:	Path of the documents to be displayed.
Highlighted document path:	Path of the item that will be highlighted like it was selected.

Content filter

Document types:	Types of documents that should be displayed, separated with a semicolon (;).
Combine with default culture:	Indicates if default language version of the document should be displayed if the document is not translated to the current language.
Culture code:	Culture version of the displayed content.
Maximum nesting level:	Maximum nesting level. It specifies the number of sub-levels in the content tree that should be included in the displayed content.
ORDER BY expression:	ORDER BY part of the SELECT query.
Select only published:	Indicates if only published documents should be displayed.
Site name:	Code name of the web site from which you want to display the content. If you leave the value empty, the content is retrieved from the current web site.
WHERE condition:	WHERE part of the SELECT query.
Filter name:	Filter name of external filter connected to this web part.

Design

CSS prefix:	Prefix used for CSS class names. This property allows you to set up different CSS styles for particular menu levels.
Cursor:	Type of the cursor displayed when the user mouse-overs the menu.
Highlight all items in path:	Indicates if the highlighted item should be displayed as a link.
External script path:	Path of the CMSMenu JavaScript file. You will use it only if want to use a customized JavaScript file.
Layout:	Menu layout - horizontal or vertical.
Render item name:	Indicates if item names should be rendered in the HTML code.
Render image alt:	Indicates if ALT attribute should be rendered for images used in the menu (for XHTML compatibility).
Padding:	Padding of the menu table element.
Spacing:	Spacing of the menu table element.

Kentico CMS 4.1 - Web Parts Reference

Submenu indicator image:	Path of the image that should be used as a sub-menu indicator for menu items that contain sub-items.
Use alternating styles:	Indicates if odd and even items should have different styles.
Use item images for highlighted item:	Indicates if highlighted images is not specified, use item image if exist.
Apply menu design:	Indicates if the CSS styles from document settings should be used.
Enable RTL behaviour:	Indicates if the multilingual support should be enabled or not.
Enable mouse up/down class:	Indicates if the menu should render different CSS classes for mouse-up and mouse-down events.
Word wrap:	Indicates if the words should be wrapped or not.
Encode menu caption:	Indicates if menu caption should be HTML encoded.

Menu item separator

Separator CSS class:	CSS class of the separator cell (TD element).
Separator height:	Height of the separator between menu items.
Separator text:	Text of the separator rendered between menu items of the first menu level.

No data behavior

Hide if no record found:	Indicates if content should be hidden when no record is found.
ZeroRowsText:	Text that should be displayed if no data is found.

System settings

Check permissions:	Indicates if permissions should be checked for the displayed content and only the documents for which the current user has the "read" permission should be displayed.
Cache item name:	Name of the cache item. If not explicitly specified, the name is automatically created based on the control unique ID.
Cache minutes:	The number of minutes for which the content is kept in the cache until the latest version is reloaded from the database. If you specify 0, the content is not cached. If you specify -1, the site-level settings are used.
Cache dependencies:	List of the cache keys on which the cached data depend. When the cache item changes, the cache of the web part is also deleted. Each line contains one item.

Additional documentation text is not provided.

Navigation > Tree menu

<ul style="list-style-type: none"> • Media • Membership • Navigation • Breadcrumbs • CSS list menu • Drop-down menu • Tab menu • Tree menu • Tree view 	<p>The Tree menu web part renders a hierarchical menu reflecting the content tree structure.</p>
---	--

Content

Path:	Path of the documents to be displayed.
Highlighted document path:	Alias path of the node that should be selected in the menu. If you do not specify any value, the current path is used.

Content filter

Document types:	Types of documents that should be displayed, separated with a semicolon (;).
Combine with default culture:	Indicates if default language version of the document should be displayed if the document is not translated to the current language.
Culture code:	Culture version of the displayed content.
Maximum nesting level:	Maximum nesting level. It specifies the number of sub-levels in the content tree that should be included in the displayed content.
ORDER BY expression:	ORDER BY part of the SELECT query.
Select only published:	Indicates if only published documents should be displayed.
Site name:	Code name of the web site from which you want to display the content. If you leave the value empty, the content is retrieved from the current web site.
WHERE condition:	WHERE part of the SELECT query.
Filter name:	Filter name of external filter connected to this web part.

Design

Generate unique IDs:	Indicates whether the item id prefix is set up automatically with according to control client id. If this property is true, the property ItemIdPrefix has no effect.
Item ID prefix:	Prefix placed before each item ID. You can use it to keep ID's unique if you have several Tree Menus menu web parts on the same page.
Cell padding:	Cell padding of the table representing menu.
Cell spacing:	Cell spacing of the table representing menu.
Collapse selected item on click:	Indicates if the selected section of menu should be collapsed when it's clicked.
CSS prefix:	Prefix used for CSS class names. This property allows you to set up different CSS styles for particular menu levels.
Display highlighted item as link:	Indicates if the highlighted item should be displayed as a link.
Generate indentation inside link:	Indicates if indentation spaces should be generated inside hyperlink (true) or outside (false). This applies only when you do not use images in the menu.
Generate only outer link:	Indicates if only one outer link should be generated per each menu item.

Generate all sub-items:	Indicates whether full menu should be generated.
Highlight all items in path:	Indicates if all items in the currently selected path should be displayed as highlighted.
Indentation:	Indentation of menu item levels. Number of spaces that will be placed before each level of menu items.
Item image url:	URL address of the image that is displayed next to menu items. It may start with "~/\" representing the virtual path of the current application.
Open item image url:	URL address of the image that is displayed next to open menu items. It may start with "~/\" representing the virtual path of the current application.
OnMouseOut script:	OnMouseOutScript script for menu items. You can use macro expressions here.
OnMouseOver script:	OnMouseOver script for menu items. You can use macro expressions here.
Sub-menu indicator image:	URL of the image indicating the current menu item has sub-items.
Target frame:	Target frame (window name) of the breadcrumb links.
Use alternating styles:	Indicates if odd and even items should have different styles.
Use item images for highlighted item:	This indicates whether images for highlighted items should be used.
Apply menu design:	This indicates whether design from Properties -> Menu should be applied.
Render image alt:	Indicates if ALT attribute should be rendered for images used in the menu (for XHTML compatibility).
Render link title:	If true, renders the accessibility title attribute.
Render sub items:	Indicates whether under the selected item should be rendered (visible) sub-items.
Word wrap:	Indicates if the words in menu should be wrapped or not.
Encode menu caption:	Indicates if menu caption should be HTML encoded.

No data behavior

Hide if no record found:	Indicates if content should be hidden when no record is found.
No record found text:	Text that should be displayed if no data is found.

System settings

Check permissions:	Indicates if permissions should be checked for the displayed content and only the documents for which the current user has the "read" permission should be displayed.
Cache item name:	Name of the cache item. If not explicitly specified, the name is automatically created based on the control unique ID.
Cache minutes:	The number of minutes for which the content is kept in the cache until the latest version is reloaded from the database. If you specify 0, the content is not cached. If you specify -1, the site-level settings are used.
Cache dependencies:	List of the cache keys on which the cached data depend. When the cache item changes, the cache of the web part is also deleted. Each line contains one item.

Please see [CMSTreeMenu](#) for more details.

Navigation > Breadcrumbs

Examples > Webparts > Navigation > Breadcrumbs	<p>The Breadcrumbs web part displays the current position of the visitor on the site, such as Products > Computers.</p>
--	--

Content

Selected path:	Path of the documents to be displayed.
Default path:	Default path of the document that should be displayed in the breadcrumbs if no path is provided from the page context. For example: /home
Starting path:	Starting path from which the breadcrumbs should be displayed. If you set this value to /home and go to /home/news/2006, the breadcrumbs will display News -> 2006 (without Home > at the beginning).
Document types:	Types of documents that should be displayed, separated with a semicolon (;).

Content filter

Combine with default culture:	Indicates if default language version of the document should be displayed if the document is not translated to the current language.
Culture code:	Culture version of the displayed content.
Select only published:	Indicates if only published documents should be displayed.
Site name:	Code name of the web site from which you want to display the content. If you leave the value empty, the content is retrieved from the current web site.
Where condition:	WHERE part of the SELECT query.
Filter name:	Filter name of external filter connected to this web part.

Design

Breadcrumb separator:	Character(s) used as a separator between bread crumbs. For example: > (for >) - -> (for ->)
Breadcrumb separator RTL:	The same as for Breadcrumb separator, but for the right-to-left languages.
Show current item:	Indicates if the current item should be displayed.
Show current item as a link:	Indicates if the current item should be displayed as a link.
Target frame:	Target frame (window name) of the breadcrumb links. For example: _blank
Apply menu design:	Indicates that the desing of the menu should be applied
Render link title:	If true, renders the accessibility title attribute.
Use RTL behaviour:	When selected the Bredcrumbs change it's behaviour from LTR to RTL (right-to-left culture)
Ignore Show in navigation:	The document value ShowInNavigation is ignored if this property is true.
Encode name:	Indicates whether the link name should be encoded

No data behavior

Hide if no record found:	Indicates if content should be hidden when no record is found.
No record found text:	Text that should be displayed if no data is found.

System settings

Check permissions:	Indicates if permissions should be checked for the displayed content and only the documents for which the current user has the "read" permission should be displayed.
Cache item name:	Name of the cache item. If not explicitly specified, the name is automatically created based on the control unique ID.
Cache minutes:	The number of minutes for which the content is kept in the cache until the latest version is reloaded from the database. If you specify 0, the content is not cached. If you specify -1, the site-level settings are used.
Cache dependencies:	List of the cache keys on which the cached data depend. When the cache item changes, the cache of the web part is also deleted. Each line contains one item.

For more information please see [CMSBreadcrumbs](#).

Navigation > Site map

<ul style="list-style-type: none"> • Home • Services <ul style="list-style-type: none"> ○ Web Development ○ Web Design ○ Network Administration • Products <ul style="list-style-type: none"> ○ Cell phones ○ PDAs ○ Laptops • News • Partners 	<p>The Site map web part renders the hierarchical view of site structure, also known as "site map".</p>
---	---

Content

Path: Path of the documents to be displayed.

Content filter

Document types: Types of documents that should be displayed, separated with a semicolon (;).

Combine with default culture: Indicates if default language version of the document should be displayed if the document is not translated to the current language.

Culture code: Culture version of the displayed content.

Maximum nesting level: Maximum nesting level. It specifies the number of sub-levels in the content tree that should be included in the displayed content.

ORDER BY expression: ORDER BY part of the SELECT query.

Select only published: Indicates if only published documents should be displayed.

Site name: Code name of the web site from which you want to display the content. If you leave the value empty, the content is retrieved from the current web site.

WHERE condition: WHERE part of the SELECT query.

Filter name: Filter name of external filter connected to this web part.

Design

Target frame: Target frame used for links.

Render link title: If true, renders the accessibility title attribute.

Word wrap: Indicates if the words should be wrapped or not.

Apply menu inactivation: Indicates whether the sitemap should apply menu inactivation flag.

Encode menu caption: Indicates if menu caption should be HTML encoded.

No data behavior

Hide if no record found: Indicates if content should be hidden when no record is found.

No record found text: Text that should be displayed if no data is found.

System settings

Kentico CMS 4.1 - Web Parts Reference

Check permissions:	Indicates if permissions should be checked for the displayed content and only the documents for which the current user has the "read" permission should be displayed.
Cache item name:	Name of the cache item. If not explicitly specified, the name is automatically created based on the control unique ID.
Cache minutes:	The number of minutes for which the content is kept in the cache until the latest version is reloaded from the database. If you specify 0, the content is not cached. If you specify -1, the site-level settings are used.
Cache dependencies:	List of the cache keys on which the cached data depend. When the cache item changes, the cache of the web part is also deleted. Each line contains one item.

Please see [CMSSiteMap](#) for more details.

Navigation > Tab menu



The Tab menu web part renders a flat horizontal or vertical menu with support for tab formatting.

Content

Path:	Path of the documents to be displayed.
Highlighted document path:	Alias path of the node that should be selected in the menu. If you do not specify any value, the current path is used.
Use client script:	Indicates if client script should be generated for each tab.
Url target:	If URL for tab items is set, this property specifies target frame for all URLs.

Content filter

Document types:	Types of documents that should be displayed, separated with a semicolon (;).
Combine with default culture:	Indicates if default language version of the document should be displayed if the document is not translated to the current language.
Culture code:	Culture version of the displayed content.
Maximum nesting level:	Maximum nesting level. It specifies the number of sub-levels in the content tree that should be included in the displayed content.
ORDER BY expression:	ORDER BY part of the SELECT query.
Select only published:	Indicates if only published documents should be displayed.
Site name:	Code name of the web site from which you want to display the content. If you leave the value empty, the content is retrieved from the current web site.
WHERE condition:	WHERE part of the SELECT query.
Filter name:	Filter name of external filter connected to this web part.

Design

Use alternating styles:	Indicates if odd and even items should have different styles.
Tab control layout:	Horizontal or vertical layout.
Use item images for highlighted item:	This indicates whether images for highlighted items should be used.
Apply menu design:	This indicates whether design from Properties -> Menu should be applied.
Render image alt:	Indicates if ALT attribute should be rendered for images used in the menu (for XHTML compatibility).
Item id prefix:	Prefix placed before each item ID. You can use it to keep ID's unique if you have several CSS list menu web parts on the same page.
Render link title:	If true, renders the accessibility title attribute.

Kentico CMS 4.1 - Web Parts Reference

Select first item by default:	Indicates if the first item should be selected if the currently displayed page is not listed in the menu items.
Word wrap:	Indicates if the words in menu should be wrapped or not.
Encode menu caption:	Indicates if menu caption should be HTML encoded.

No data behavior

Hide if no record found:	Indicates if content should be hidden when no record is found.
No record found text:	Text that should be displayed if no data is found.

System settings

Check permissions:	Indicates if permissions should be checked for the displayed content and only the documents for which the current user has the "read" permission should be displayed.
Cache item name:	Name of the cache item. If not explicitly specified, the name is automatically created based on the control unique ID.
Cache minutes:	The number of minutes for which the content is kept in the cache until the latest version is reloaded from the database. If you specify 0, the content is not cached. If you specify -1, the site-level settings are used.
Cache dependencies:	List of the cache keys on which the cached data depend. When the cache item changes, the cache of the web part is also deleted. Each line contains one item.

CSS classes and design: please see [CMSTabControl](#) for more details.

Navigation > CSS list menu

<ul style="list-style-type: none"> • Events • Images • Wiki • Examples <ul style="list-style-type: none"> • Webparts <ul style="list-style-type: none"> • BizForms • Community services • E-commerce • Forums • Full-text search • General 	<p>The CSS list menu web part renders the menu hierarchy as and elements. It uses advanced CSS styles to display the list as a drop-down menu or other menu type. It produces much less code than other types of menus but requires an advanced knowledge of CSS styles and positioning for advanced menu behavior like drop-down menu.</p>
---	---

Content

Path:	Path of the documents to be displayed.
Highlighted document path:	Alias path of the node that should be selected in the menu. If you do not specify any value, the current path is used.

Content filter

Document types:	Types of documents that should be displayed, separated with a semicolon (;).
Combine with default culture:	Indicates if default language version of the document should be displayed if the document is not translated to the current language.
Culture code:	Culture version of the displayed content.
Maximum nesting level:	Maximum nesting level. It specifies the number of sub-levels in the content tree that should be included in the displayed content.
ORDER BY expression:	ORDER BY part of the SELECT query.
Select only published:	Indicates if only published documents should be displayed.
Site name:	Code name of the web site from which you want to display the content. If you leave the value empty, the content is retrieved from the current web site.
WHERE condition:	WHERE part of the SELECT query.
Filter name:	Filter name of external filter connected to this web part.

Design

CSS prefix:	Prefix used for CSS class names. This property allows you to set up different CSS styles for particular menu levels.
Display highlighted item as link:	Indicates if the highlighted item should be displayed as a link.
Display only selected path:	Indicates if only selected path in the menu structure should be rendered. You can use this option if you need to render a tree menu with only single branch unfolded.
First item CSS class:	CSS class name of the first menu item.
Highlight all items in path:	Indicates if all items in the currently selected path should be highlighted.
LI hover CSS class name:	Name of the surrounding CSS class that is used to define styles for the hover effect if you want to render a drop-down menu. For example: Horizontal
Last item CSS class:	CSS class name of the last menu item.
OnMouseOut script:	JavaScript command that should be run if the user moves mouse cursor out of the menu.

Kentico CMS 4.1 - Web Parts Reference

OnMouseOver script:	JavaScript command that should be run if the user mouse-overs the menu.
Render CSS classes:	Indicates if menu items should have CSS class names rendered.
Render item ID:	Indicates if menu items should have their unique ID attributed rendered.
Render link title:	Specifies if document name should be rendered as a TITLE tag of the link (for better accessibility).
Render image alt:	Indicates if ALT attribute should be rendered for images used in the menu (for XHTML compatibility).
Item ID prefix:	Prefix placed before each item ID. You can use it to keep ID's unique if you have several CSS list menu web parts on the same page. For example: "submenu"
Sub-menu indicator image:	URL of the image indicating the current menu item has sub-items. For example: ~/images/submenu.gif
Target frame:	URL target of the rendered links.
Use alternating styles:	Indicates if odd and even items should have different styles.
Use item images for highlighted items:	This indicates whether images for highlighted items should be used.
Apply menu design:	This indicates whether design from Properties -> Menu should be applied.
Word wrap:	Indicates if long lines should be wrapped.
Encode menu caption:	Indicates if menu caption should be HTML encoded.

No data behavior

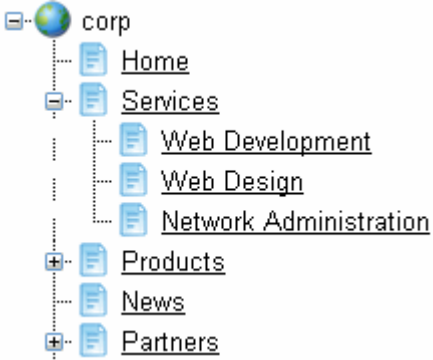
Hide if no record found:	Indicates if content should be hidden when no record is found.
No record found text:	Text that should be displayed if no data is found.

System settings

Check permissions:	Indicates if permissions should be checked for the displayed content and only the documents for which the current user has the "read" permission should be displayed.
Cache item name:	Name of the cache item. If not explicitly specified, the name is automatically created based on the control unique ID.
Cache minutes:	The number of minutes for which the content is kept in the cache until the latest version is reloaded from the database. If you specify 0, the content is not cached. If you specify -1, the site-level settings are used.
Cache dependencies:	List of the cache keys on which the cached data depend. When the cache item changes, the cache of the web part is also deleted. Each line contains one item.

Please see [CMSListMenu](#) for more details.

Navigation > Tree view

	<p>Tree view displays items e.g. in the way how are the documents in CMS Desk -> Content tree displayed.</p>
---	---

Content

Path: Path of the documents to be displayed.

Content filter

Document types: Types of documents that should be displayed, separated with a semicolon (;).

Combine with default culture: Indicates if default language version of the document should be displayed if the document is not translated to the current language.

Culture code: Culture version of the displayed content.

Maximum nesting level: Maximum nesting level. It specifies the number of sub-levels in the content tree that should be included in the displayed content.

ORDER BY expression: ORDER BY part of the SELECT query.

Select only published: Indicates if only published documents should be displayed.

Site name: Code name of the web site from which you want to display the content. If you leave the value empty, the content is retrieved from the current web site.

WHERE condition: WHERE part of the SELECT query.

Filter name: Filter name of external filter connected to this web part.

Node settings

Root text: Text of the root node item.

Root image url: URL of the image used for the root node.

Node image url: URL of the image used for the nodes.

Behavior

Fix broken lines: Indicates whether treeview can try fix broken lines.

Dynamic behavior: Enable populate on demand and load child nodes dynamically.

Expand current path: Indicates if the current path should be expanded when visitor comes to some sub-page.

OnClick action: Javascript action when clicking on item.

Expand all nodes on startup: Indicates if all nodes should be expanded on the page load.

Expand sub-tree:	Indicates whether subtree under current item is expanded
Inactive root node:	Indicates if the root should be clickable or not.
Inactive node image:	Indicates if the node image be enabled or not.
Inactivate selected item:	Indicates if the selected item should be clickable or not.
Inactivate all items in path:	Indicates if all items in the path should be clickable or not.
Hide root node:	Indicates whether root node is hidden
Use doc-type images:	Displays to each item appropriate document type image.
Highlight selected item:	Indicates if the selected item should be highlighted.
Ignore document menu action:	Ignores the menu action settings for this document.
Target:	Specifies target frame for all links.
Encode menu caption:	Indicates if menu caption should be HTML encoded.

Design

Item style:	CSS style of the items in the menu.
Item class:	CSS class of the items in menu.
Selected item style:	CSS style of the selected item.
Selected item class:	CSS class of the selected item.
Collapse image URL:	URL of the image which should be displayed when node is collapsed.
Expand image URL:	URL of the image which should be displayed when node is expanded.
Word wrap:	Indicates if the words in menu should be wrapped or not.
Inactive item class:	CSS class of the inactive item.
Inactive item style:	CSS style of the inactive item.
SkinID:	ID of a skin that should be applied .
Show lines:	Indicating whether lines connecting child nodes to parent nodes are displayed.
Collapse image ToolTip:	ToolTip for the image that is displayed for the collapsible node indicator.
Expand image ToolTip:	ToolTip for the image that is displayed for the expandable node indicator.

No data behavior

Hide if no record found:	Indicates if content should be hidden when no record is found.
No record found text:	Text that should be displayed if no data is found.

System settings

Check permissions:	Indicates if permissions should be checked for the displayed content and only the documents for which the current user has the "read" permission should be displayed.
Cache item name:	Name of the cache item. If not explicitly specified, the name is automatically created based on the control unique ID.
Cache minutes:	The number of minutes for which the content is kept in the cache until the latest version is reloaded from the database. If you specify 0, the content is not cached. If you specify -1, the site-level settings are used.

Kentico CMS 4.1 - Web Parts Reference

Cache dependencies:

List of the cache keys on which the cached data depend. When the cache item changes, the cache of the web part is also deleted. Each line contains one item.

Additional documentation text is not provided.

News > News list



Content

- Path:** Path of the documents to be displayed.
- Data source name:** ID of data source web part that provides data displayed by this web part.

Content filter

- Document types:** Types of documents that should be displayed, separated with a semicolon (;).
- Combine with default culture:** Indicates if default language version of the document should be displayed if the document is not translated to the current language.
- Culture code:** Culture version of the displayed content.
- Maximum nesting level:** Maximum nesting level. It specifies the number of sub-levels in the content tree that should be included in the displayed content.
- ORDER BY expression:** ORDER BY part of the SELECT query.
- Select only published:** Indicates if only published documents should be displayed.
- Select top N documents:** Selects only top N items. If blank, all items are selected.
- Site name:** Code name of the web site from which you want to display the content. If you leave the value empty, the content is retrieved from the current web site.
- WHERE condition:** WHERE part of the SELECT query.
- Filter out duplicate documents:** If the displayed data contains multiple links to the same document, you can choose to display only one of them.
- Filter name:** Filter name of external filter connected to this web part.

Transformations

- Transformation:** Transformation used in the list view mode.
- Alternating transformation:** Transformation used in the list view mode for even items.
- Selected item transformation:** Transformation used in the detail view mode.
- Item separator:** Item separator displayed between records.
- Nested controls ID:** Sets the nested controls IDs. Use ';' as a separator; Example: myRepeaterID;myDatalistID;myRepeaterID2. This property replaces the previously used NestedRepeaterID and NestedDataListID properties. If you are still using these properties, no changes to functionality will occur, but it is advisable to rewrite your code to use the new property instead. If you need to dynamically set properties of a nested control, you have to set its

DelayedLoading property to 'True'. Please note that this setting can cause problems with ViewState.

Paging

Enable paging:	Indicates if displayed data should be paged.
Paging mode:	Type of paging parameter - it can be passed either through URL (Query string) or through postback (Postback).
Navigation buttons:	Indicates if back/next buttons should be displayed.
Pager position:	Position of the pager - top or bottom
Page size:	Number of records per page.
Query string key:	The name of the URL parameter that will contain the current page number.
Show first and last buttons:	Indicates if First and Last buttons should be displayed.
HTML before:	HTML code before the results summary text.
HTML after:	HTML code after the results summary text.
Results position:	Position of the results summary text.
Numbers separator:	HTML code between the page numbers.

Relationships

Main document:	Document for which you want to display its related documents.
Main document is on the left side:	Indicates if the given document is on the left side of the relationship.
Relationship name:	Name of the relationship between documents.

System settings

Check permissions:	Indicates if permissions should be checked for the displayed content and only the documents for which the current user has the "read" permission should be displayed.
Cache item name:	Name of the cache item. If not explicitly specified, the name is automatically created based on the control unique ID.
Cache minutes:	The number of minutes for which the content is kept in the cache until the latest version is reloaded from the database. If you specify 0, the content is not cached. If you specify -1, the site-level settings are used.
Cache dependencies:	List of the cache keys on which the cached data depend. When the cache item changes, the cache of the web part is also deleted. Each line contains one item.

No data behavior

Hide if no record found:	Indicates if content should be hidden when no record is found.
No record found text:	Text that should be displayed if no data is found.

Editing buttons

Show New button:	Indicates if the button for adding new items should be displayed in the editing mode when viewing the page.
New button text:	New button description text.
Show Edit and Delete buttons:	Indicates if edit and delete buttons should be automatically shown for each item in the editing mode.

Please note: you can find an example of datalist/repeater nesting in [CMSRepeater](#) chapter of Kentico CMS Controls.

News > Latest news

<p><u>Your second news</u> 1/15/2008</p> <p>Here you can enter the summary of the news item. You can</p> <p><u>Your first news</u> 1/10/2008</p> <p>Here you can enter the summary of the news item. You can</p>	<p>Displays a list of 3 latest news (you can configure the number).</p>
--	---

Content

Path:	Path of the documents to be displayed.
Data source name:	ID of data source web part that provides data displayed by this web part.

Content filter

Document types:	Types of documents that should be displayed, separated with a semicolon (;).
Combine with default culture:	Indicates if default language version of the document should be displayed if the document is not translated to the current language.
Culture code:	Culture version of the displayed content.
Maximum nesting level:	Maximum nesting level. It specifies the number of sub-levels in the content tree that should be included in the displayed content.
ORDER BY expression:	ORDER BY part of the SELECT query.
Select only published:	Indicates if only published documents should be displayed.
Select top N documents:	Selects only top N items. If blank, all items are selected.
Site name:	Code name of the web site from which you want to display the content. If you leave the value empty, the content is retrieved from the current web site.
WHERE condition:	WHERE part of the SELECT query.
Filter out duplicate documents:	If the displayed data contains multiple links to the same document, you can choose to display only one of them.
Filter name:	Filter name of external filter connected to this web part.

Transformations

Transformation:	Transformation used in the list view mode.
Alternating transformation:	Transformation used in the list view mode for even items.
Selected item transformation:	Transformation used in the detail view mode.
Item separator:	Item separator displayed between records.
Nested controls ID:	Sets the nested controls IDs. Use ';' as a separator; Example: myRepeaterID;myDatalistID;myRepeaterID2. This property replaces the previously used NestedRepeaterID and NestedDataListID properties. If you are still using these properties, no changes to functionality will occur, but it is advisable to rewrite your code to use the new property instead. If you need to dynamically set properties of a nested control, you have to set its

DelayedLoading property to 'True'. Please note that this setting can cause problems with ViewState.

Paging

Enable paging:	Indicates if displayed data should be paged.
Paging mode:	Type of paging parameter - it can be passed either through URL (Query string) or through postback (Postback).
Navigation buttons:	Indicates if back/next buttons should be displayed.
Pager position:	Position of the pager - top or bottom
Page size:	Number of records per page.
Query string key:	The name of the URL parameter that will contain the current page number.
Show first and last buttons:	Indicates if First and Last buttons should be displayed.
HTML before:	HTML code before the results summary text.
HTML after:	HTML code after the results summary text.
Results position:	Position of the results summary text.
Numbers separator:	HTML code between the page numbers.

Relationships

Main document:	Document for which you want to display its related documents.
Main document is on the left side:	Indicates if the given document is on the left side of the relationship.
Relationship name:	Name of the relationship between documents.

System settings

Check permissions:	Indicates if permissions should be checked for the displayed content and only the documents for which the current user has the "read" permission should be displayed.
Cache item name:	Name of the cache item. If not explicitly specified, the name is automatically created based on the control unique ID.
Cache minutes:	The number of minutes for which the content is kept in the cache until the latest version is reloaded from the database. If you specify 0, the content is not cached. If you specify -1, the site-level settings are used.
Cache dependencies:	List of the cache keys on which the cached data depend. When the cache item changes, the cache of the web part is also deleted. Each line contains one item.

No data behavior

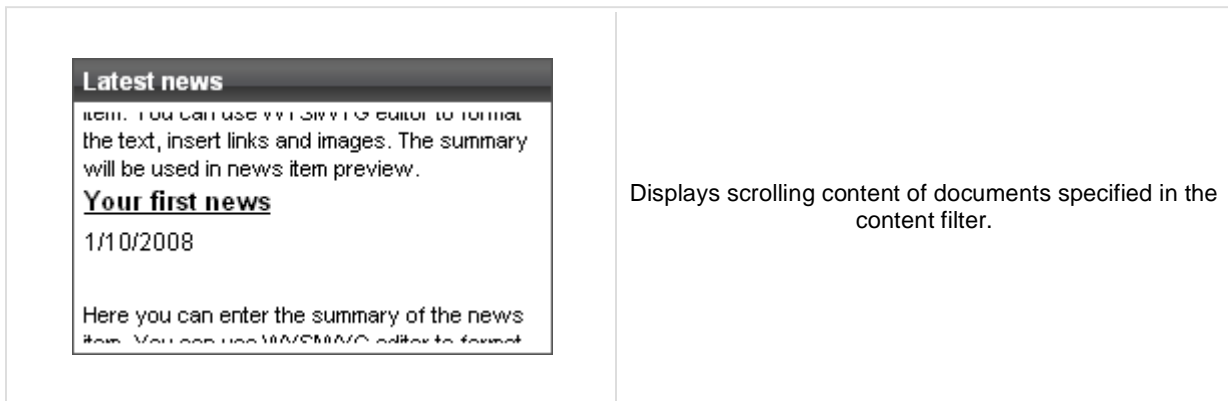
Hide if no record found:	Indicates if content should be hidden when no record is found.
No record found text:	Text that should be displayed if no data is found.

Editing buttons

Show New button:	Indicates if the button for adding new items should be displayed in the editing mode when viewing the page.
New button text:	New button description text.
Show Edit and Delete buttons:	Indicates if edit and delete buttons should be automatically shown for each item in the editing mode.

Please note: you can find an example of datalist/repeater nesting in [CMSRepeater](#) chapter of Kentico CMS Controls.

News > Scrolling news



Content

Path: Path of the documents to be displayed.

Content filter

Document types: Types of documents that should be displayed, separated with a semicolon (;).

Combine with default culture: Indicates if default language version of the document should be displayed if the document is not translated to the current language.

Culture code: Culture version of the displayed content.

Maximum nesting level: Maximum nesting level. It specifies the number of sub-levels in the content tree that should be included in the displayed content.

ORDER BY expression: ORDER BY part of the SELECT query.

Select only published: Indicates if only published documents should be displayed.

Select top N documents: Selects only top N items. If blank, all items are selected.

Site name: Code name of the web site from which you want to display the content. If you leave the value empty, the content is retrieved from the current web site.

WHERE condition: WHERE part of the SELECT query.

Filter out duplicate documents: If the displayed data contains multiple links to the same document, you can choose to display only one of them.

Transformations

Transformation: Transformation used in the list view mode.

Alternating transformation: Transformation used in the list view mode for even items.

Item separator: Item separator displayed between records.

Nested controls ID: Sets the nested controls IDs. Use ';' as a separator; Example: myRepeaterID;myDataListID;myRepeaterID2. This property replaces the previously used NestedRepeaterID and NestedDataListID properties. If you are still using these properties, no changes to functionality will occur, but it is advisable to rewrite your code to use the new property instead. If you need to dynamically set properties of a nested control, you have to set its DelayedLoading property to 'True'. Please note that this setting can cause problems with ViewState.

Relationships

Main document:	Document for which you want to display its related documents.
Main document is on the left side:	Indicates if the given document is on the left side of the relationship.
Relationship name:	Name of the relationship between documents.

System settings

Check permissions:	Indicates if permissions should be checked for the displayed content and only the documents for which the current user has the "read" permission should be displayed.
Cache item name:	Name of the cache item. If not explicitly specified, the name is automatically created based on the control unique ID.
Cache minutes:	The number of minutes for which the content is kept in the cache until the latest version is reloaded from the database. If you specify 0, the content is not cached. If you specify -1, the site-level settings are used.
Cache dependencies:	List of the cache keys on which the cached data depend. When the cache item changes, the cache of the web part is also deleted. Each line contains one item.

No data behavior

Hide if no record found:	Indicates if content should be hidden when no record is found.
No record found text:	Text that should be displayed if no data is found.

Div options

Width (px):	Width of the scrolling text area.
Height (px):	Height of the scrolling text area.
Style:	Style assigned to the DIV tag of the area.

JavaScript options

Scroll move time (milliseconds):	Time in milliseconds for text scrolling.
Script stop time (milliseconds):	Time in milliseconds for which should be the text stopped.
Direction:	Scrolling direction.
Stop on mouse over:	If checked, scrolling stops when the user mouse-overs the web part.

Please note: you can find an example of datalist/repeater nesting in [CMSRepeater](#) chapter of Kentico CMS Controls.

Newsletters > Newsletter subscription

<p>First name: <input type="text"/></p> <p>Last name: <input type="text"/></p> <p>E-mail: <input type="text"/></p> <p><input type="checkbox"/> Corporate Newsletter</p> <p><input type="button" value="Subscribe"/></p>	<p>Displays a newsletter subscription dialog.</p>
---	---

Dialog settings

Newsletter name:	Name used for the Newsletter
Display first name:	Indicates if First name field should be displayed.
First name label text:	Label for the First name field.
Display last name:	Indicates if Last name field should be displayed.
Last name label text:	Label for the Last name field.
E-mail label text:	Label for the E-mail field.
Submit button text:	Caption of the Submit button.
Skin ID:	Defines the ID of the skin
Send confirmation e-mail:	Indicates if the confirmation email should be send
Display captcha image:	Indicates if the CAPTCHA image should be displayed.
Captcha text:	Sets the captcha label text.
Allow user subscribers:	Indicates if authenticated users can subscribe to newsletter without any additional filling name and e-mail.
Use image button:	Indicates if image button should be used instead of regular one.
Image button URL:	URL of image used for image button.

Conversion tracking

Track conversion name:	Conversion name used for tracking
------------------------	-----------------------------------

You can modify the design using standard CSS styles, skin file, or by modifying the **CMSWebParts\Newsletters\NewsletterSubscription.ascx** file.

Newsletters > Newsletter unsubscription

<p>You have been successfully unsubscribed.</p>	<p>Displays a confirmation that the user has been successfully unsubscribed from the newsletter. The subscriber and the newsletter are specified by the GUID parameters in the URL.</p>
---	---

Dialog

Confirmation text:	Text displayed to the user when she is successfully unsubscribed. For example: "You've been unsubscribed."
Send confirmation e-mail:	Indicates if the confirmation email should be send

You can modify the design using standard CSS styles, skin file, or by modifying the **CMSWebParts\Newsletters\NewsletterSubscription.ascx** file.

Newsletters > My subscriptions

<p>Your e-mail address admin@yourdomain.com is currently sub</p> <p><input type="checkbox"/> Corporate Newsletter</p> <p>Update my subscriptions</p>	<p>This web part allows displaying, subscribing and unsubscribing newsletters for logged user.</p>
--	--

Additional documentation text is not provided.

Newsletters > Newsletter archive

<p>Here you can see newsletter issues which are selected to be 1/24/2008 - <u>New release</u></p>	<p>This web part displays newsletter issues which are selected to be displayed in archive.</p>
---	--

Newsletter properties

Newsletter name:	Name used for the Newsletter
Transformation name:	Name of the template used for showing the News in the Archive
Select only sent issues:	Indicates if only previously sent issues should be shown
Ignore Show in newsletter archive:	This property indicates whether "Show in newsletter archive" newsletter issue setting should be ignored.

Additional documentation text is not provided.

Newsletters > Unsubscription request

<p>Please enter your e-mail address to unsubscribe from Corporate newsletter</p> <input data-bbox="204 499 496 539" type="text"/> <input data-bbox="507 499 703 539" type="button" value="Send"/>	<p>This web part can be used by site users to unsubscribe from receiving newsletters.</p>
---	---

Form properties

Newsletter name:	Name used for the Newsletter
Information text:	Information text displayed above the field for entering e-mail address for unsubscription.
Confirmation text:	Text displayed after successful submitting of e-mail address.
Error text:	Text displayed after unsuccessful submitting of e-mail address.
Submit button text:	Caption of the Submit button.

Additional documentation text is not provided.

Notifications > Notification subscription

<p>Subscribe for new product notification:</p> <p>E-mail: <input type="text"/></p> <p><input type="button" value="Subscribe"/></p>	<p>Using this webpart any user can subscribe to the notifications via any gateway of the chosen event.</p>
--	--

Event settings

Event display name:	Localizable string or plain text which describes event and which is visible to the users.
Event description:	Text which will be displayed above the notification gateway forms.
Event source:	Source of the event. With this field you can distinguish between the places where the event was fired. For example document actions (insert, update, delete) use "Content" as a source.
Event code:	Code of the event.
Event object ID:	Event object ID (can be entered as macro, for example).
Event data 1:	Custom event data which are stored in the subscription record. You can use them via macros in the gateway template.
Event data 2:	Custom event data which are stored in the subscription record. You can use them via macros in the gateway template.

Notification settings

Site name:	Determines whether the users are subscribed to site specific event or global event.
Gateway names:	Gateway codenames separated with semicolon.
Notification template name:	Name of the template to use.
Notification preferred format:	Preferred format of the subscription text.

Additional documentation text is not provided.

Notifications > Content subscription

<p>Subscribe for new product notification:</p> <p>E-mail: <input type="text" value="administrator@mydomain"/></p> <p><input type="button" value="Subscribe"/></p>	<p>Using this webpart any user can subscribe to the e-mail notifications about document events (insert, update, delete).</p>
---	--

Event settings

Site name:	Determines whether the users are subscribed to site specific event or global event.
Path:	Path to the documents.
Document types:	Document types which should be included.
Event description:	Text which will be displayed to users in the subscription form.

Notification settings

Gateway names:	Gateway codenames separated by semicolon.
Notification preferred format:	Preferred format of the notification e-mail. If e-mail gateway supports both formats and e-mail templates for both formats are specified notification e-mail format is set to the preferred one.

Create document

Create event enabled:	Indicates if user should be subscribed to the event which is raised after the specified documents are created.
Create event display name:	Localizable string or plain text which describes CREATE event and which is visible to the users.
Create event template name:	Name of the template to use for CREATE event.

Update document

Update event enabled:	Indicates if user should be subscribed to the event which is raised after the specified documents are updated.
Update event display name:	Localizable string or plain text which describes UPDATE event and which is visible to the users.
Update event template name:	Name of the template to use for UPDATE event.

Delete document

Delete event enabled:	Indicates if user should be subscribed to the event which is raised after the specified documents are deleted.
Delete event display name:	Localizable string or plain text which describes DELETE event and which is visible to the users.
Delete event template name:	Name of the template to use for DELETE event.

Additional documentation text is not provided.

Polls > Poll

<p>Do you like our product?</p> <p><input type="radio"/> Yes, I do.</p> <p><input type="radio"/> No, I don't.</p> <p><input type="radio"/> I don't know your product.</p> <p><input type="button" value="Vote"/></p>	<p>The Poll web part allows you to insert your own Poll on the page.</p>
---	--

Poll settings

Poll name:	Poll to be displayed. If you're using the ASPX templates, you need to use poll code name here.
Show graph:	Indicates if graph should be displayed before vote.
Count type:	Specifies the format of number of votes: - none - absolute - percentage
Show results after vote:	Indicates if results should be displayed after vote.
Button text:	Text displayed on the submit button. The default value is "Vote".
Check permissions:	Indicates if permissions for voting specified for the given poll should be checked.
Check if user voted:	Indicates if the the system should check whether the current user has previously voted. The system checks the uniqueness of the user by cookie stored on the client machine.
Hide to unauthorized users:	Hides the web part if the user is not authorized to vote.
Hide if closed:	Hides the web part if the poll is closed.

You can modify the design using standard CSS styles, skin file, or by modifying the **CMSWebParts\Polls\Poll.aspx** file. The styles are described in more detail in **Developer's Guide -> Modules - Polls -> Design and styles**.

Reporting > Report

SKU name	Product number	Department name
Acer Aspire 3105WLMi		General
Asus A639		General
Asus F3U AP059C		General
HP iPAQ 114		General
Nokia N73		General
Samsung SGH E250		General

This web part can be used for displaying reports about internal activity in Kentico CMS system and on the web site.

Report properties

- Report name: Name of the report to be displayed
- Display filter: Indicates if filter should be displayed on the page (if the report has some parameters specified)

Additional documentation text is not provided.

Silverlight > Silverlight application



General

Application path:	Silverlight application path,e.g.: ~/ClientBin/MyApplication.xap
Minimum version:	Minimum version of the Microsoft Silverlight which is required by the current silverlight application
Container width:	Width of the application container. Can be entered either as integer value (e.g. 315) or as percentage value (e.g. 59%)
Container height:	Height of the application container. Can be entered either as integer value (e.g. 315) or as percentage value (e.g. 59%)
Container background:	Background color of the application container. Can be entered either as hexadecimal value (e.g. #323232) or as named value (e.g. Blue).
Endpoint address:	Web service endpoint address the client application can connect to. If specified, its value is added as parameter with key 'endpoint' to the application parameters collection. You need to handle this parameter in your Silverlight application to take it effect.
Parameters:	Silverlight application parameters in format <key1>=<value1>,<key2>=<value2>,...
Alternate content:	Cutom HTML content which is displayed to user when Silverlight plugin is not installed. Leave it blank if you want the default alternate content to be displayed.

Additional documentation text is not provided.

Tagging & categories > Category list

<p>General Packet Radio Service (GPRS)</p> <p>General Packet Radio Service (GPRS) is a packet oriented Mobile Data Service available to users of Global System for Mobile Communications (GSM) and IS-136 mobile phones. It provides data rates from 56 up to 114 kbit/s.</p> <p>GPRS can be used for services such as Wireless Application Protocol (WAP) access, Short Message Service (SMS), Multimedia Messaging Service (MMS), and for Internet communication services such as email and World Wide Web access. GPRS data transfer is typically charged per megabyte of traffic transferred, while data communication via traditional circuit switching is billed per minute of connection time, independent of whether the user actually is using the capacity or is in an idle state. GPRS is a best-effort packet switched service, as opposed to circuit switching, where a certain Quality of Service (QoS) is guaranteed during the connection for non-mobile users.</p>	<table border="1"> <thead> <tr> <th>Categories</th> </tr> </thead> <tbody> <tr> <td>Development 5</td> </tr> <tr> <td>Technologies 3</td> </tr> <tr> <td>Programming 3</td> </tr> <tr> <td>Network administration 2</td> </tr> <tr> <td>Countries 1</td> </tr> </tbody> </table>	Categories	Development 5	Technologies 3	Programming 3	Network administration 2	Countries 1	<p>Displays the list of all categories.</p>
Categories								
Development 5								
Technologies 3								
Programming 3								
Network administration 2								
Countries 1								

Category list settings

Category list page:	URL of the document which will be used as a link URL for categories.
Querystring parameter name:	The name of the query string parameter which will pass the CategoryID to the page specified in DocumentListUrl property.
Display global categories:	Indicates if global categories should be displayed.
Display custom categories:	Indicates if categories of the current user should be displayed.
Site name:	Code name of the web site from which you want to display the content. If you leave the value empty, the content is retrieved from the current web site.
Alias path:	Path of the documents to be displayed.
Culture code:	Culture version of the displayed content.
Combine with default culture:	Indicates if default language version of the document should be displayed if the document is not translated to the current language.
Select only published:	Indicates if only published documents should be displayed.
Max relative level:	Maximum nesting level. It specifies the number of sub-levels in the content tree that should be included in the displayed content.

Content filter

ORDER BY expression:	ORDER BY part of the SELECT query.
Select top N documents:	Selects only top N items. If blank, all items are selected.
WHERE condition:	WHERE part of the SELECT query.

Transformations

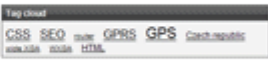
Transformation:	Transformation used in the list view mode.
-----------------	--

No data behavior

Hide if no record found:	Indicates if content should be hidden when no record is found.
No record found text:	Text that should be displayed if no data is found.

Additional documentation text is not provided.

Tagging & categories > Tag cloud

<p>Search Engine Optimization (SEO)</p> <p>Search engine optimization (SEO) is the process of improving the volume and quality of traffic to a web site from search engines via "natural" ("organic" or "algorithmic") search results for targeted keywords. Usually, the earlier a site is presented in the Search Engine Results Pages (SERPs) or the higher it "ranks", the more searchers will visit that site. SEO can also target different kinds of searches, including image search, local search, and industry-specific vertical search engines.</p> <p>As a marketing strategy for increasing a site's relevance, SEO considers how search algorithms work and what people search for. SEO efforts may involve a site's coding, presentation, and structure, as well as fixing problems that could prevent search engine indexing programs from fully spidering a site. Another class of techniques, known as black hat SEO or spamdexing, use methods such as link farms and keyword stuffing that tend to harm search engine user experience. Search engines look for sites that employ these techniques and may remove them from their indices.</p> <p>The initials "SEO" can also refer to "search engine optimizers", terms adopted by an industry of consultants who carry out optimization projects on behalf of clients, and by employees who perform SEO services in-house.</p>	 <p>Displays list of all the tags used within a group of documents or part of the content tree. Tag frequency is shown with font size; the most frequent tags use larger font size than the less frequent ones. Each tag links to the page which shows the list of the documents that are tagged with the specified key word.</p>
---	--

Tag cloud settings

Tag group name:	Tag group which will be used as source of tags.
Document list URL:	URL of the document which will be used as a link URL for tags.
Querystring parameter name:	The name of the query string parameter which will pass the TagID to the page specified in DocumentListUrl property.
Tag separator:	HTML code which is placed between each two tags.
Minimal tag font size:	Minimal font size (for the tag with the lowest occurrence) in pixels.
Maximal tag font size:	Maximal font size (for the tag with the highest occurrence) in pixels.
Site name:	Code name of the web site from which you want to display the content. If you leave the value empty, the content is retrieved from the current web site.
Alias path:	Path of the documents to be displayed.
Culture code:	Culture version of the displayed content.
Combine with default culture:	Indicates if default language version of the document should be displayed if the document is not translated to the current language.
Select only published:	Indicates if only published documents should be displayed.
Max relative level:	Maximum nesting level. It specifies the number of sub-levels in the content tree that should be included in the displayed content.

Content filter

ORDER BY expression:	ORDER BY part of the SELECT query.
Select top N tags:	Selects only top N items. If blank, all items are selected.
Where condition:	WHERE part of the SELECT query.

System settings

Cache minutes:	The number of minutes for which the content is kept in the cache until the latest version is reloaded from the database. If you specify 0, the content is not cached. If you specify -1, the site-level settings are used.
Cache dependencies:	List of the cache keys on which the cached data depend. When the cache item changes, the cache of the web part is also deleted. Each line contains one item.
Cache item name:	Name of the cache item. If not explicitly specified, the name is automatically created based on the control unique ID.

No data behavior

Kentico CMS 4.1 - Web Parts Reference

Hide if no record found: Indicates if content should be hidden when no record is found.

No record found text: Text that should be displayed if no data is found.

Data format:

TagClouds webpart needs the datatable with at least two columns, where data in first column represents labels (various datatype) and second column is the value (number datatype). Optional is the third column which can have two meanings:

1) If the Base URL is supplied then it's considered as a value for query string parameter

mydocument	20	mydocumentparam
------------	----	-----------------

This means that the URL will be assembled like this `baseurl?querystringparam=mydocumentparam`

2) If the Base URL is empty then it's considered as a complete URL

kentico	10	http://www.kentico.com
---------	----	---

Text > Static text

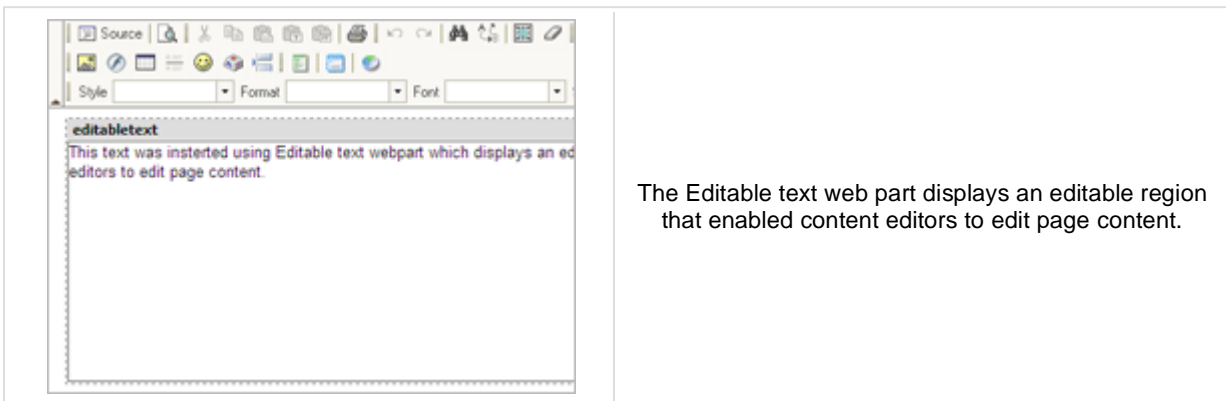
<p>Lorem ipsum dolor sit amet consectetur at orci</p>	<p>The Static text web part allows web developers to edit plain text content that will be rendered on the page. Unlike with Editable text web part, the content editors cannot edit the content. The web part displays the entered static content on the live site.</p>
---	---

Content

Text: Text to be displayed.

Additional documentation text is not provided.

Text > Editable text



Content

Select only published: Indicates if only published documents should be displayed.

Design

Editable region title: Editable region title.

Editable region type: Type of the editable region - textbox, textarea or HTML editor (WYSIWYG editor).

Editable region width: Width of the editable region in pixels.

Editable region height: Height of the editable region in pixels.

Behavior

HTML editor toolbar set: Name of the toolbar set of the HTML (WYSIWYG) editor. If not specified, the default toolbar is used. E.g.: Default, Basic

HTML editor toolbar location: HTML (WYSIWYG) editor toolbar location - the region can have either its own toolbar or a shared toolbar. Please note: if you use the shared toolbar, the toolbar set depends on the last used toolbar.

HTML editor css stylesheet: Indicates which stylesheet should be used for HTML editor.

Minimum length: Minimum text length in number of characters.

Maximum length: Maximum text length in number of characters.

Word wrap (text area only): Indicates if long lines should be wrapped in the textarea control.

Automatic image resize on upload: The size new uploaded images will be automatically resized to.

Security

Check permissions: Indicates if permissions should be checked for the displayed content and only the documents for which the current user has the "read" permission should be displayed.

Additional documentation text is not provided.

Text > Static HTML

<p>Lorem ipsum dolor sit amet consectetur at orci</p> <ul style="list-style-type: none">• Quis Nam tortor semper sem nunc congue• Et Ut consectetur ut purus Curabitur• Nulla eu id enim tempor laoreet	<p>The Static HTML web part allows web developers to edit HTML content using a WYSIWYG editor. Unlike with Editable text web part, the content editors cannot edit the content. The web part displays the entered static content on the live site.</p>
---	--

Content

Text: Text to be displayed.

Additional documentation text is not provided.

Text > Editable image



Content

Image width:	Image width in pixels - the image will be resized to this width.
Image height:	Image height in pixels - the image will be resized to this height.
Image title:	Title displayed in the editing mode.
Automatic image resize on upload:	The size new uploaded images will be automatically resized to.
Alternate text:	ALT text of the image displayed on the web site.
Select only published:	Indicates if only published documents should be displayed.

Design

Image CSS class:	CSS class used for the element.
Image style:	Style attribute value for the element. E.g.: border: 1px solid red
Display image page path:	Indicates if selector text box should be displayed.

Security

Check permissions:	Indicates if permissions should be checked for the displayed content and only the documents for which the current user has the "read" permission should be displayed.
--------------------	---

Additional documentation text is not provided.

Text > Paged text

<p>Lorem ipsum dolor sit amet, consectetur adipiscing magna, vitae pellentesque velit magna eget dolor. Ut lectus leo, interdum sit amet, cursus eget, feugiat id, vitae dolor. Mauris magna purus, adipiscing ut, tristique Cras at orci et sem venenatis pretium. Nunc et eros sapien. Nunc tempor sollicitudin massa. Integer urna Aliquam commodo vulputate purus. Integer ac erat. In</p> <p style="text-align: center;">Page 1 of 5</p> <p style="text-align: center;"> < < 1 - 2 - 3 - 4 - 5 > > </p>	<p>Displays the document field as a paged text</p>
---	--

Content

Path:	Path to the document
Text field name:	Document field that should be used as a source of the text.

Content filter

Combine with default culture:	Indicates if default language version of the document should be displayed if the document is not translated to the current language.
Culture code:	Culture version of the displayed content.
Select only published:	Indicates if only published documents should be displayed.
Site name:	Code name of the web site from which you want to display the content. If you leave the value empty, the content is retrieved from the current web site.

Paging

Paging mode:	Type of paging parameter - it can be passed either through URL (Query string) or through postback (Postback).
Navigation buttons:	Indicates if the back and next buttons should be displayed.
Pager position:	Position of the pager - top or bottom.
Page size (characters):	Number of records per page.
Query string key:	The name of the URL parameter that will contain the current page number.
Show first and last buttons:	Indicates if First and Last buttons should be displayed.
Pager format:	You can use the following expressions: {0} for current page, {2} for total number of pages. E.g.: You're on page {0} of {2}
HTML Before:	HTML content before pager.
HTML after:	HTML content after pager.
Numbers separator:	Separator sign for the page numbers.

System settings

Check permissions:	Indicates if permissions should be checked for the displayed content and only the documents for which the current user has the "read" permission should be displayed.
Cache item name:	Name of the cache item. If not explicitly specified, the name is automatically created based on the control unique ID.

Kentico CMS 4.1 - Web Parts Reference

Cache minutes:	The number of minutes for which the content is kept in the cache until the latest version is reloaded from the database. If you specify 0, the content is not cached. If you specify -1, the site-level settings are used.
Cache dependencies:	List of the cache keys on which the cached data depend. When the cache item changes, the cache of the web part is also deleted. Each line contains one item.

Design

Text CSS Class:	Indicates CSS class which should be used for text styling.
Pager CSS Class:	Indicates CSS class which should be used for pager styling.
Pager separator:	Insert what should be pager separator.

Additional documentation text is not provided.

User contributions > Contribution list

New document			
Actions	Document name	Published	Last modified
	Editable article 1	Yes	1/23/2008 11:23:38 AM
	User contribution	Yes	1/23/2008 1:05:27 PM

Displays a list of contributions or only the New document button.

Content

Path: Path of the documents to be displayed.

User contributions

Path for new documents: Path where new documents created using the New document button will be stored. E.g.: /news

Allowed new document types: List of document types (their code names) that can be created using the New document button. You can specify multiple document types separated with a semicolon (;). E.g.: cms.news;cms.article

Alternative form name: Name of the alternative form which will be used to change form definition and/or layout. Remove class name if more document types are allowed.

Validation error message: This message will be displayed after validation failed. Default error message will be used if this one is not set.

Display list of documents: Indicates if the list of documents should be displayed or only the New document button should be displayed.

New document page template: The default page template assigned to all documents created through the Contribution list web part. If you leave the value empty, the documents will inherit the parent page template by default.

New item button label: Text used for 'New item' button.

List button label: Text used for 'List' button.

Content filter

Document types: Types of documents that should be displayed, separated with a semicolon (;).

Combine with default culture: Indicates if default language version of the document should be displayed if the document is not translated to the current language.

Culture code: Culture version of the displayed content.

Maximum nesting level: Maximum nesting level. It specifies the number of sub-levels in the content tree that should be included in the displayed content.

ORDER BY expression: ORDER BY part of the SELECT query.

Select only published: Indicates if only published documents should be displayed.

Site name: Code name of the web site from which you want to display the content. If you leave the value empty, the content is retrieved from the current web site.

WHERE condition: WHERE part of the SELECT query.

Security



Kentico CMS 4.1 - Web Parts Reference

Check permissions:	Indicates if document permissions should be checked. If not chosen, the access is controlled only by the Allow editing by users value.
Allow insert:	Indicates if the New document button should be displayed.
Allow edit:	Indicates if the edit button should be displayed.
Allow delete:	Indicates if the delete button should be displayed.
Allow editing by users:	Specifies what kind of users can edit the documents using this control: - All users (any user who comes to the web site) - Authenticated users (only users with user name and password) - Document owners (only document owners can edit the content)

AJAX (hidden)

Additional documentation text is not provided.

User contributions > Edit contribution

<p>Editable article 1</p> <p>Registered users can place any text here.</p> <p> <u>Edit</u>  <u>Delete</u></p>	<p>Enables editing of user contributions.</p>
--	---

Content

Path:	Path of the documents to be displayed.
Site name:	Code name of the web site from which you want to display the content. If you leave the value empty, the content is retrieved from the current web site.
Culture code:	Culture version of the displayed content.
Alternative form name:	Name of the alternative form which will be used to change form definition and/or layout.
Validation error message:	This message will be displayed after validation failed. Default error message will be used if this one is not set.
Edit button label:	Text used for 'Edit' button.
Delete button label:	Text used for 'Delete' button.
Close edit mode label:	Text used for 'Close edit mode' button.


Security

Check permissions:	Indicates if document permissions should be checked. If not chosen, the access is controlled only by the Allow editing by users value.
Allow delete:	Indicates if the delete button should be displayed.
Allow editing by users:	Specifies what kind of users can edit the documents using this control: - All users (any user who comes to the web site) - Authenticated users (only users with user name and password) - Document owners (only document owners can edit the content)

AJAX (hidden)

Additional documentation text is not provided.

Web services > Repeater for web service

	<p>The Repeater web part renders specified documents using given ASCX transformation. All webservice web parts use the example webservice (/CMSPages/WebService.aspx) as a datasource.</p>
---	--

Layout

Transformation: Transformation for displaying the data.

No data behavior

Hide if no record found: Indicates if content should be hidden when no record is found.

No record found text: Text that should be displayed if no data is found.

Web service settings

Web service URL (.asmx file): URL of the web service, e.g.: <http://localhost/webservice1/Service.aspx>

Web service parameters: String value that is passed as a parameter to the web service.

Additional documentation text is not provided.

Web services > Grid for web service

Node Name ▲	Document Name
Acer Aspire 3105WLMi	Acer Aspire 3105WLMi
Asus A639	Asus A639
Asus F3U AP059C	Asus F3U AP059C
HP iPAQ 114	HP iPAQ 114
Nokia N73	Nokia N73
Samsung SGH E250	Samsung SGH E250
< >	

The Grid for web service web part displays a grid with data retrieved from the specified web service. All webservice web parts use the example webservice (/CMSPages/WebService.asmx) as a datasource.

Design

- Show header: Indicates if header should be shown.
- Show footer: Indicates if footer should be shown.
- Tool tip: Tool tip displayed when the table is mouse-overed.
- Skin ID: ID of the skin to be applied to the grid control.

Paging

- Enable paging: Indicates if paging should be used.
- Page size: Number of records displayed per page.
- Pager style: You can choose between Previous/Next buttons and page numbers.

Sorting

- Enable sorting: Indicates if sorting should be used.
- Default sort field: Name of the field that will be used for sorting by default.
- Sort ascending: Indicates if the default sorting should be ascending.

No data behavior

- Hide if no record found: Indicates if content should be hidden when no record is found.
- No record found text: Text that should be displayed if no data is found.

Web service settings

- Web service URL (.asmx file): URL of the web service, e.g.: <http://localhost/webservice1/Service.asmx>
- Web service parameters: String value that is passed as a parameter to the web service.

The design of the grid can be customized using skins. Here's an example:

```
<ccl:CMSDataGrid Runat="server">
  <HeaderStyle Font-Bold="True" ForeColor="White" BackColor="orange"></HeaderStyle>
  <FooterStyle ForeColor="Black" BackColor="#CCCCCC"></FooterStyle>
  <ItemStyle ForeColor="Black" BackColor="#EEEEEE"></ItemStyle>
```

```
<AlternatingItemStyle BackColor="#DCDCDC"></AlternatingItemStyle>  
  <PagerStyle HorizontalAlign="Center" ForeColor="Black" BackColor="#999999"  
Mode="NumericPages" />  
</cc1:CMSDataGrid>
```


Web services > Datalist for web service

 <p>Nokia N73 Our price: \$ 399.00 Add to shopping cart</p>	 <p>Samsung SGH E250 Our price: \$ 249.00 Add to shopping cart</p>	<p>The Datalist for web service web part displays a multicolumn/multirow list of data provided through the web service. All webservice web parts use the example webservice (/CMSPages/WebService.aspx) as a datasource.</p>
---	--	--

Layout

Repeat columns:	Number of columns.
Repeat direction:	Direction in which the items should be displayed when more than one columns are used - either vertical or horizontal.
Repeat layout:	Layout of the control - either tables or flow layout (without any predefined structure).
Transformation:	Transformation for displaying the data.

No data behavior

Hide if no record found:	Indicates if content should be hidden when no record is found.
No record found text:	Text that should be displayed if no data is found.

Web service settings

Web service URL (.asmx file):	URL of the web service (e.g.: http://localhost/webservice1/Service.aspx).
Web service parameter:	String value that is passed as a parameter to the web service.

Additional documentation text is not provided.